

US00D491719S1

(12) **United States Design Patent**
Göbel

(10) **Patent No.:** **US D491,719 S**
(45) **Date of Patent:** **** Jun. 22, 2004**

(54) **COMBINED UMBRELLA AND CASE**

(75) **Inventor:** **Eberhard Göbel, Ulm (DE)**

(73) **Assignee:** **Eberhard Gobel GmbH & Co., Ulm (DE)**

(**) **Term:** **14 Years**

(21) **Appl. No.:** **29/140,583**

(22) **Filed:** **Apr. 20, 2001**

(30) **Foreign Application Priority Data**

Oct. 26, 2000 (WO) DM/054 058

(51) **LOC (7) Cl.** **03-03**

(52) **U.S. Cl.** **D3/5; D3/11**

(58) **Field of Search** D3/5, 6, 11, 12,
D3/13; 224/915; 135/15.1, 16, 22, 24, 33.2,
34.2

(56) **References Cited**

U.S. PATENT DOCUMENTS

D69,926 S * 4/1926 Weinberg D3/5
1,891,184 A * 12/1932 Salomon 135/34.2
2,105,172 A * 1/1938 Voelker 135/34.2
3,526,238 A * 9/1970 Brayton 224/915

4,558,807 A * 12/1985 Jackson 224/915
D380,085 S * 6/1997 Ramsey D3/11
6,039,062 A * 3/2000 Karakaedos 135/16
D450,919 S * 11/2001 Lee D3/11

* cited by examiner

Primary Examiner—Lucy Lieberman

(74) *Attorney, Agent, or Firm*—Herbert Dubno

(57) **CLAIM**

The ornamental design for a combined umbrella and case, as shown and described.


DESCRIPTION

FIG. 1 is a top and front perspective view of the unfolded umbrella shown without the case for clarity of illustration; FIG. 2 is a fragmentary perspective view showing a detail of the handle and a portion of the frame of the umbrella shown without the fabric portion of the umbrella for clarity of illustration;

FIG. 3 is a fragmentary front perspective view of the top portion of the combined umbrella and case shown in the folded and assembled condition; and,

FIG. 4 is a fragmentary side perspective view of the combined umbrella and case shown in the folded and assembled condition, the opposite side is a mirror image thereto.

1 Claim, 4 Drawing Sheets



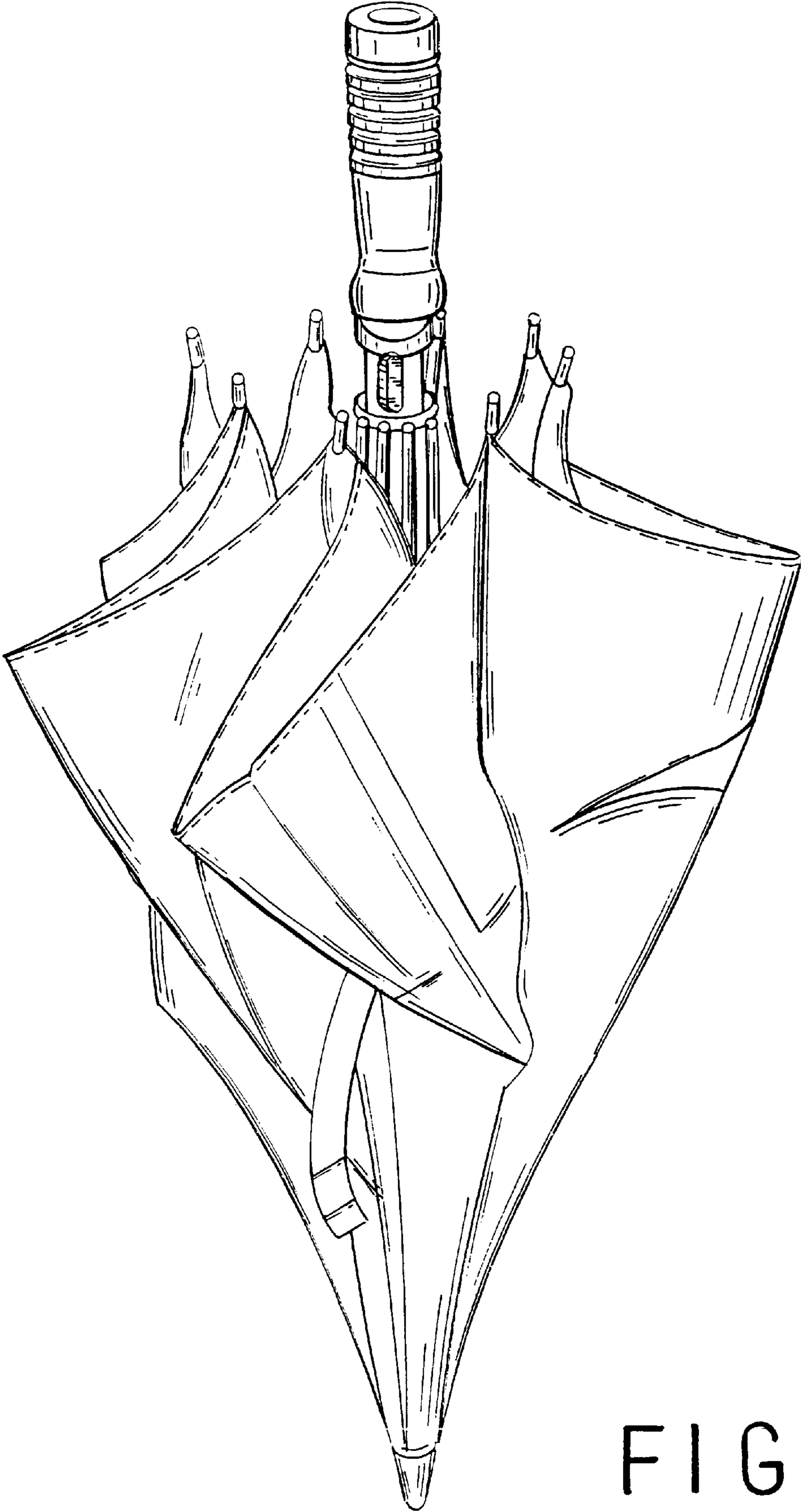


FIG. 1

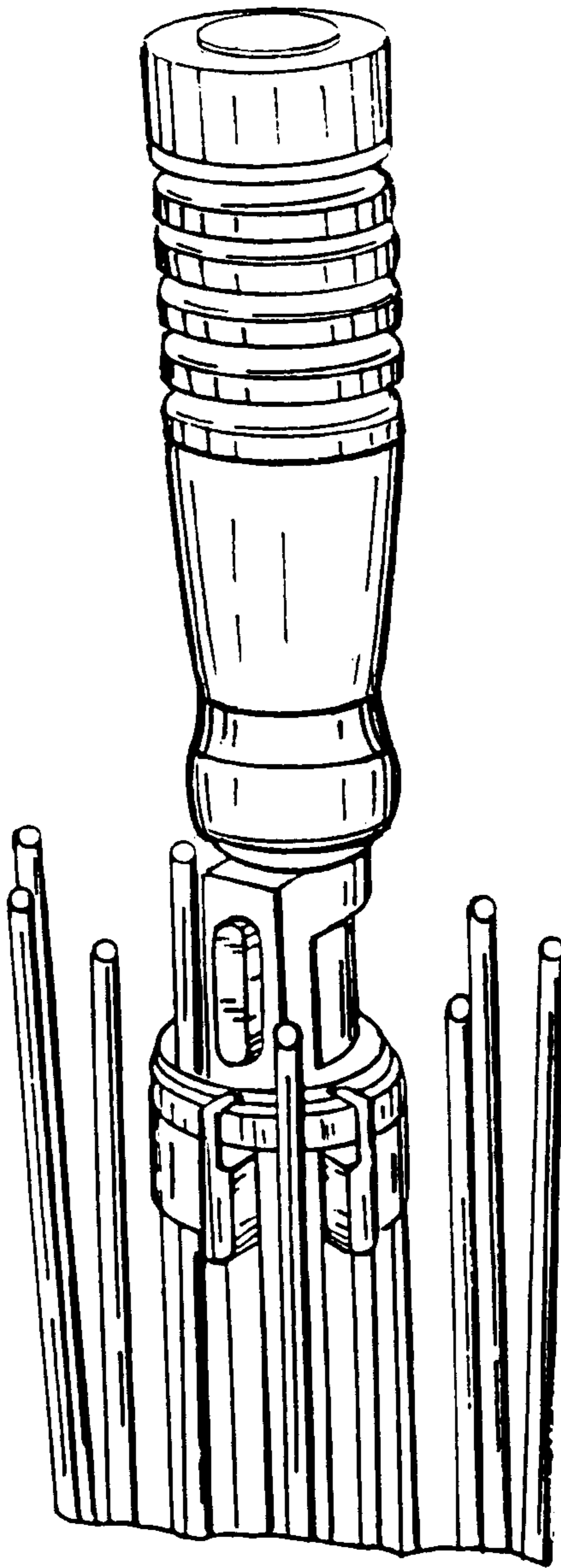


FIG. 2

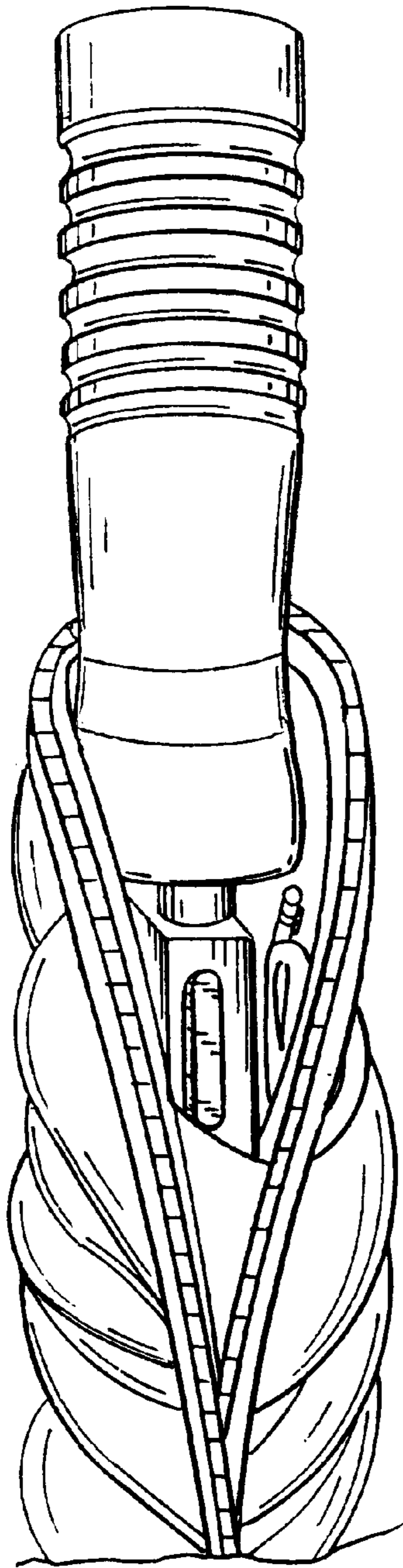


FIG. 3

FIG. 4

