



US00D491690S

(12) **United States Design Patent**
Yamashita

(10) **Patent No.:** **US D491,690 S**

(45) **Date of Patent:** **** Jun. 15, 2004**

(54) **HOLDER FOR A SAFETY RAZOR**

(75) Inventor: **Shigeki Yamashita, Seki (JP)**

(73) Assignee: **Kai R & D Center Co., Ltd., Gifu (JP)**

(**) Term: **14 Years**

(21) Appl. No.: **29/143,760**

(22) Filed: **Jun. 19, 2001**

(30) **Foreign Application Priority Data**

Dec. 19, 2000 (JP) 2000-036283

(51) **LOC (7) Cl.** **28-03**

(52) **U.S. Cl.** **D28/48**

(58) **Field of Search** D28/44-48; 30/32,
30/34.05, 35-40, 40.1, 40.2, 47-60, 60.5,
61-74, 74.1, 75-84, 526-536

(56) **References Cited**

U.S. PATENT DOCUMENTS

- D38,754 S * 8/1907 Arnold D28/46
- 1,466,123 A * 8/1923 Everett 30/51
- 3,203,091 A * 8/1965 Craig 30/62
- 3,815,227 A * 6/1974 Hood 30/64
- D253,726 S * 12/1979 Schuman et al. D28/46
- D257,793 S * 1/1981 Gray D28/48
- 4,308,663 A * 1/1982 Ciaffone 30/87

- D318,143 S * 7/1991 Wieneke D28/46
- D386,821 S * 11/1997 Shurtleff et al. D28/48
- D403,113 S * 12/1998 Kohring et al. D28/48
- D425,251 S * 5/2000 Gray D28/48
- D439,015 S * 3/2001 Wonderley D28/48

* cited by examiner

Primary Examiner—Philip S. Hyder

Assistant Examiner—C. Tuttle

(74) *Attorney, Agent, or Firm*—Koda & Androlia

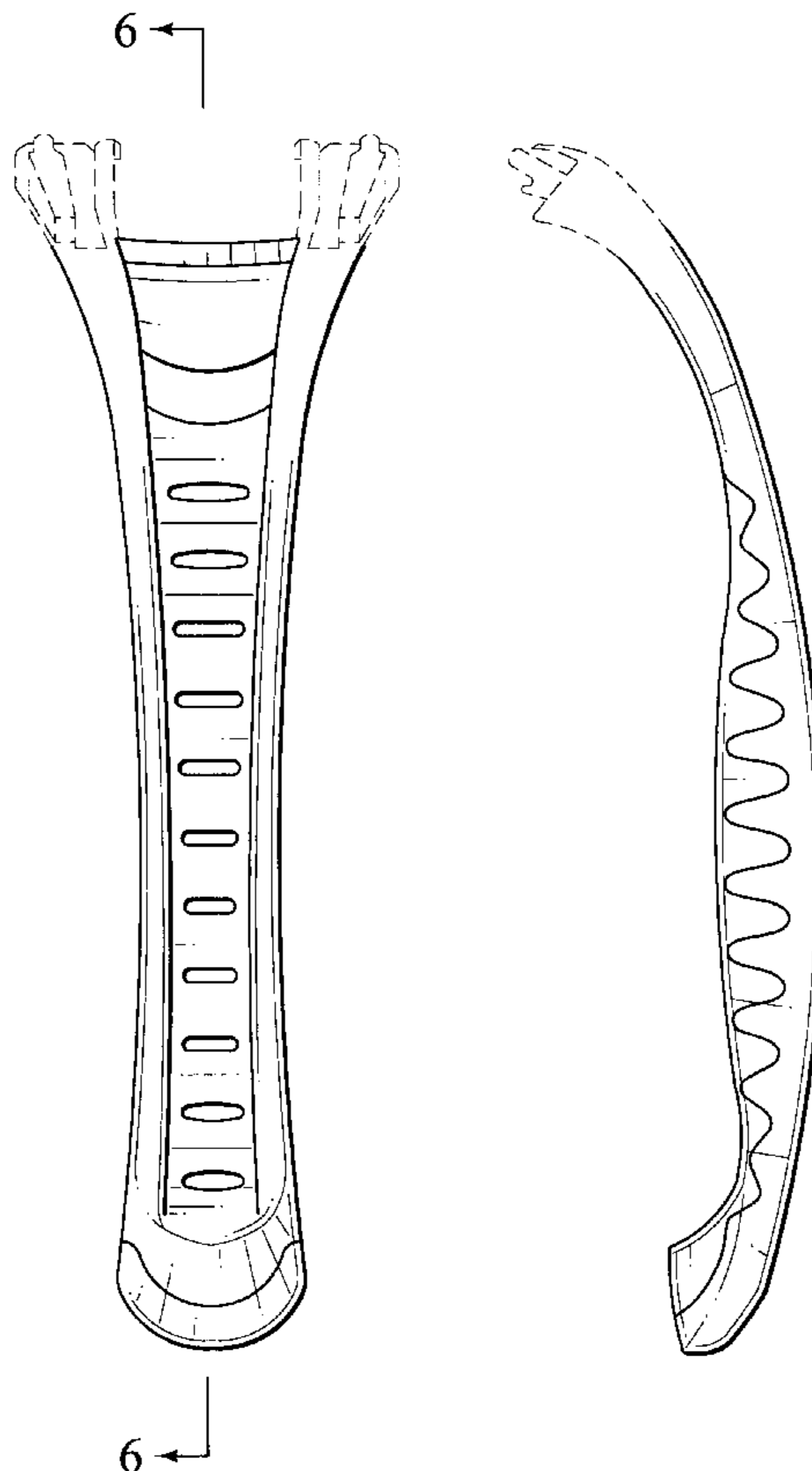
(57) **CLAIM**

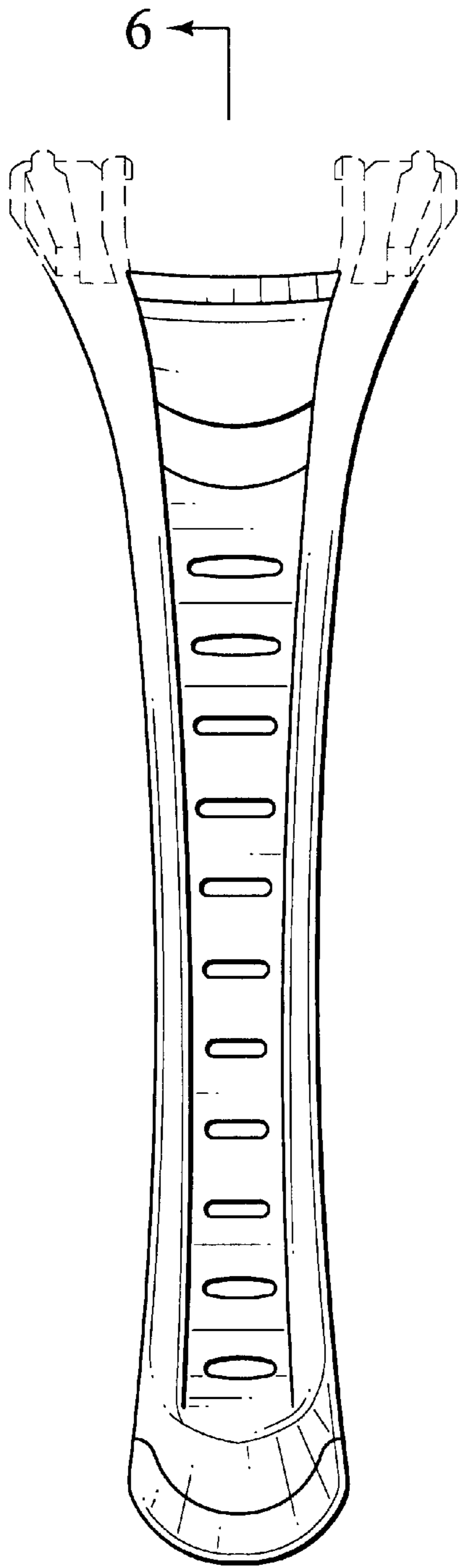
The ornamental design for a holder for a safety razor, as shown and described.

DESCRIPTION

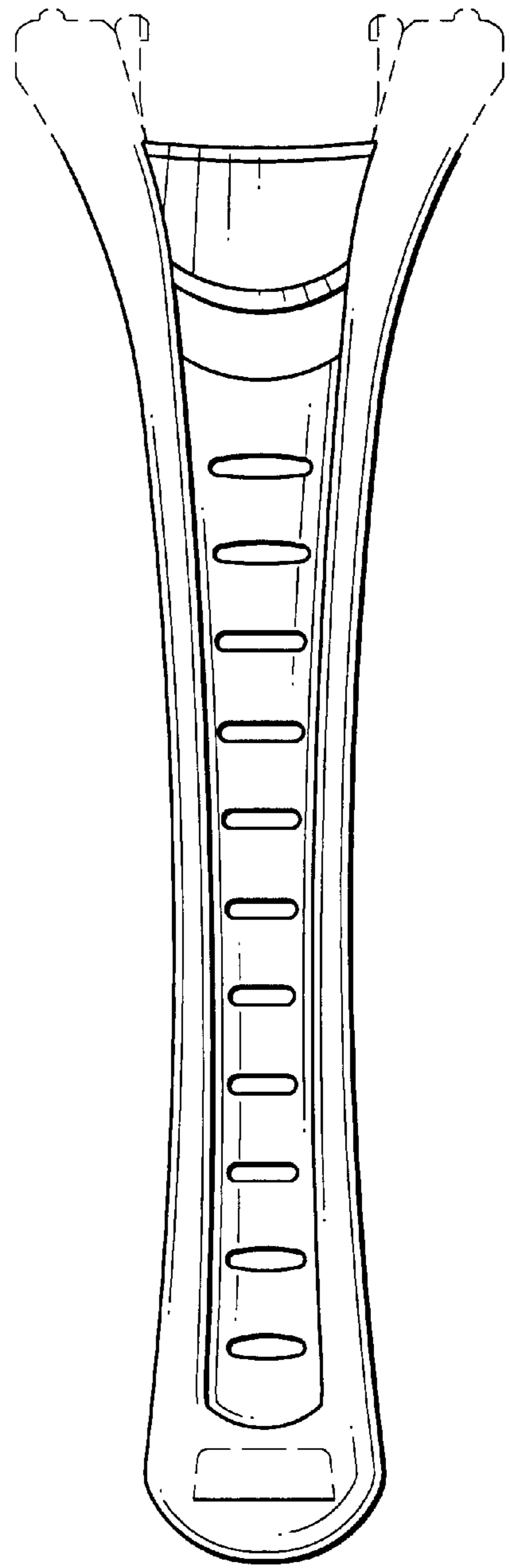
FIG. 1 is a front elevational view of the holder for a safety razor showing my new design;
 FIG. 2 is a rear elevational view thereof;
 FIG. 3 is a top plan view thereof;
 FIG. 4 is a bottom plan view thereof;
 FIG. 5 is a right side elevational view thereof, the left side elevational view being a mirror image of the right side elevational view; and,
 FIG. 6 is cross sectional view taken along the line 6—6 in FIG. 1.
 The structure shown in broken lines is for illustrated purposes only; and forms no part of the claimed design.

1 Claim, 3 Drawing Sheets





6
FIG. 1



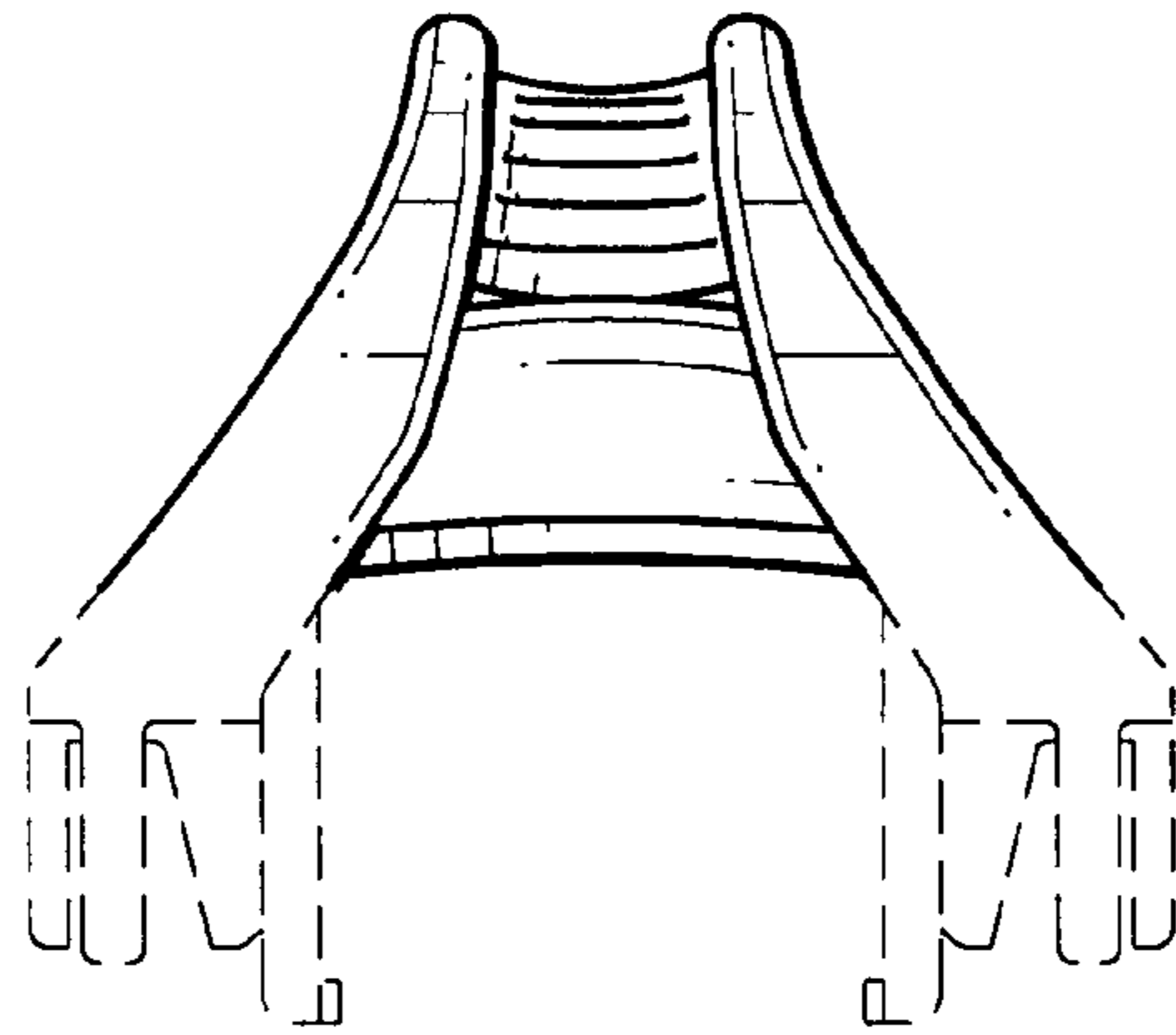


FIG. 3

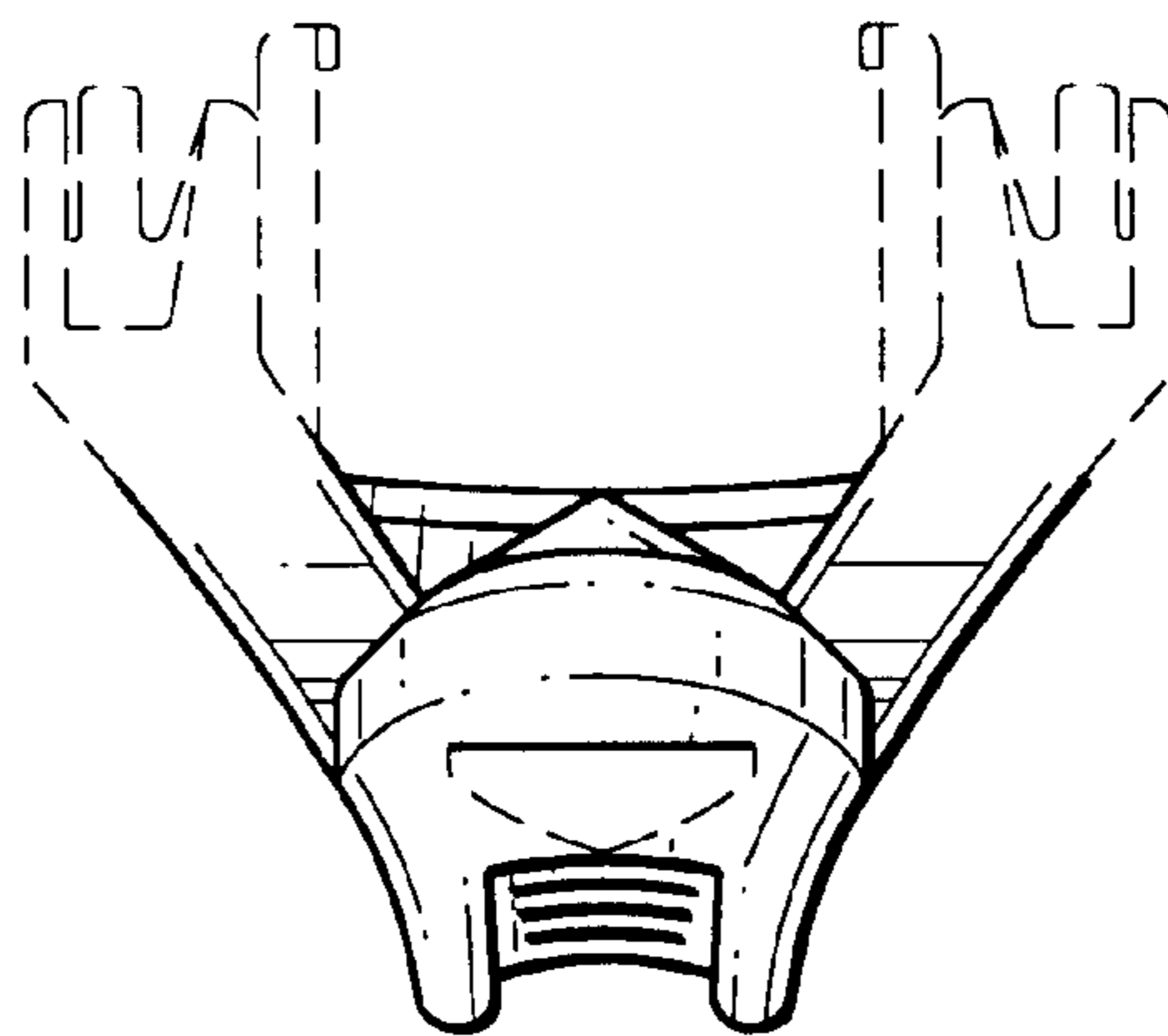


FIG. 4

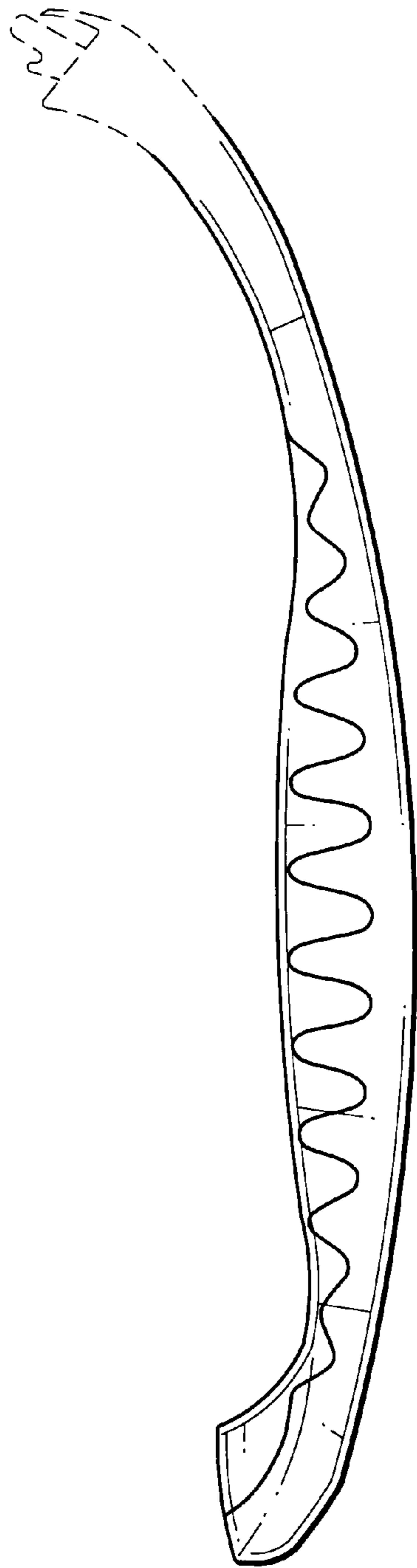


FIG. 5

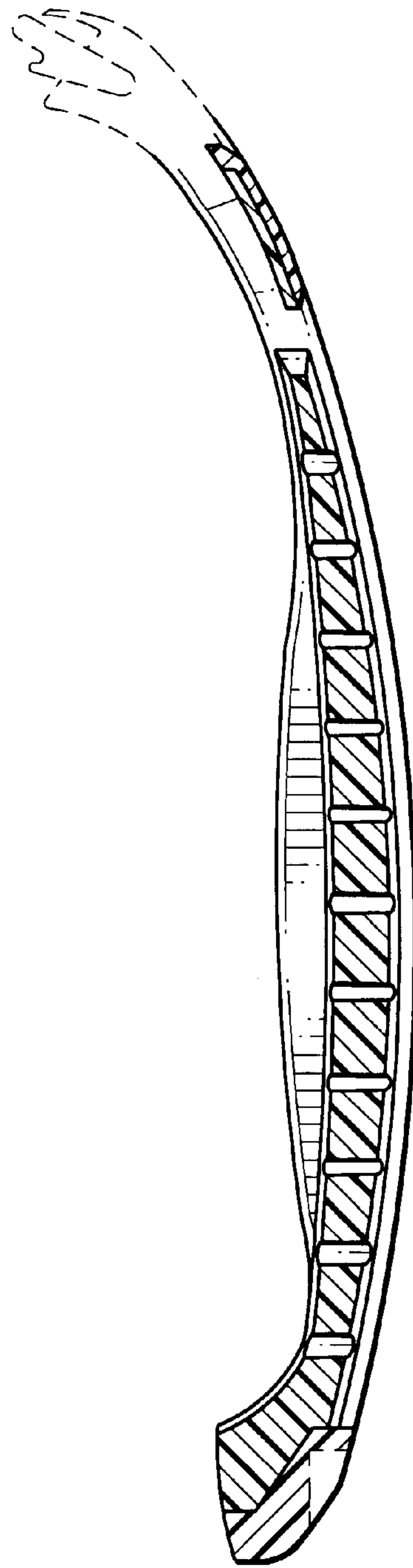


FIG. 6