



US00D491672S

(12) **United States Design Patent**
Self et al.

(10) **Patent No.: US D491,672 S**

(45) **Date of Patent: ** *Jun. 15, 2004**

(54) **GRAB RAIL**

5,657,968 A * 8/1997 Marsden 256/65.16
D402,039 S * 12/1998 Victor et al. D25/41

(75) Inventors: **James Edward Self**, Isle of Man (GB);
Graham Robin Lock, Isle of Man
(GB)

* cited by examiner

(73) Assignee: **DLP Limited**, Isle of Man (GB)

Primary Examiner—Doris Clark

(74) *Attorney, Agent, or Firm*—Young & Thompson

(*) Notice: This patent is subject to a terminal disclaimer.

(57) **CLAIM**

(**) Term: **14 Years**

The ornamental design for a grab rail, as shown and described.

(21) Appl. No.: **29/181,122**

DESCRIPTION

(22) Filed: **May 6, 2003**

FIG. 1 is a perspective view of a grab rail showing our new design;

(30) **Foreign Application Priority Data**

Nov. 6, 2002 (GB) 3008313

FIG. 2 is a front view thereof;

(51) **LOC (7) Cl.** **25-02**

FIG. 3 is a side view thereof, the side opposite that shown in FIG. 3 being identical thereto;

(52) **U.S. Cl.** **D25/41**

(58) **Field of Search** D25/38, 41; 182/113;
256/1, 59, 65.16

FIG. 4 is an end view thereof, the end opposite that shown in FIG. 4 being identical thereto; and,

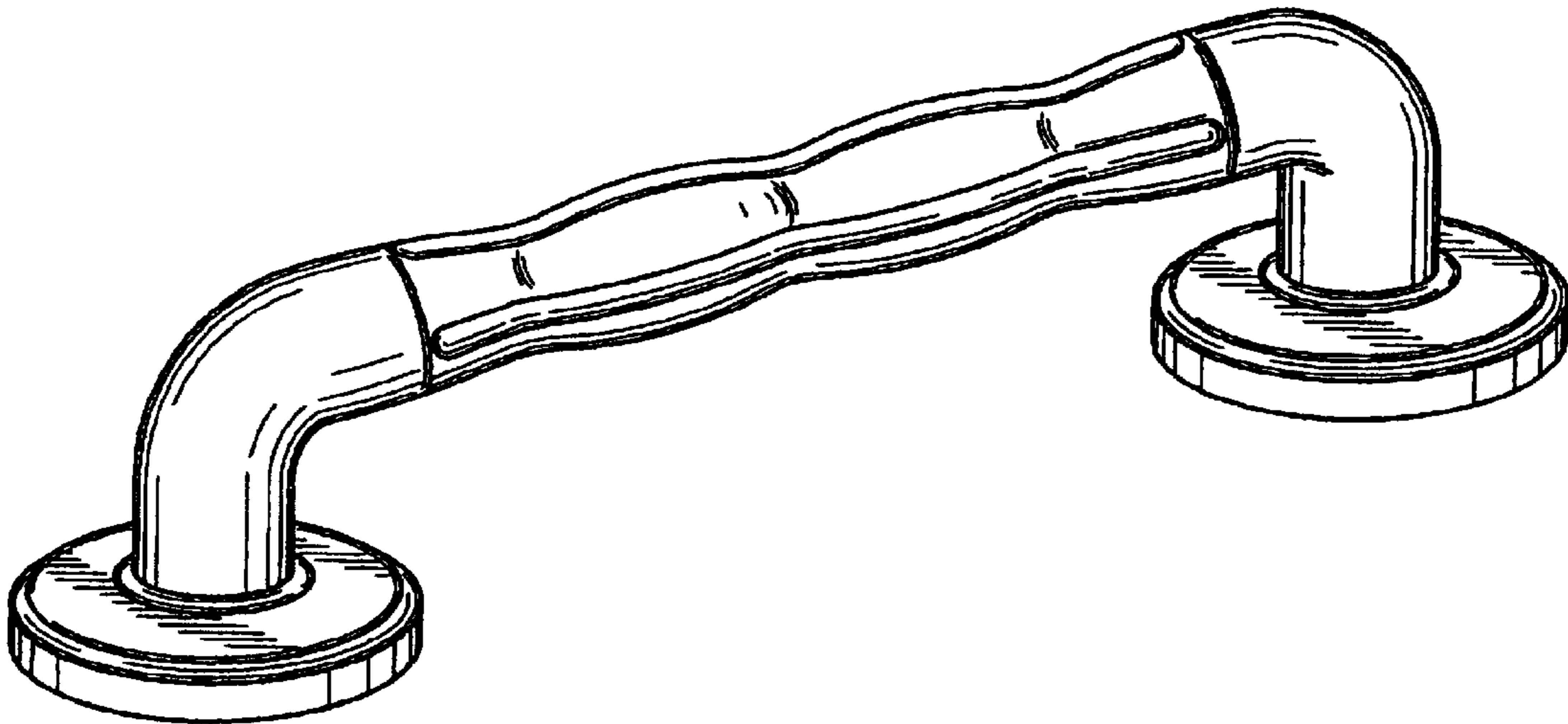
FIG. 5 is a rear view thereof.

(56) **References Cited**

U.S. PATENT DOCUMENTS

D194,835 S * 3/1963 Prizler et al. D25/41

1 Claim, 2 Drawing Sheets



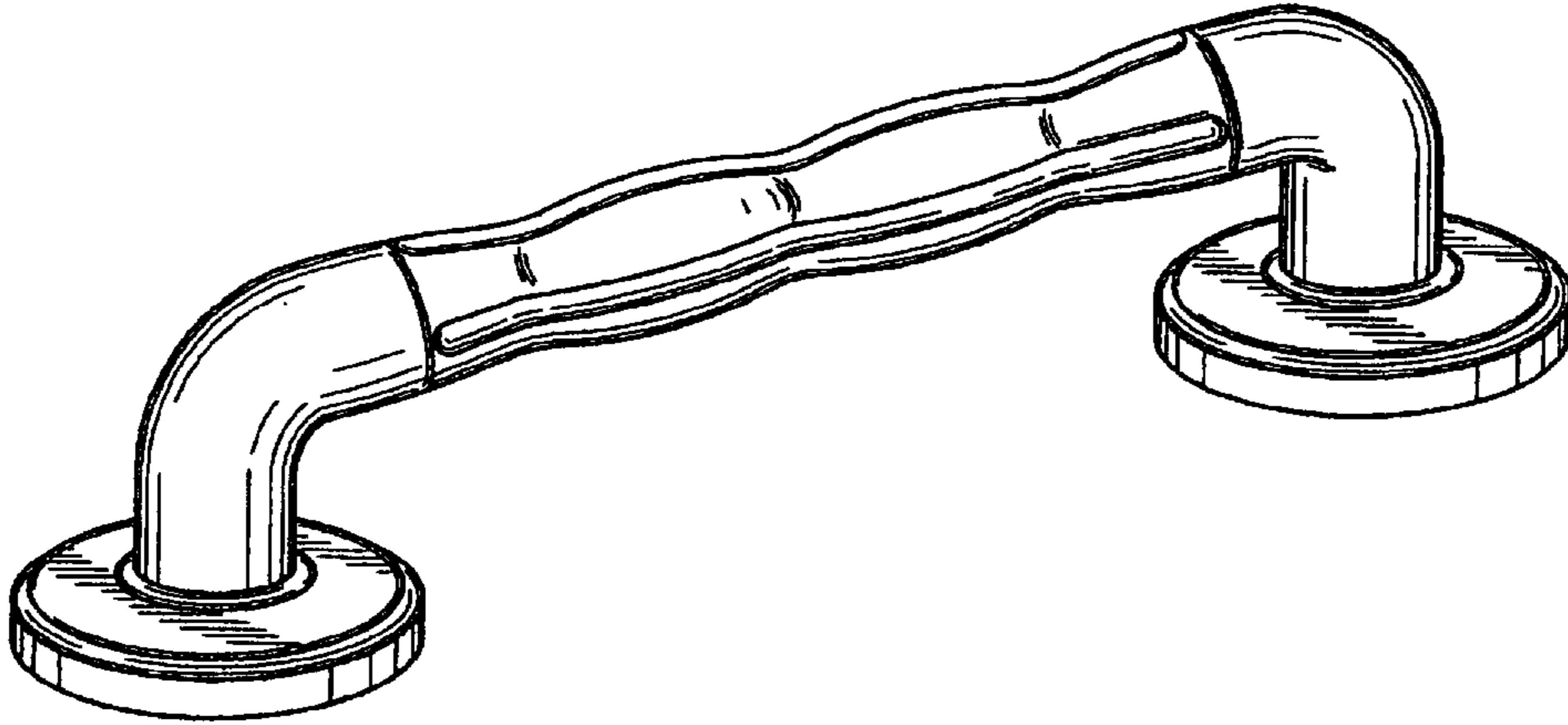


FIG. 1

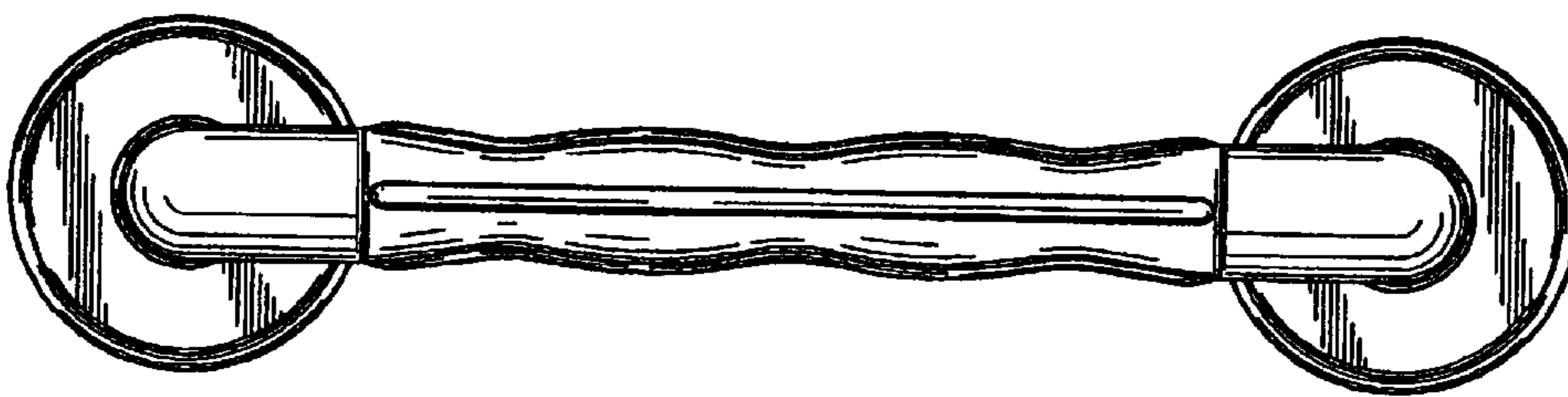


FIG. 2

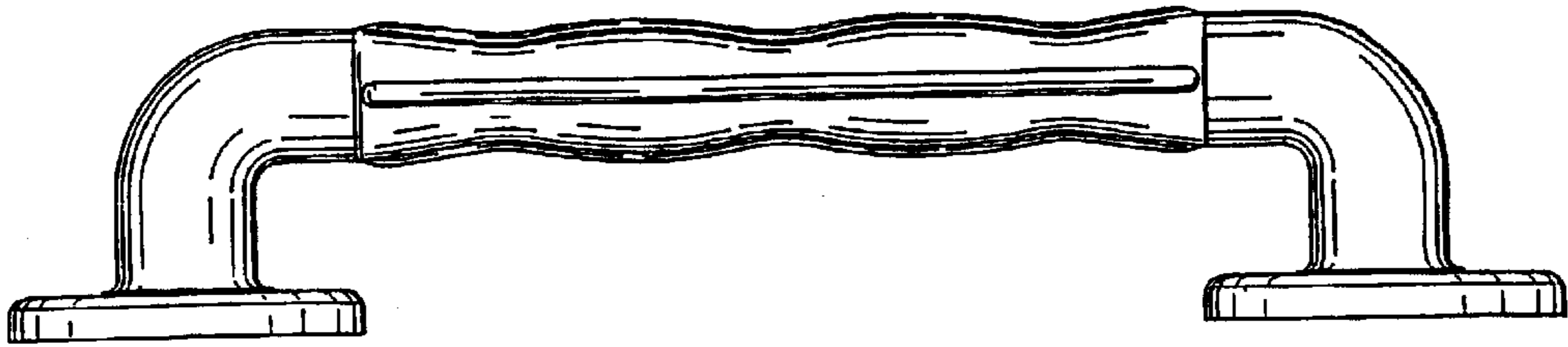


FIG. 3




FIG. 4

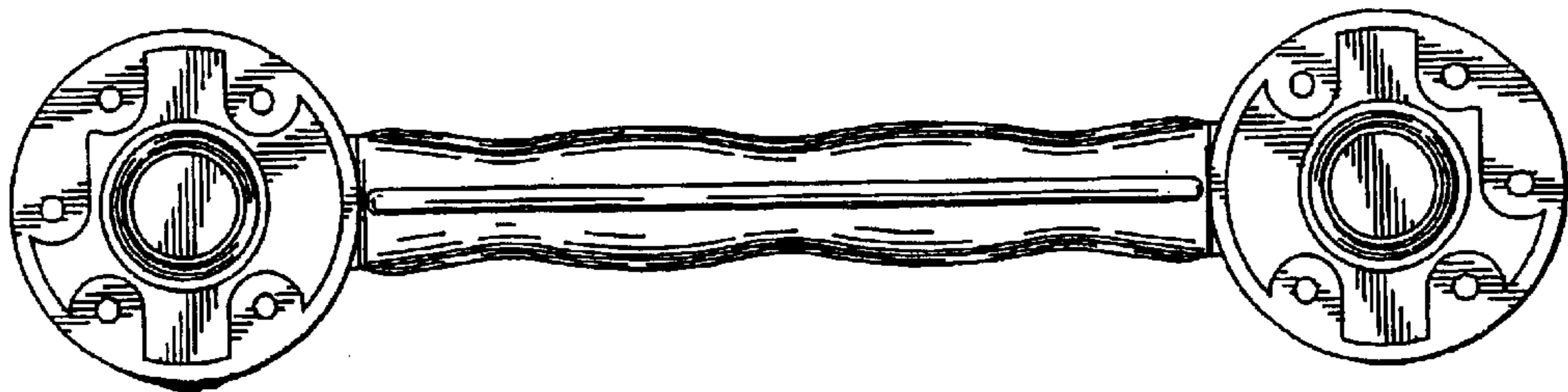


FIG. 5