



US00D491654S

(12) **United States Design Patent**
Gatchell et al.

(10) **Patent No.:** **US D491,654 S**

(45) **Date of Patent:** **** Jun. 15, 2004**

(54) **AIR CLEANER HOUSING**

D461,002 S * 7/2002 Christianson D23/364

* cited by examiner

(75) Inventors: **Stephen M. Gatchell**, Warwick, RI
(US); **Chi-Hsiang Wang**, Taipei (TW)

Primary Examiner—Robin V. Taylor
(74) *Attorney, Agent, or Firm*—Darby & Darby

(73) Assignee: **Kaz Incorporated**, New York, NY
(US)

(57) **CLAIM**

(**) Term: **14 Years**

The ornamental design for an air cleaner housing, as shown and described.

(21) Appl. No.: **29/163,242**

DESCRIPTION

(22) Filed: **Jun. 28, 2002**

FIG. 1 is a front perspective view of a first embodiment of an air cleaner housing according to the invention;

(51) **LOC (7) Cl.** **23-01**

FIG. 2 is a rear perspective view of the air cleaner housing of FIG. 1;

(52) **U.S. Cl.** **D23/364**

FIG. 3 is a front view of the air cleaner housing of FIG. 1; FIG. 4 is a right side view of the air cleaner housing of FIG. 1, the left side view being a mirror image;

(58) **Field of Search** D23/355, 364,
D23/365; 55/504, 473

FIG. 5 is a rear view of the air cleaner housing of FIG. 1; and,

(56) **References Cited**

U.S. PATENT DOCUMENTS

- D359,546 S * 6/1995 Savage et al. D23/208
- D433,494 S * 11/2000 Pinchuk et al. D23/364
- D437,039 S * 1/2001 Yamazaki et al. D23/364

FIG. 6 is a top view of the air cleaner housing of FIG. 1. The broken line showing is for illustrative purposes only and forms no part of the claimed design.

1 Claim, 3 Drawing Sheets




FIG. 1




FIG. 2




FIG. 3

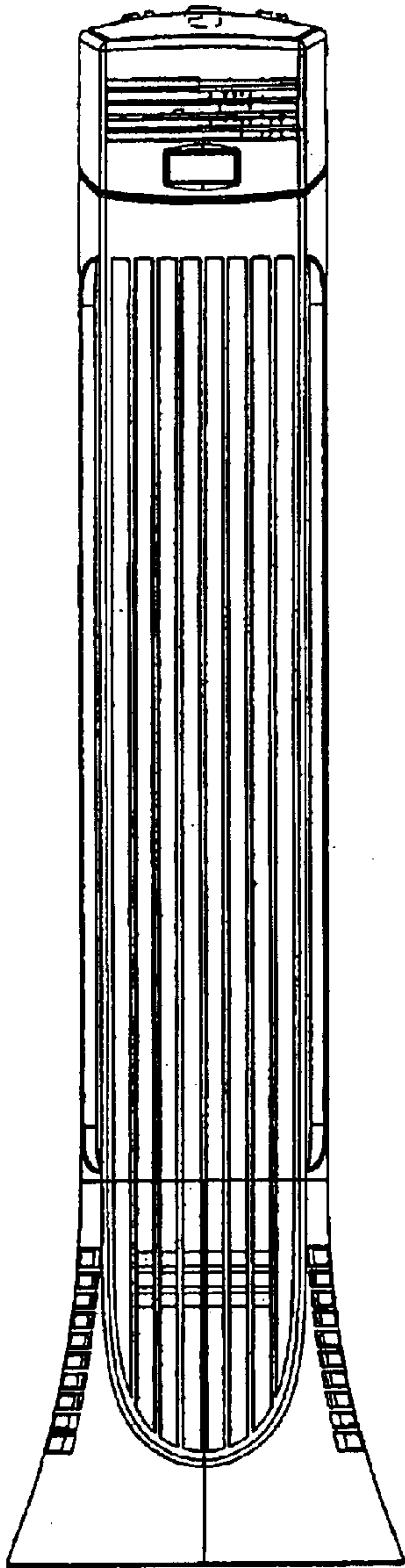
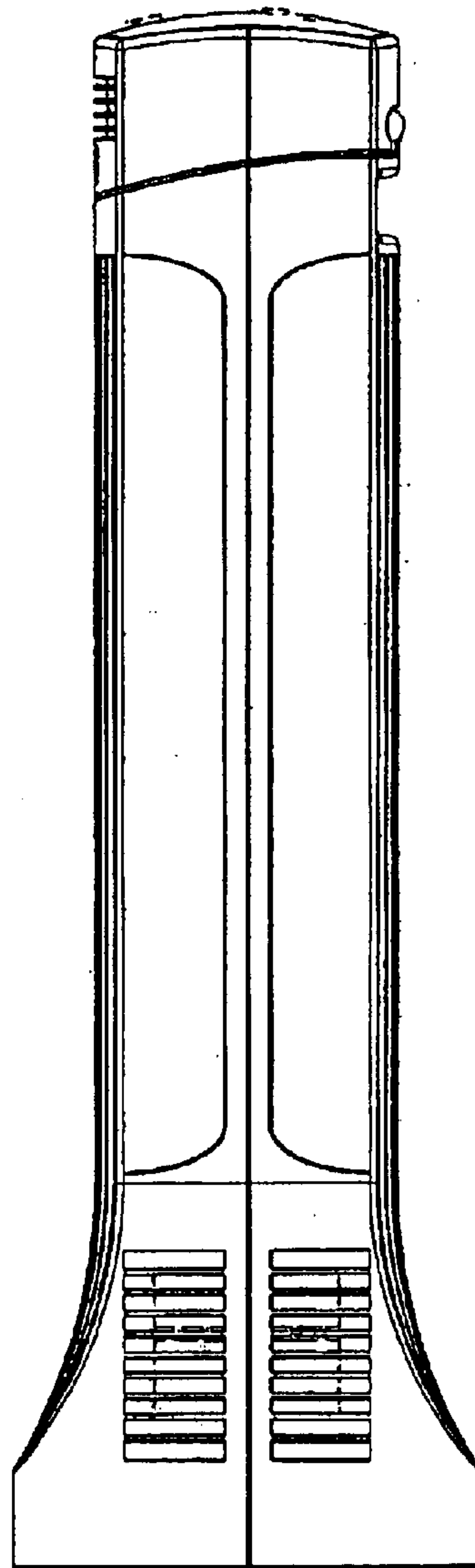


FIG. 4



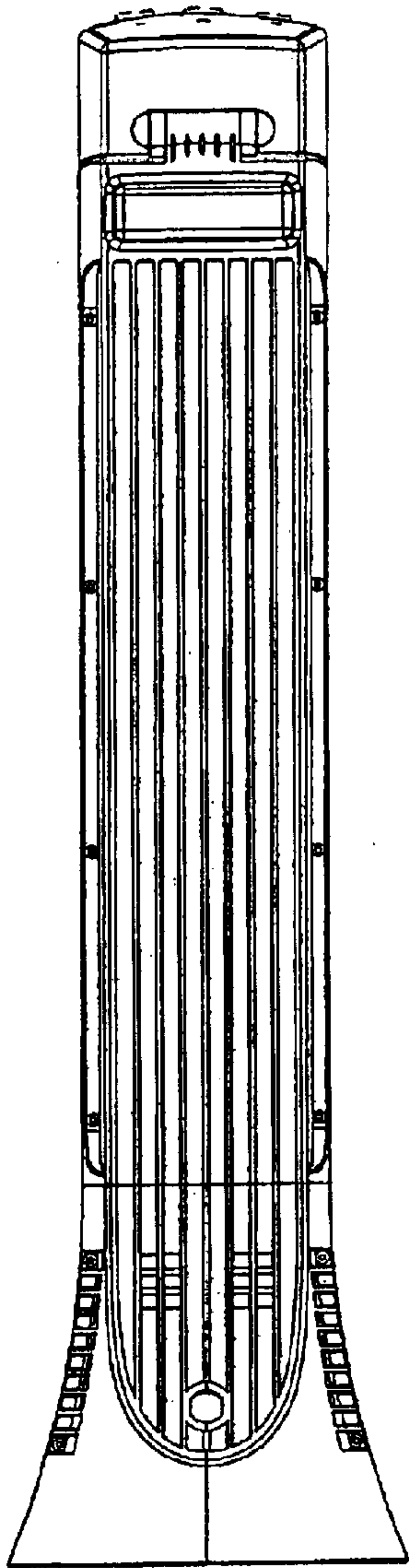


FIG. 5

FIG. 6

