



US00D491614S

(12) **United States Design Patent**
Arginsky

(10) **Patent No.:** **US D491,614 S**

(45) **Date of Patent:** **** Jun. 15, 2004**

(54) **UNICORN POGO**

(75) Inventor: **Irwin Arginsky**, Ellenville, NY (US)

(73) Assignee: **J.M. Originals, Inc.**, Ellenville, NY (US)

(**) Term: **14 Years**

(21) Appl. No.: **29/165,491**

(22) Filed: **Aug. 12, 2002**

(51) **LOC (7) Cl.** **21-01**

(52) **U.S. Cl.** **D21/413; D21/415; D21/416**

(58) **Field of Search** D21/378, 405, D21/412-419, 421, 422, 428, 429, 620, 814, 828, 832; 446/26, 29, 268, 313, 396, 72; 482/77, 121-131; 472/134, 135, 95-105

(56) **References Cited**

U.S. PATENT DOCUMENTS

953,755 A	*	4/1910	Nidermaier	446/29
D94,767 S	*	3/1935	Joutras	D21/413
D140,154 S	*	1/1945	Brown	D21/421
D161,614 S	*	1/1951	Couzens	D21/428
2,793,044 A	*	5/1957	Bottemiller et al.	280/1.13
3,731,920 A	*	5/1973	Matsuda	482/77
D281,266 S	*	11/1985	Insetta	D21/620
D283,412 S	*	4/1986	Carbajales et al.	D21/620 X
D354,255 S	*	1/1995	Devillez	D21/620

D428,942 S	*	8/2000	Lapointe	D21/413
6,503,177 B2	*	1/2003	Herman	482/77
6,524,156 B1	*	2/2003	Horchler et al.	446/29

* cited by examiner

Primary Examiner—Philip S. Hyder

Assistant Examiner—C Tuttle

(74) *Attorney, Agent, or Firm*—Lerner, David, Littenberg, Krumholz & Mentlik, LLP

(57) **CLAIM**

The ornamental design for a unicorn pogo, as shown and described.

DESCRIPTION

FIG. 1 is a front perspective view of a unicorn pogo in accordance with the present invention, shown without the bridle tassels for clarity of disclosure;

FIG. 2 is a front elevational view of the present invention;

FIG. 3 is a back elevational view of the present invention;

FIG. 4 is a left side elevational view of the present invention (the right side is a mirror image of the left side);

FIG. 5 is a bottom plan view of the present invention;

FIG. 6 is a top plan view of the present invention; and,

FIG. 7 is front perspective view of the fully assembled design for a unicorn pogo in accordance with the present invention.

1 Claim, 4 Drawing Sheets

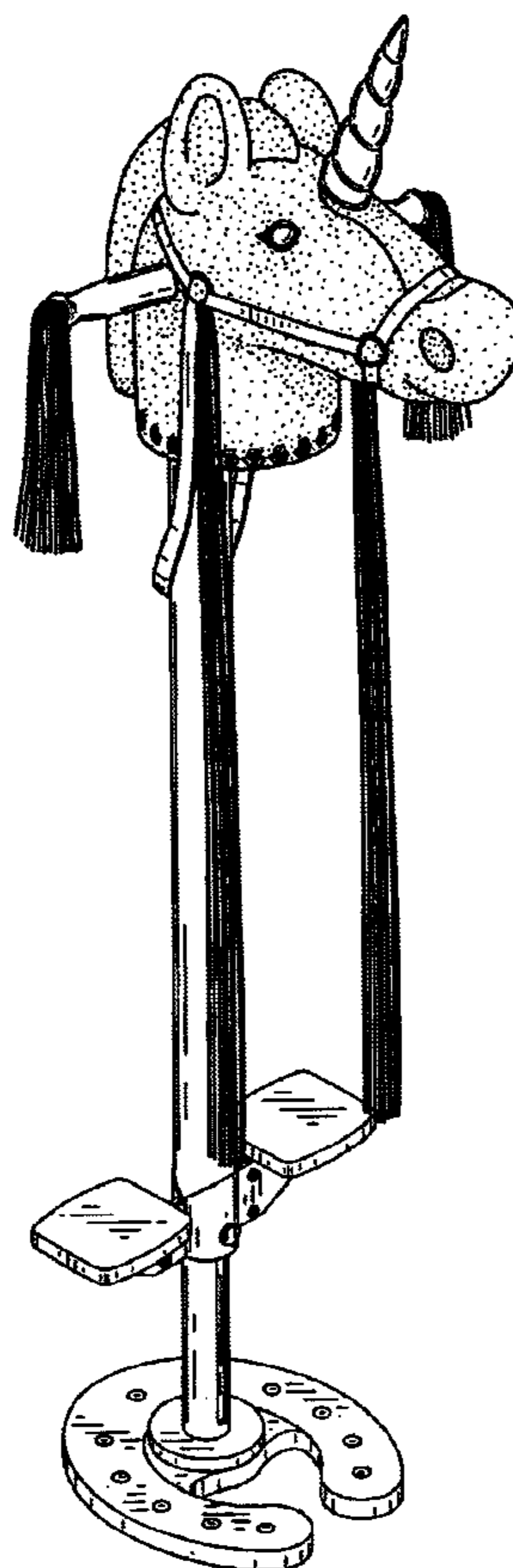


FIG. 1

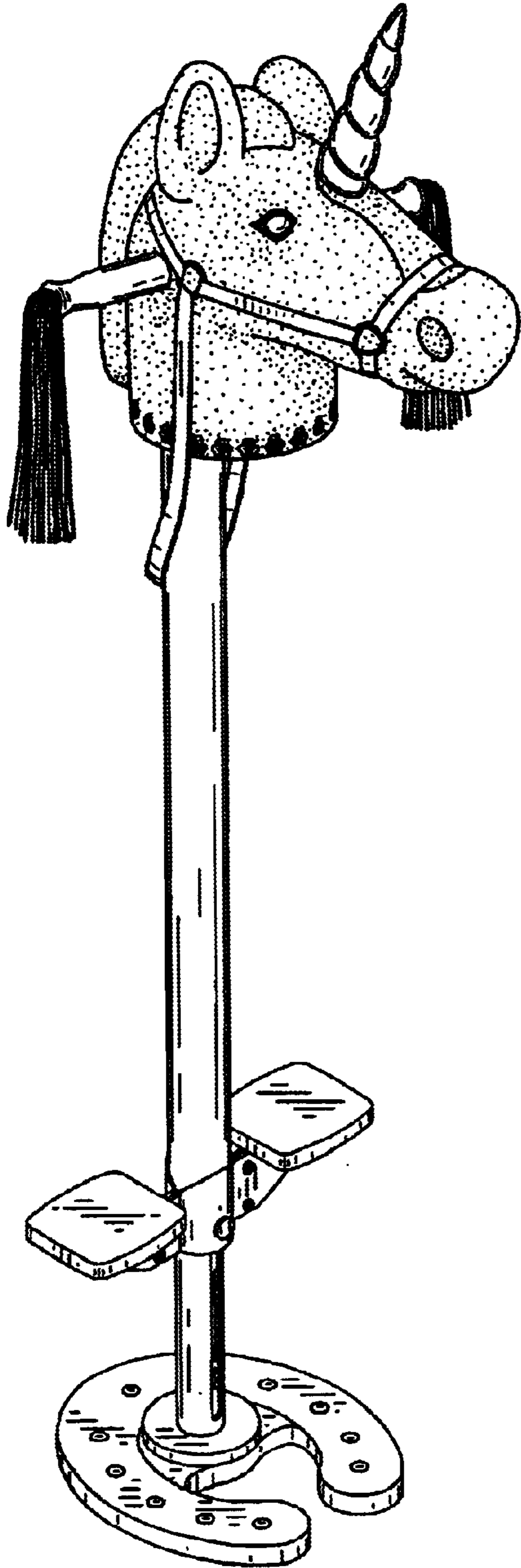


FIG. 2

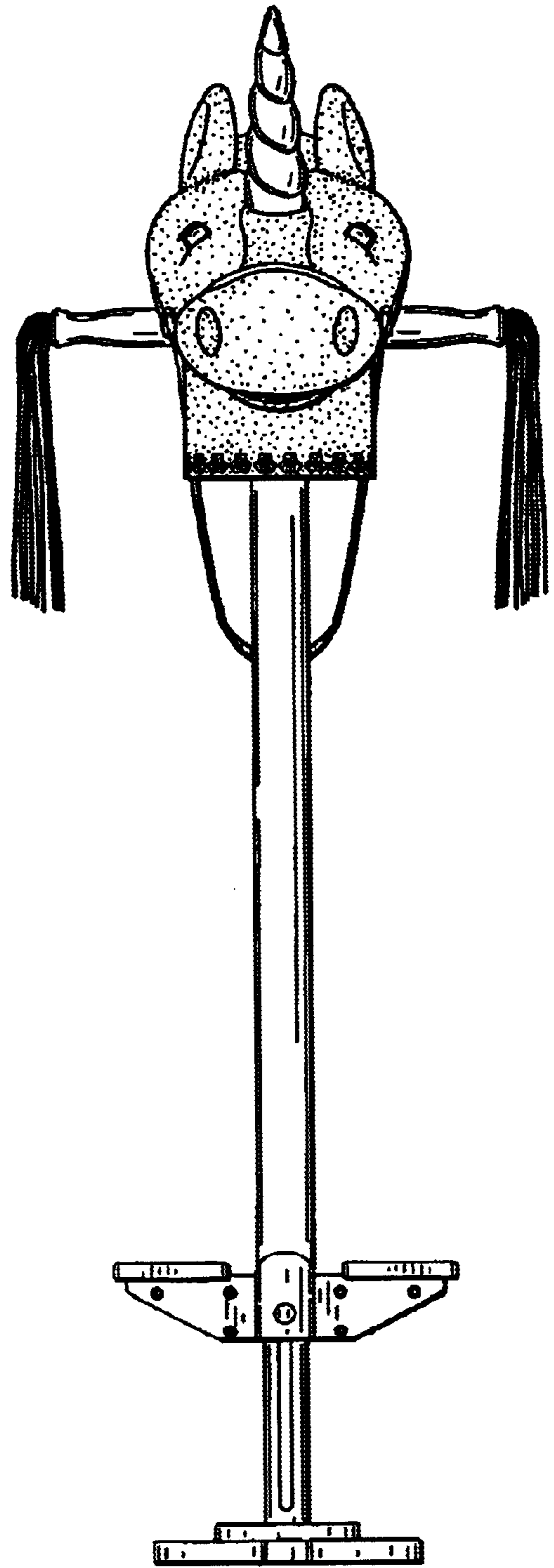


FIG. 3

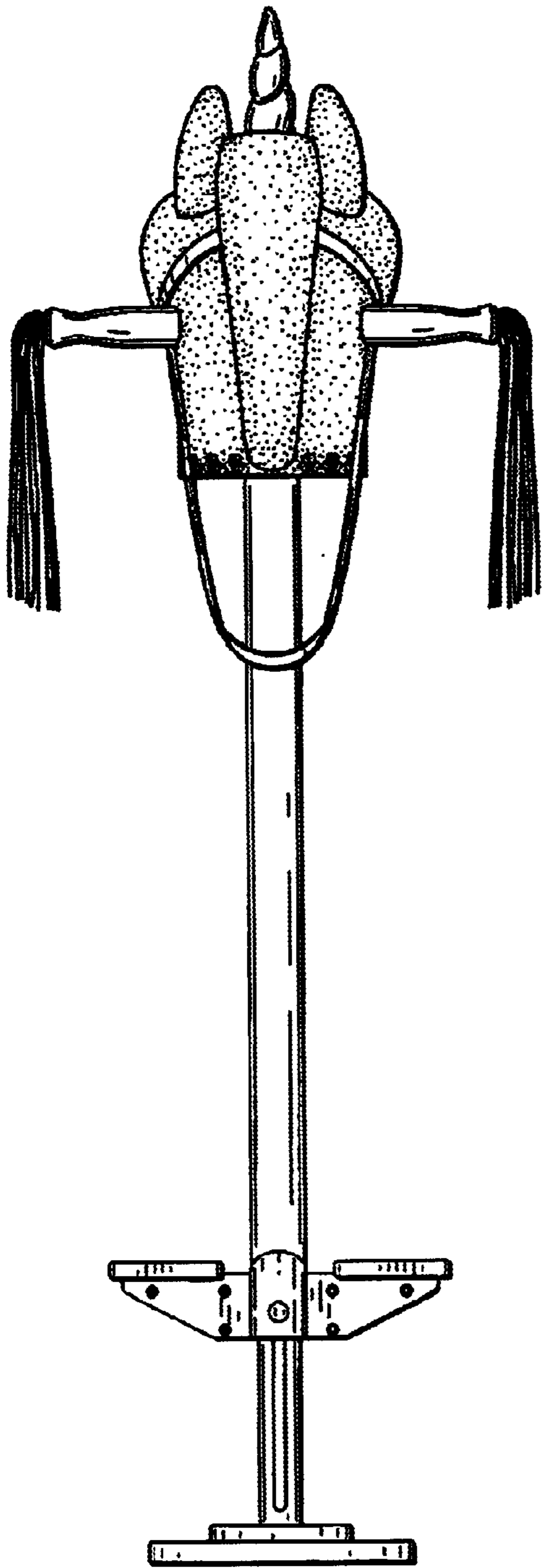


FIG. 4

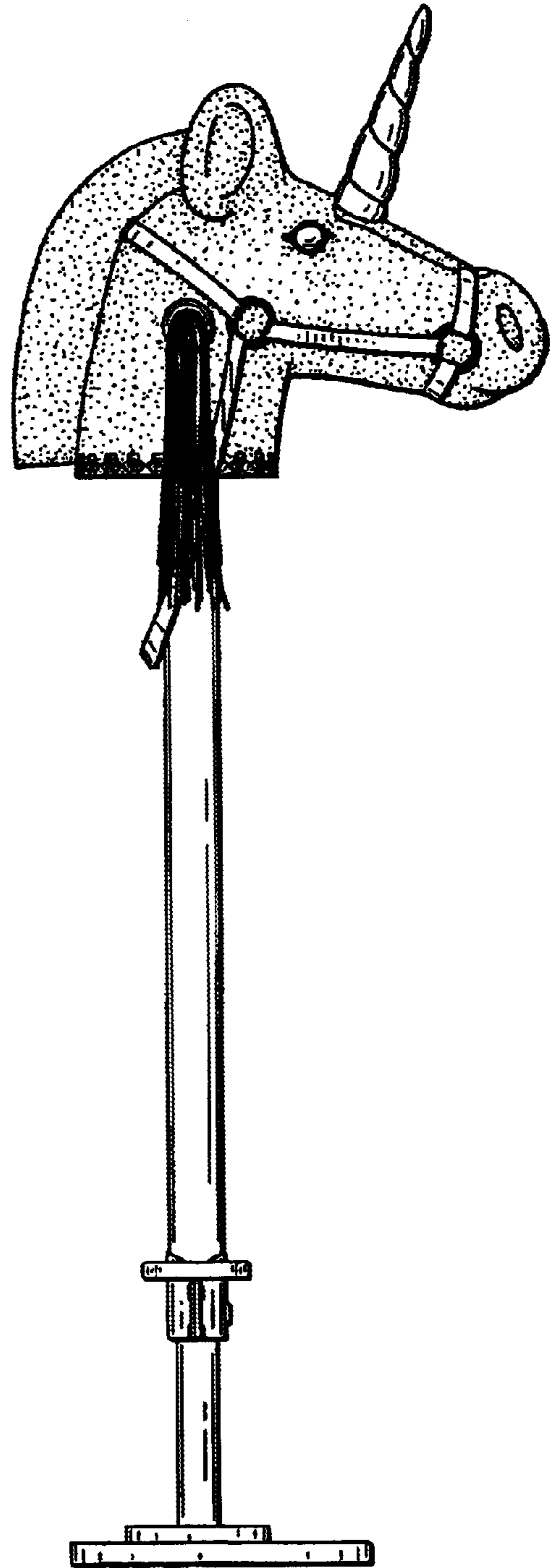


FIG. 5

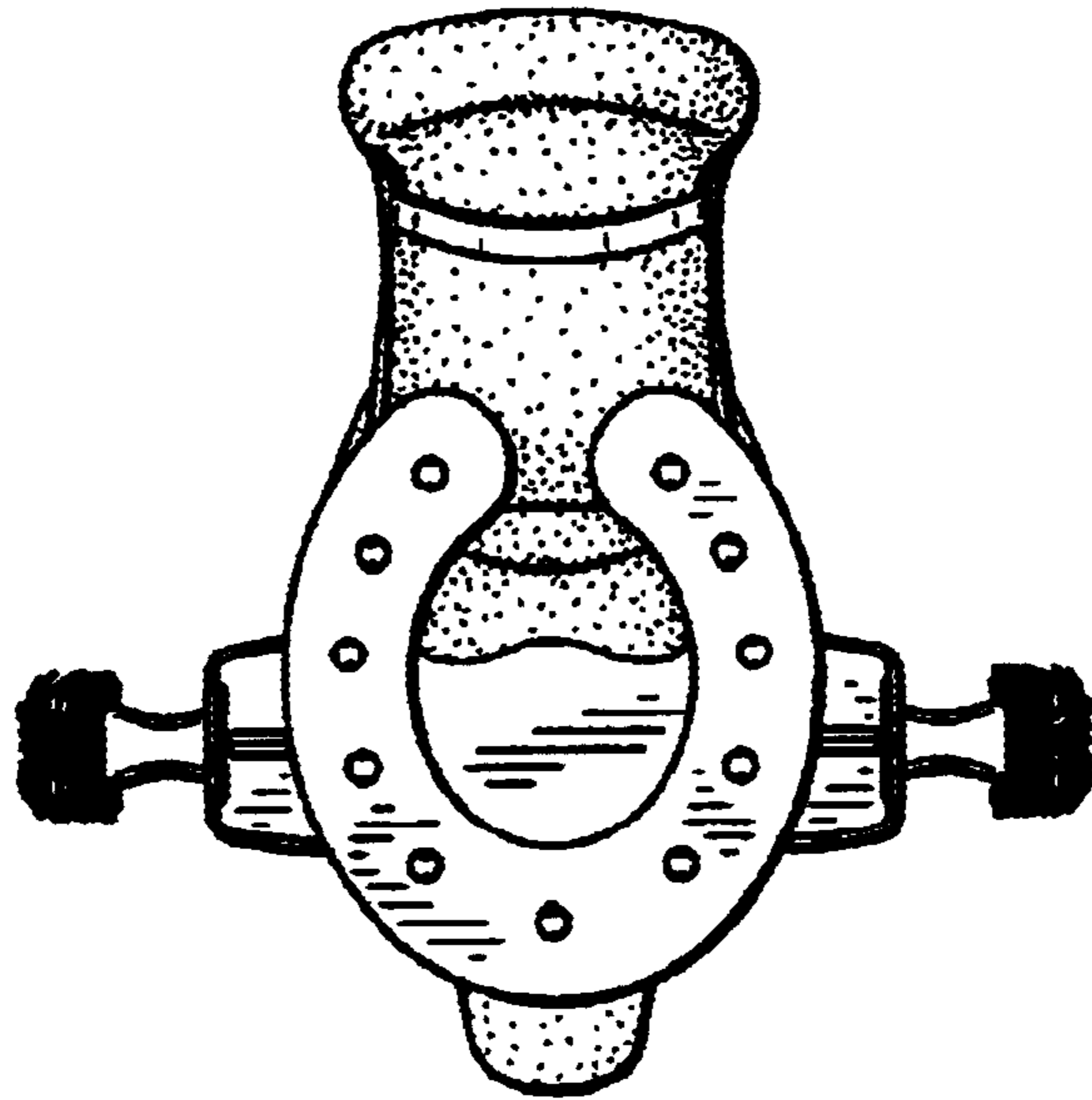


FIG. 6

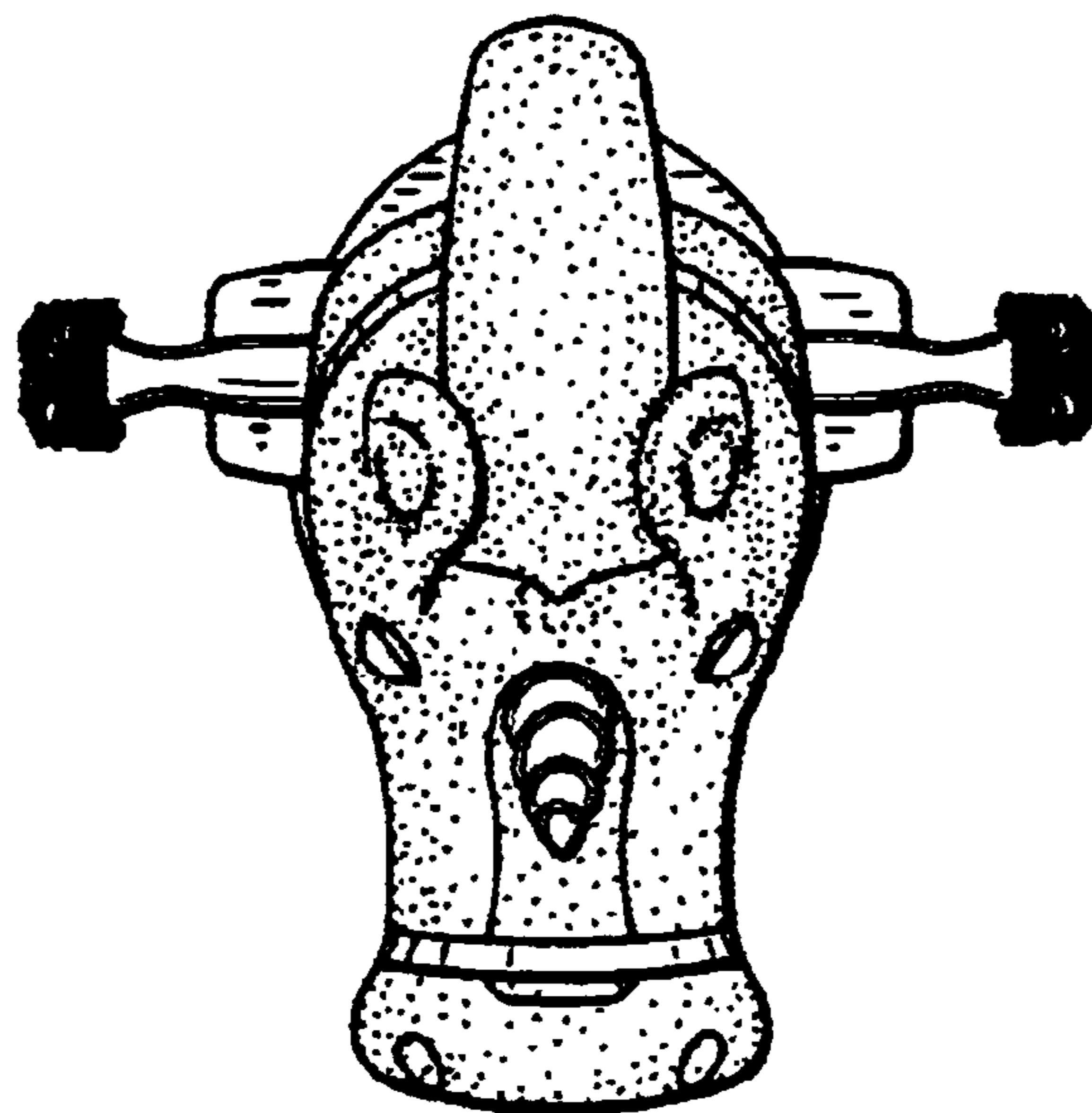


FIG. 7

