



US00D491609S

(12) **United States Design Patent**
Linko, Sr.

(10) **Patent No.: US D491,609 S**
(45) **Date of Patent: ** Jun. 15, 2004**

(54) **SIGN**
(75) **Inventor: William James Linko, Sr., Monee, IL (US)**
(73) **Assignee: Funk Forging Company, Chicago Heights, IL (US)**
(**) **Term: 14 Years**

D355,791 S 2/1995 Briley
D382,910 S 8/1997 Greenfield
D386,202 S 11/1997 Takada
D386,208 S 11/1997 Caulk
D395,677 S 6/1998 Gongora et al.
D403,360 S 12/1998 Cobb et al.
D407,266 S 3/1999 Silva

(List continued on next page.)

(21) **Appl. No.: 29/188,504**
(22) **Filed: Aug. 20, 2003**
(51) **LOC (7) Cl. 20-02**
(52) **U.S. Cl. D20/41**
(58) **Field of Search D25/126, 128; D20/10, 13, 15, 17, 22, 27, 28-29, 39-42, 99; D12/193; 40/299.01, 330, 549, 584, 606.18, 606.19, 607.13, 611.05, 612, 624, 642.01, 651; 362/812; 52/736.1; 248/156, 511, 530**

OTHER PUBLICATIONS

Funk Forging Company—The Pole Manufacturer (Brochure) (Undated)
Drawing Depicting Cross Section of a Sign Post, 478 BN, Feb. 23, 1996; Sign Post publicly available Jul. 1996.

Primary Examiner—Robert M. Spear
(74) *Attorney, Agent, or Firm*—Wallenstein, Wagner & Rockey, Ltd.

(57) **CLAIM**

I claim the ornamental design for a sign, as shown and described.

(56) **References Cited**

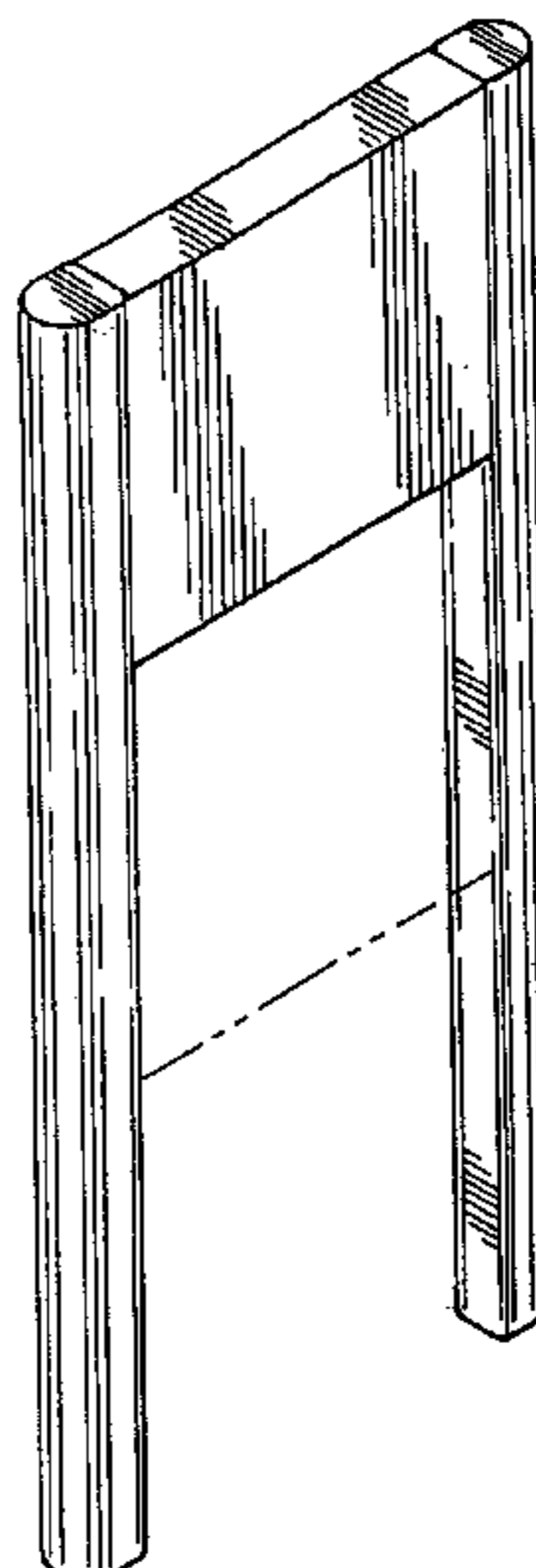
U.S. PATENT DOCUMENTS

| | | | | |
|-----------|---|-----------|---------------------|-----------|
| 429,041 | A | 5/1890 | Lynch | |
| 535,809 | A | 3/1895 | Blanchard | |
| 909,715 | A | 1/1909 | Troegeler | |
| 915,287 | A | 3/1909 | Haase | |
| D51,997 | S | 4/1918 | Vaughn | |
| 1,489,694 | A | 4/1924 | Brown | |
| 1,697,025 | A | 1/1929 | Searle | |
| 2,683,907 | A | 7/1954 | Lovasik | |
| 3,250,032 | A | 5/1966 | Von Gal, Jr. et al. | |
| 4,269,534 | A | 5/1981 | Ryan | |
| 4,298,292 | A | 11/1981 | Sweeney | |
| 4,408,407 | A | * 10/1983 | Bloom et al. | 40/611.05 |
| 4,758,195 | A | 7/1988 | Walsh | |
| 4,802,296 | A | * 2/1989 | Kovalak, Jr. | 40/607.02 |
| D308,078 | S | 5/1990 | Dallal et al. | |
| D308,448 | S | * 6/1990 | Beaulieu | D6/332 |
| D324,701 | S | 3/1992 | Capps | |
| D330,568 | S | 10/1992 | Roberts et al. | |
| D343,199 | S | 1/1994 | Kunzer | |

DESCRIPTION

FIG. 1 is a perspective view of a sign, incorporating the new design;
FIG. 2 is a front elevation view of the sign of FIG. 1;
FIG. 3 is a side elevation view of the sign of FIG. 1;
FIG. 4 is a top view of the sign of FIG. 1;
FIG. 5 is a perspective view of an alternative embodiment of the sign;
FIG. 6 is a front elevation view of the alternative embodiment of FIG. 5;
FIG. 7 is a side elevation view of the alternative embodiment of FIG. 5; and,
FIG. 8 is a top view of the alternative embodiment of FIG. 5.
The underside of the sign is plain and unornamented. The broken lines are shown for illustrative purposes only and form no part of the claimed design.

1 Claim, 2 Drawing Sheets



US D491,609 S

Page 2

U.S. PATENT DOCUMENTS

| | | | | | |
|-------------|-----------|--------------------------|------------|-----------|-----------------------|
| D408,864 S | 4/1999 | Linko, Sr. | D434,451 S | 11/2000 | Grimshaw |
| D409,768 S | 5/1999 | Schiess | D450,776 S | * 11/2001 | Albrecht D20/10 |
| D413,633 S | 9/1999 | Linko, Sr. | D457,918 S | 5/2002 | Linko, Sr. |
| D416,333 S | 11/1999 | Stansfield | D470,892 S | 2/2003 | Linko, Sr. |
| D416,946 S | * 11/1999 | Gluck et al. D20/41 | D471,934 S | 3/2003 | Linko, Sr. |
| 5,983,543 A | 11/1999 | Hillstrom | D478,936 S | 8/2003 | Linko, Sr. |
| D431,659 S | 10/2000 | Bouchard | D481,419 S | * 10/2003 | Dixon D20/39 |

* cited by examiner

FIG.1

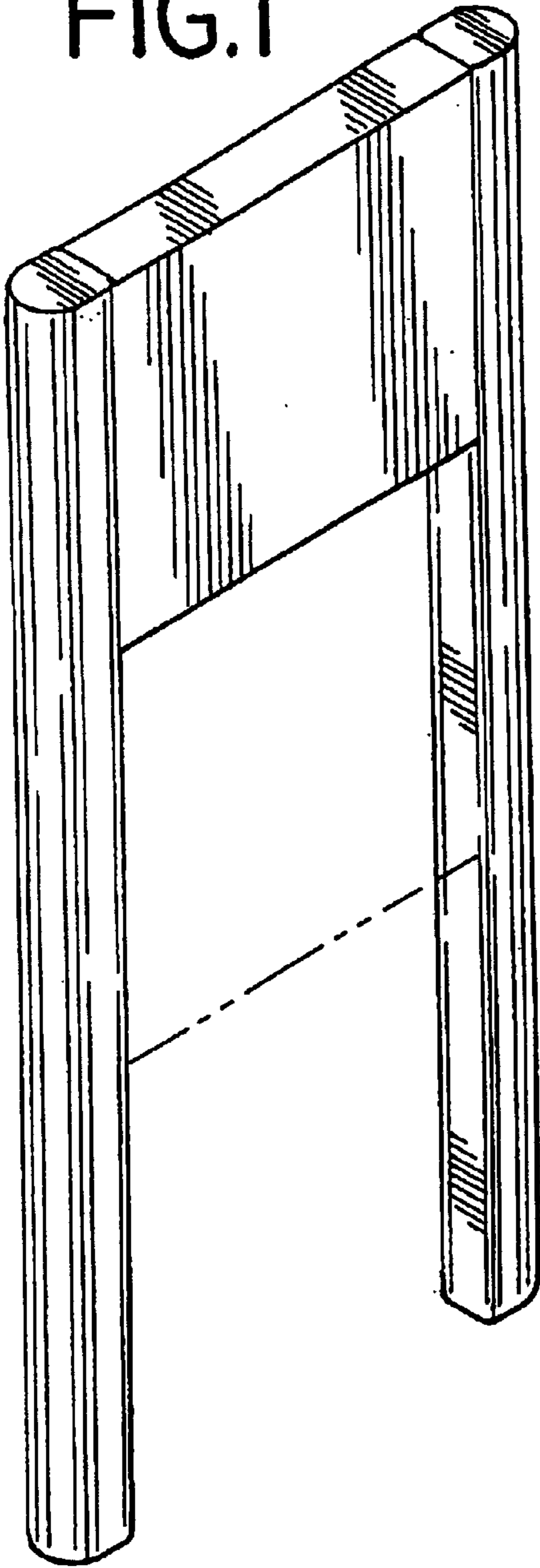


FIG.2




FIG.3



FIG.4



FIG.5

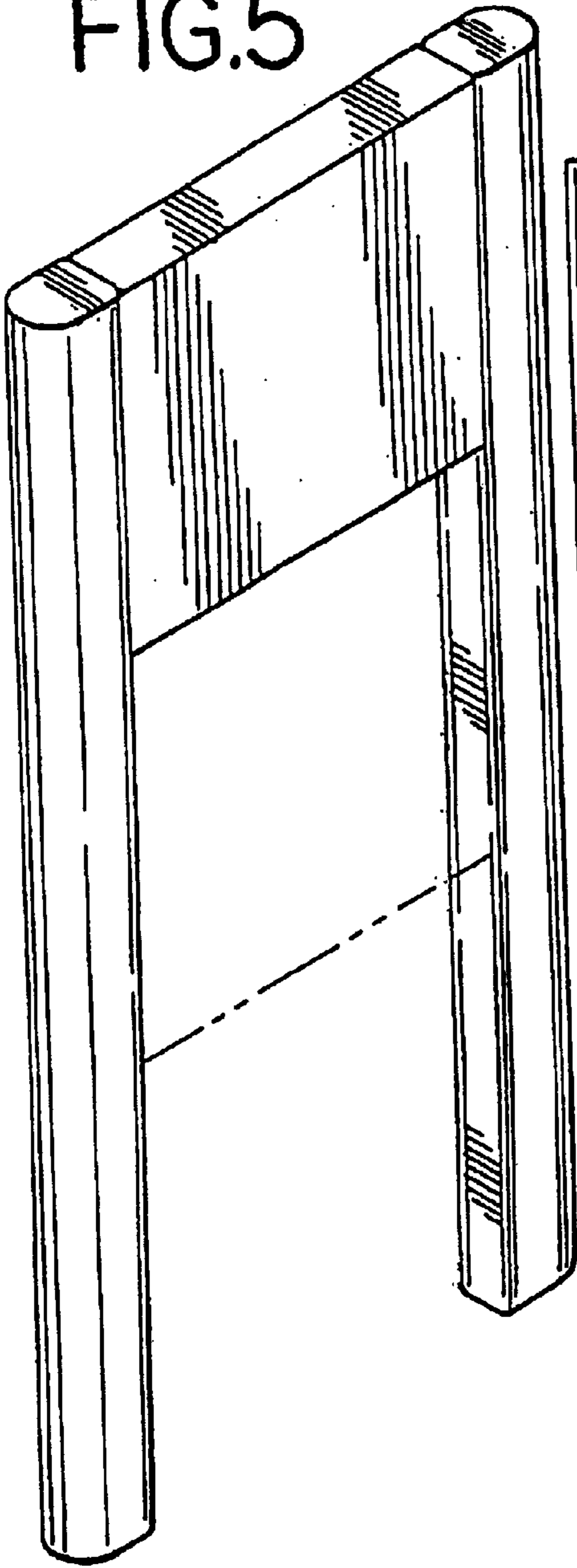


FIG.6

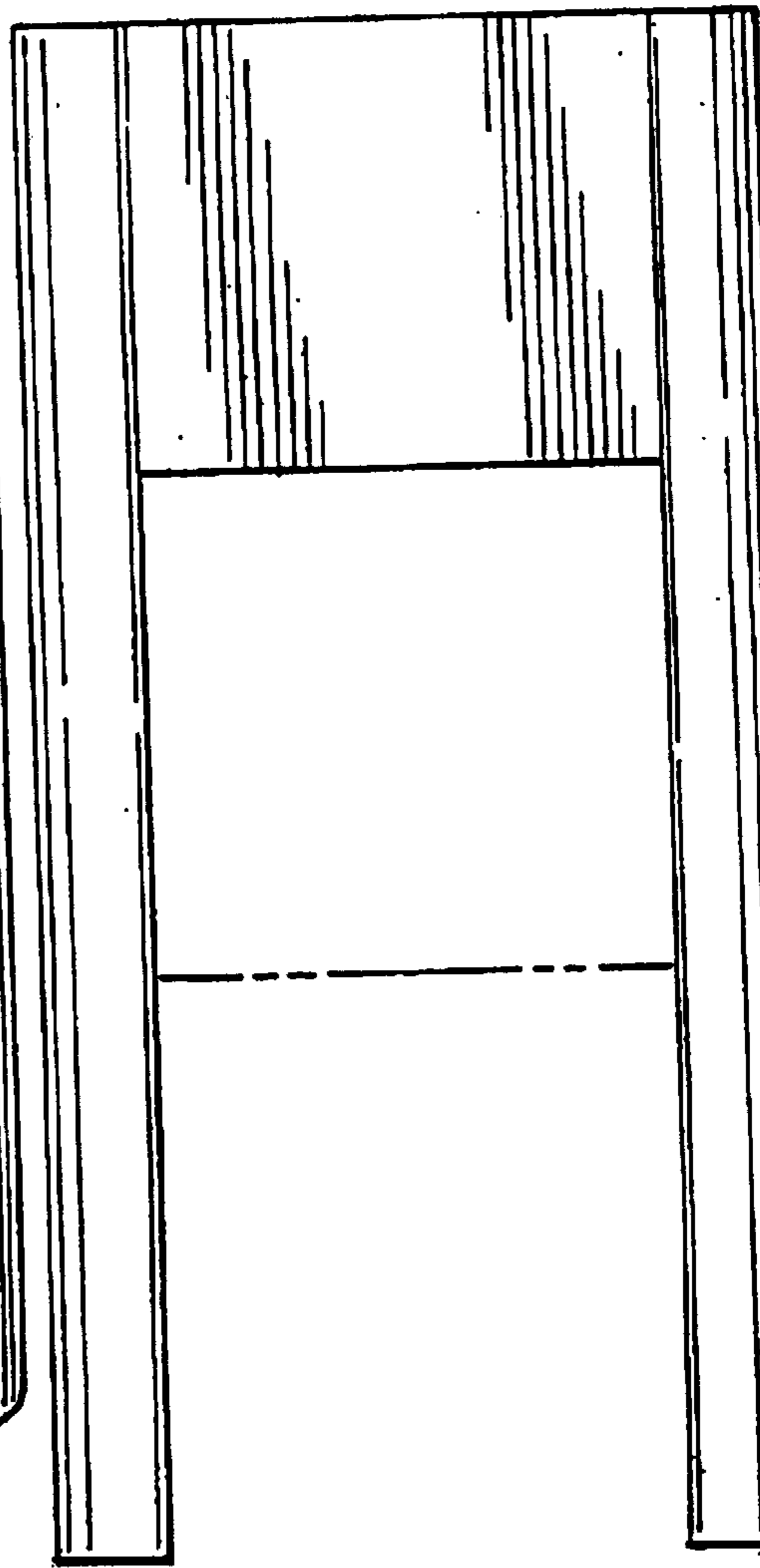


FIG.7




FIG.8

