



US00D491604S

(12) **United States Design Patent**
Yeh

(10) **Patent No.:** **US D491,604 S**

(45) **Date of Patent:** **** Jun. 15, 2004**

(54) **PEN**

(76) **Inventor:** **Kun-Tsai Yeh**, No. 68, Alley 42, Lane 338, Sec. 3, Tung-Men Rd., Tainan (TW)

(**) **Term:** **14 Years**

(21) **Appl. No.:** **29/188,347**

(22) **Filed:** **Aug. 19, 2003**

(51) **LOC (7) Cl.** **19-06**

(52) **U.S. Cl.** **D19/36; D19/43; D19/51**

(58) **Field of Search** D19/35, 36, 41-51, D19/53-58, 81-85; 401/6, 7, 8, 17, 88, 18, 98, 195, 196, 198, 202, 29-34, 213, 243-247, 261, 262

(56) **References Cited**

U.S. PATENT DOCUMENTS

940,797	A	*	11/1909	Fraser	401/93
1,080,633	A	*	12/1913	Husch	401/34 X
2,493,892	A	*	1/1950	McPhee	401/97
4,610,556	A	*	9/1986	Tsai	401/18
D290,851	S	*	7/1987	Yoshida	D19/41
D341,623	S	*	11/1993	Chuang	D19/36
D355,442	S	*	2/1995	Chuang	D19/53
5,957,601	A	*	9/1999	Weiss	401/18
D423,580	S	*	4/2000	Ellison	D19/54
D472,922	S	*	4/2003	Stropkay et al.	D19/43

D475,085 S * 5/2003 Whitehorn D19/36
D482,066 S * 11/2003 Hung D19/43

* cited by examiner

Primary Examiner—Martie K. Holtje

(74) *Attorney, Agent, or Firm*—Troxell LWA Office PLLC

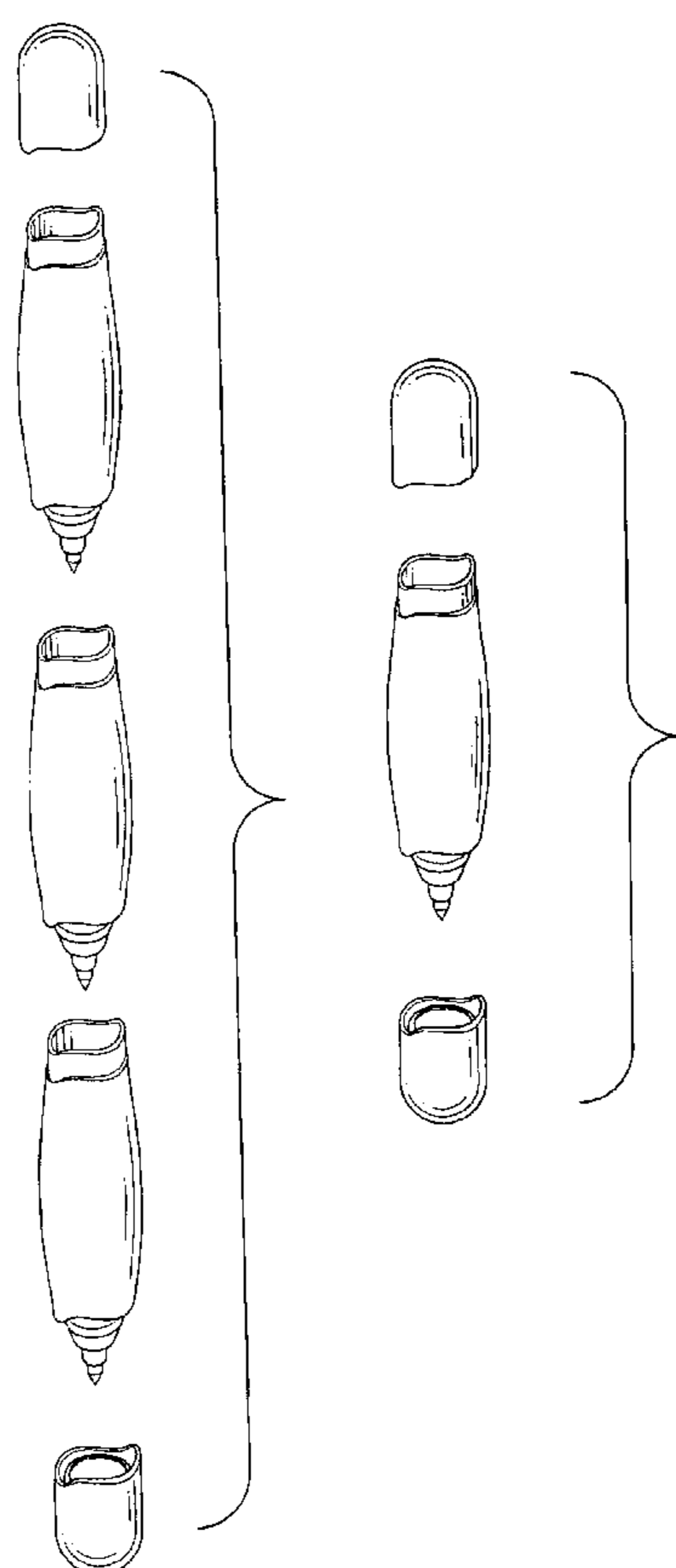
(57) **CLAIM**

The ornamental design for a pen, as shown and described.

DESCRIPTION

FIG. 1 is a perspective view of a pen, showing my new design;
FIG. 2 is a front elevational view thereof;
FIG. 3 is a rear elevational view thereof;
FIG. 4 is a left elevational view thereof;
FIG. 5 is a right elevational view thereof;
FIG. 6 is a top plan view thereof;
FIG. 7 is a bottom plan view thereof;
FIG. 8 is a perspective view of FIG. 1 in an exploded condition;
FIG. 9 is a referential cross sectional view taken along the line 9—9 of FIG. 6 for reference only;
FIG. 10 is a perspective view of a second embodiment of my new design of FIG. 1; and,
FIG. 11 is a perspective view of FIG. 10 in an exploded condition.

1 Claim, 8 Drawing Sheets






FIG. 1

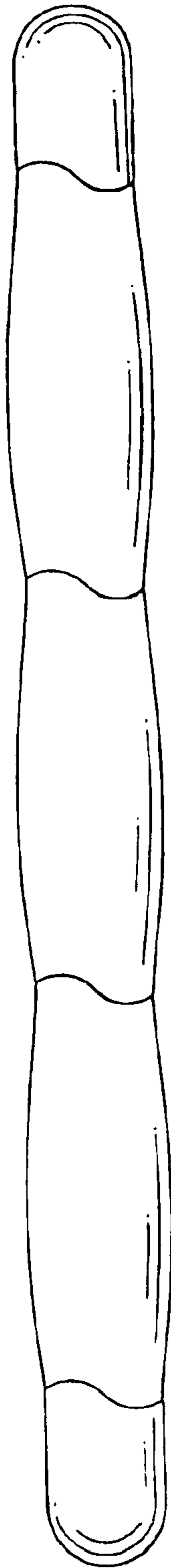


FIG. 2

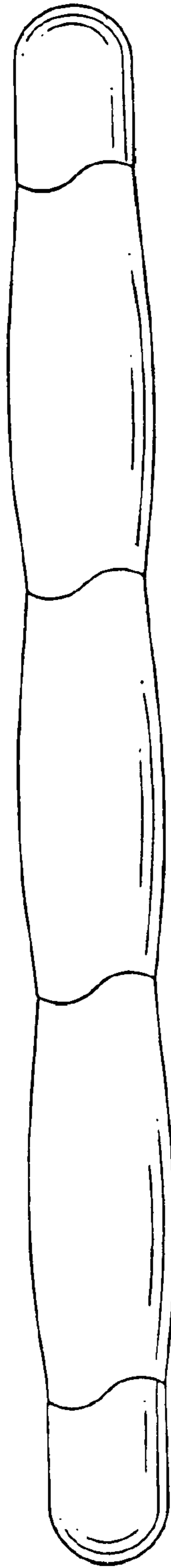


FIG. 3




FIG. 4




FIG. 5

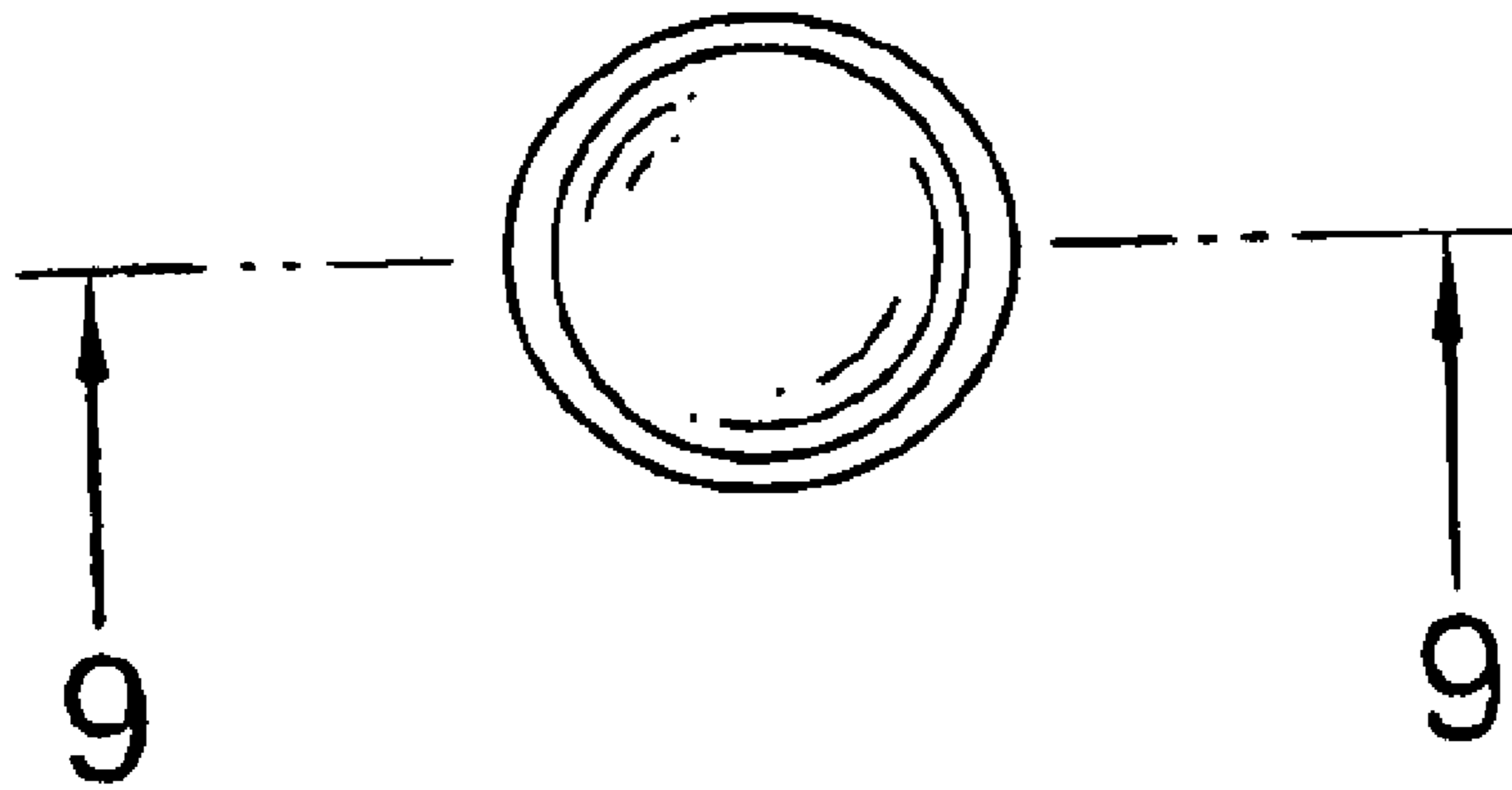


FIG. 6

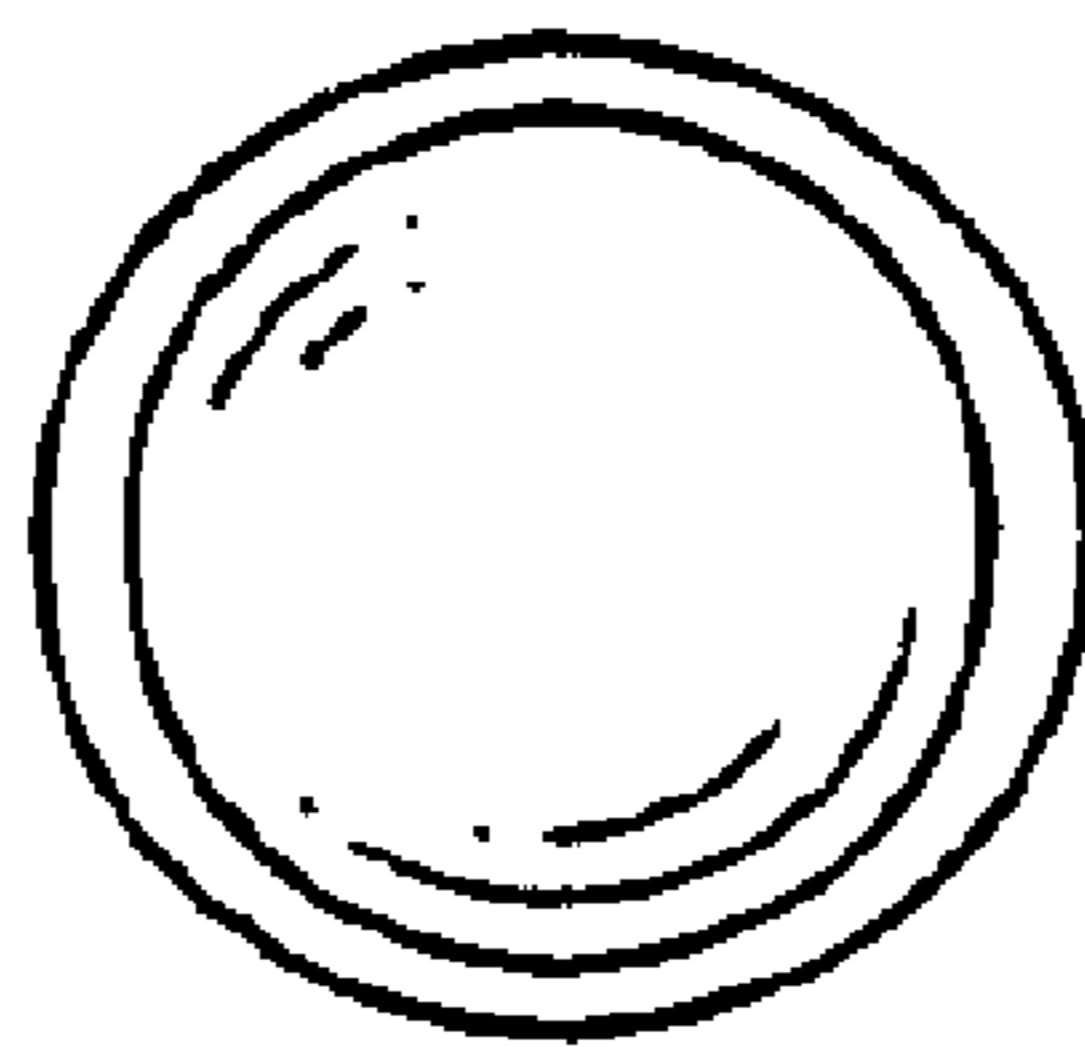


FIG. 7

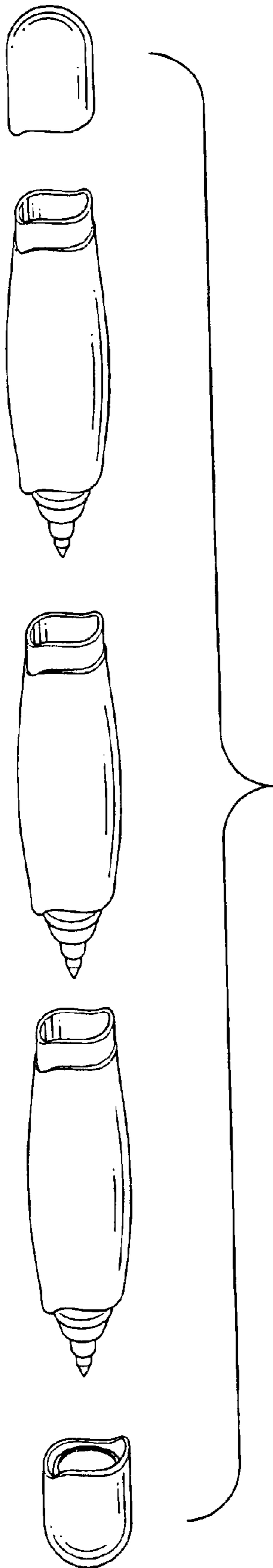


FIG.8

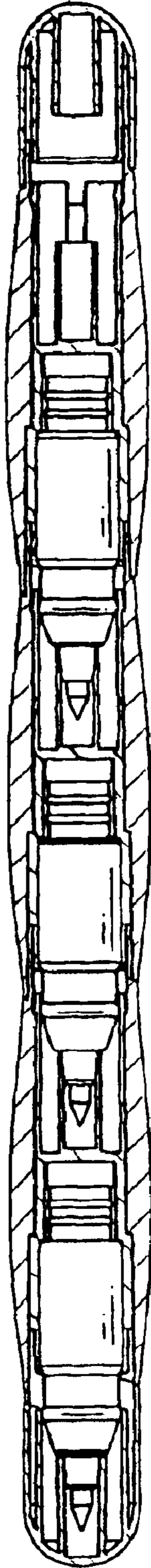


FIG.9




FIG. 10

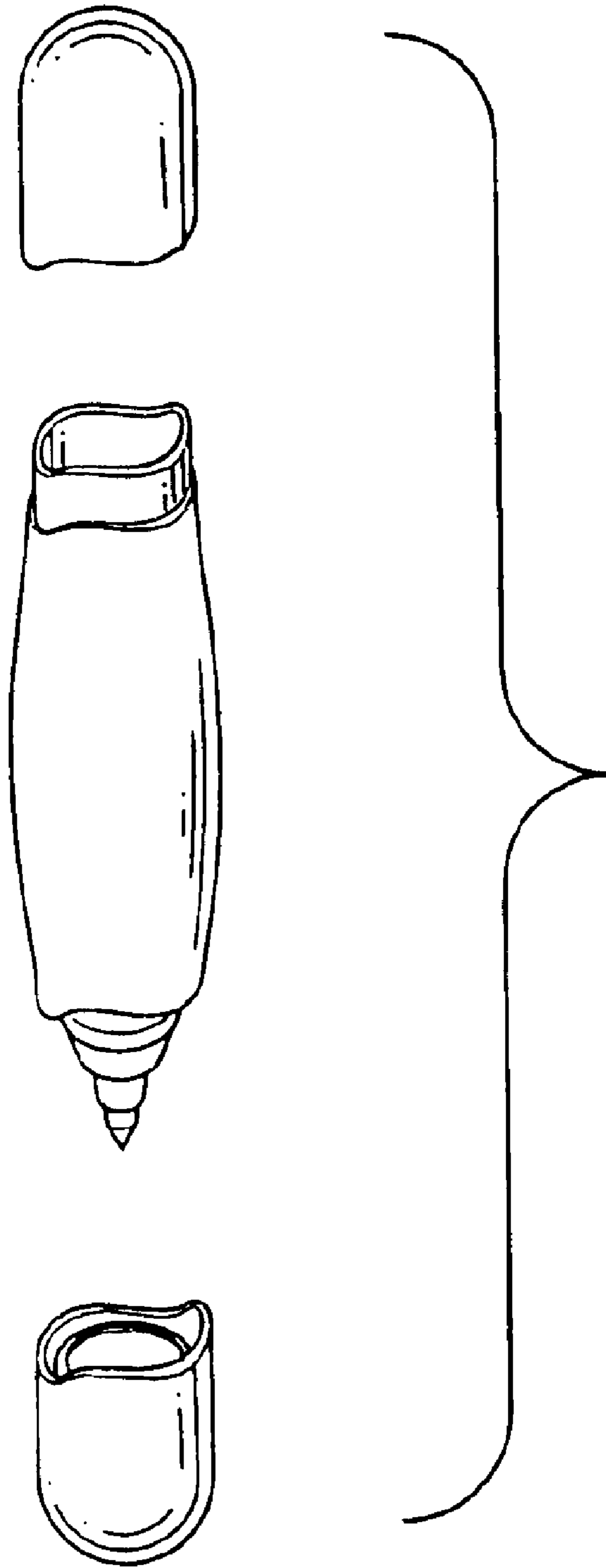


FIG. 11