



US00D491603S

(12) **United States Design Patent**
Warkentin

(10) **Patent No.:** **US D491,603 S**

(45) **Date of Patent:** **** Jun. 15, 2004**

(54) **SWITCH PLATE GREETING CARD**

(76) **Inventor:** **Cheryl Warkentin**, 229 Redwood Circle Dr., Reedley, CA (US) 93654

(**) **Term:** **14 Years**

(21) **Appl. No.:** **29/180,541**

(22) **Filed:** **Apr. 24, 2003**

(51) **LOC (7) Cl.** **19-01**

(52) **U.S. Cl.** **D19/2**

(58) **Field of Search** D19/1, 2, 3, 4,
D19/6, 7, 8; D20/10, 27, 40; D13/158;
40/124.01, 124.06, 124.09, 124.11, 124.15,
672; 229/71, 92.8; 283/117

(56) **References Cited**

U.S. PATENT DOCUMENTS

D100,103 S * 6/1936 Helms D19/1
4,312,458 A * 1/1982 Stewart 220/241

4,497,126 A * 2/1985 Dejean 40/124.02
5,213,371 A * 5/1993 Bradley 283/56
5,261,172 A * 11/1993 Rowley 40/124.08
D389,513 S * 1/1998 Bell D19/6
D413,143 S * 8/1999 Wood et al. D19/1

* cited by examiner

Primary Examiner—James Gandy
Assistant Examiner—Elizabeth Albert
(74) *Attorney, Agent, or Firm*—Mark D. Miller


(57) **CLAIM**

I claim the ornamental design for a switch plate greeting card, as shown and described.

DESCRIPTION

FIG. 1 is a front perspective view of the switch plate greeting card showing my new design;
FIG. 2 is a rear perspective view thereof; and,
FIG. 3 is an inverted front perspective view thereof.

1 Claim, 1 Drawing Sheet



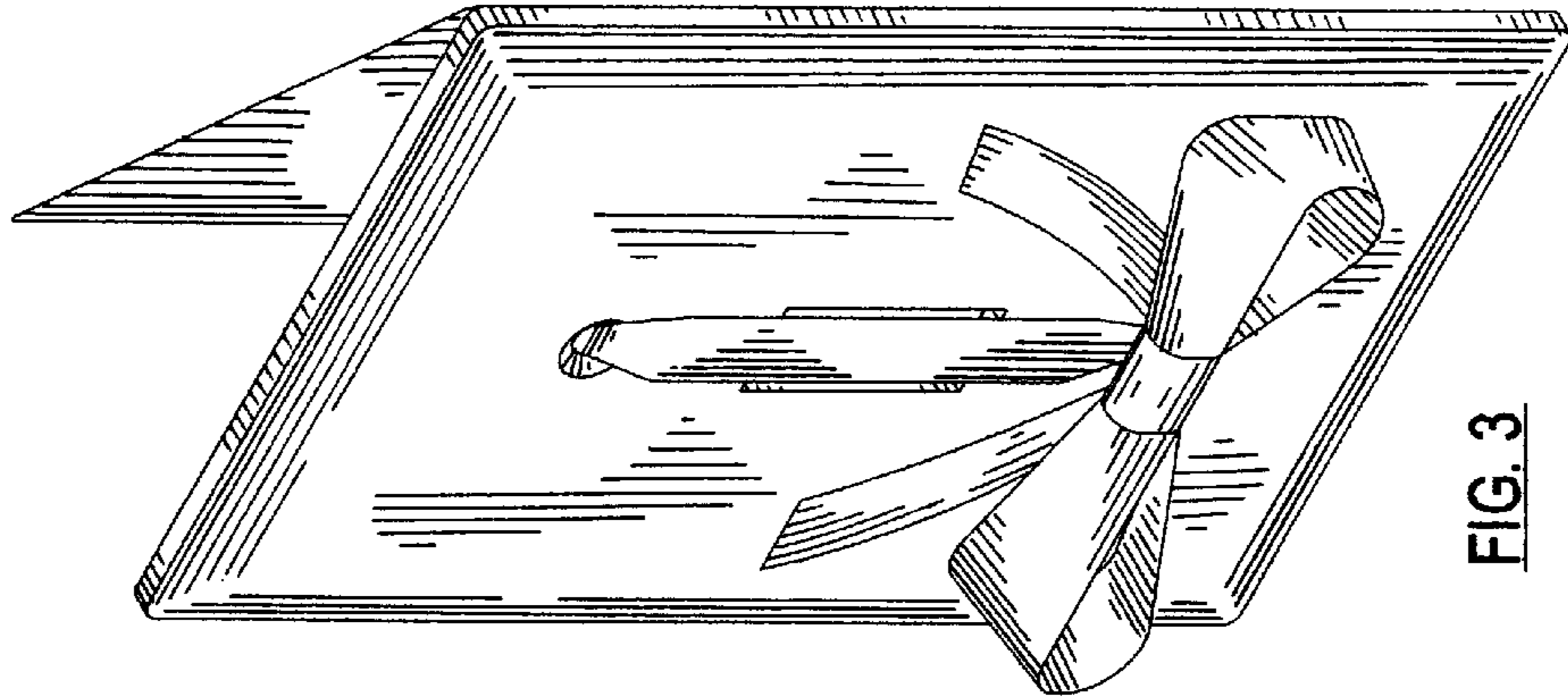


FIG. 3

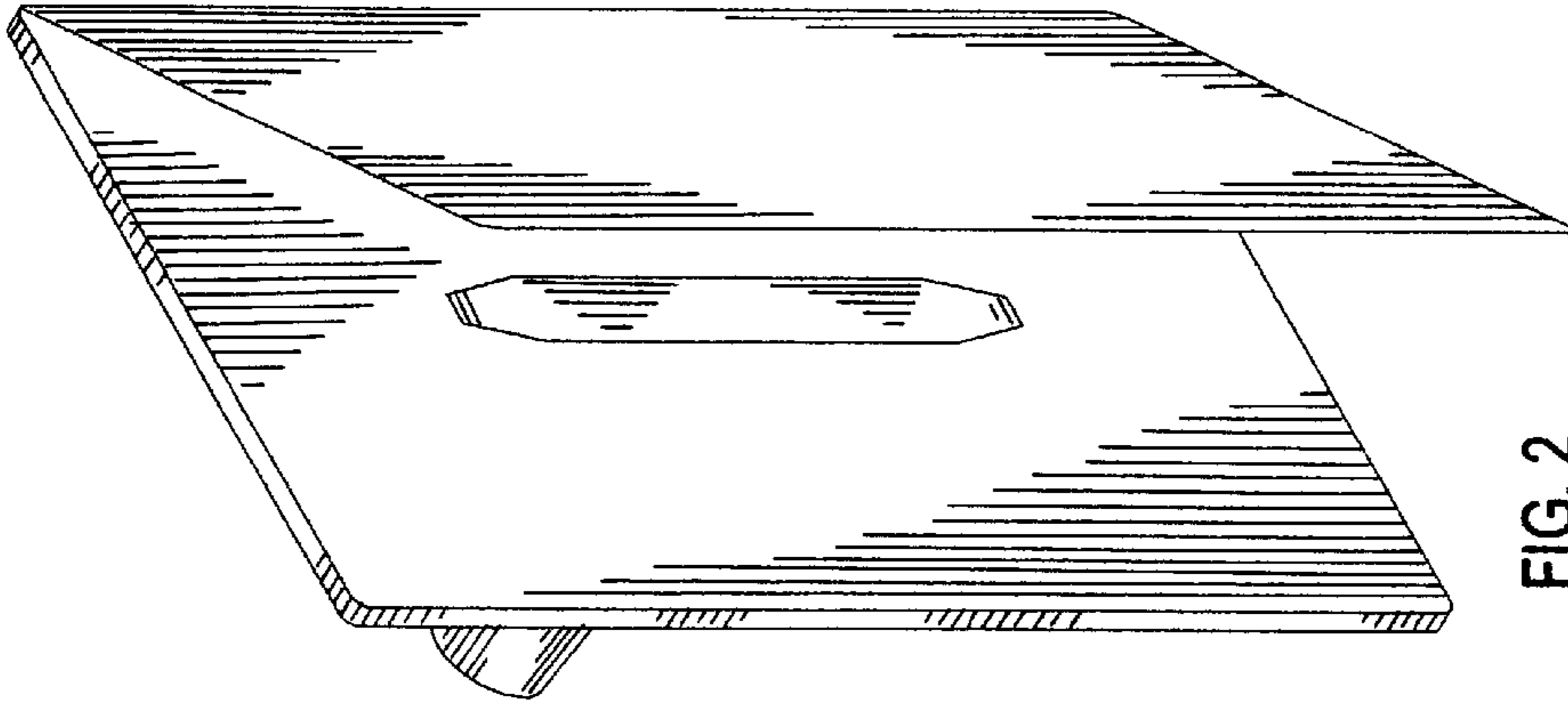


FIG. 2




FIG. 1