



US00D491599S

(12) **United States Design Patent**
Turner, Sr.

(10) **Patent No.:** **US D491,599 S**
(45) **Date of Patent:** **** Jun. 15, 2004**

(54) **DIAMOND CUT GLASSES**

(76) Inventor: **Jeffrey Lee Turner, Sr.**, 338 E. Fraser Dr., Pueblo West, CO (US) 81007

(**) Term: **14 Years**

(21) Appl. No.: **29/176,947**

(22) Filed: **Feb. 28, 2003**

(51) **LOC (7) Cl.** **16-06**

(52) **U.S. Cl.** **D16/306; D16/101; D16/323; D16/324; D16/327**

(58) **Field of Search** **D16/101, 300-330, D16/341; D29/109-110; 351/41, 44, 51, 52, 158; 2/426**

(56) **References Cited**

U.S. PATENT DOCUMENTS

D212,864 S * 12/1968 Fraige D16/101
3,549,302 A * 12/1970 Fraige D16/101

* cited by examiner

Primary Examiner—Raphael Barkai

(74) *Attorney, Agent, or Firm*—Barber Legal; Craig W. Barber

(57) **CLAIM**

The ornamental design for an eyeglasses lense, as shown and described.

DESCRIPTION

FIG. 1 is a right front perspective view of the eyeglasses lense frame of the present invention.

FIG. 2 is a left front perspective view of the eyeglasses lense frame of the present invention.

FIG. 3 is a left front perspective view of the eyeglasses lense frame of the present invention; and,

FIG. 4 is a right front perspective view of the eyeglasses lense frame of the present invention.

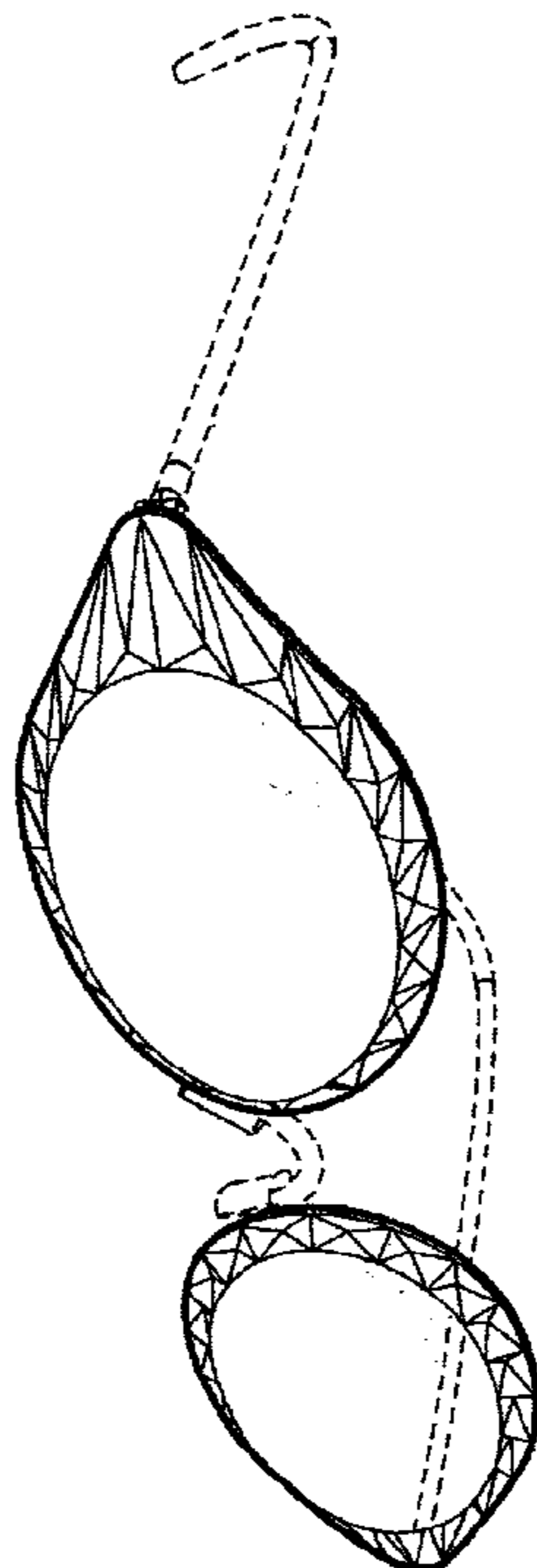
The eyeglasses lense frames are entirely transparent, as indicated by diagonal shading of the numerous facets of the lense frames. For clarity of illustration, shading indicating transparency has been omitted from the numerous facets depicted at small size in FIG. 3 and FIG. 4, this shading is disclosed in FIGS. 1 and 2, which are of larger size. Objects behind the eyeglasses lense frames and also the unornamented interior surface junction of the lense frames with lenses are not depicted due to complex retraction and reflection within the lenses and lense frames.

The eyeglasses frames of the invention include a flat and unornamented rear, which is not shown.

Lenses, ear pieces, hinges, bows, nose pads and other items depicted by dashed lines are not part of the invention.

The elements are shown separately in FIGS. 1 and 2 for ease of illustration only.

1 Claim, 4 Drawing Sheets






Figure 1

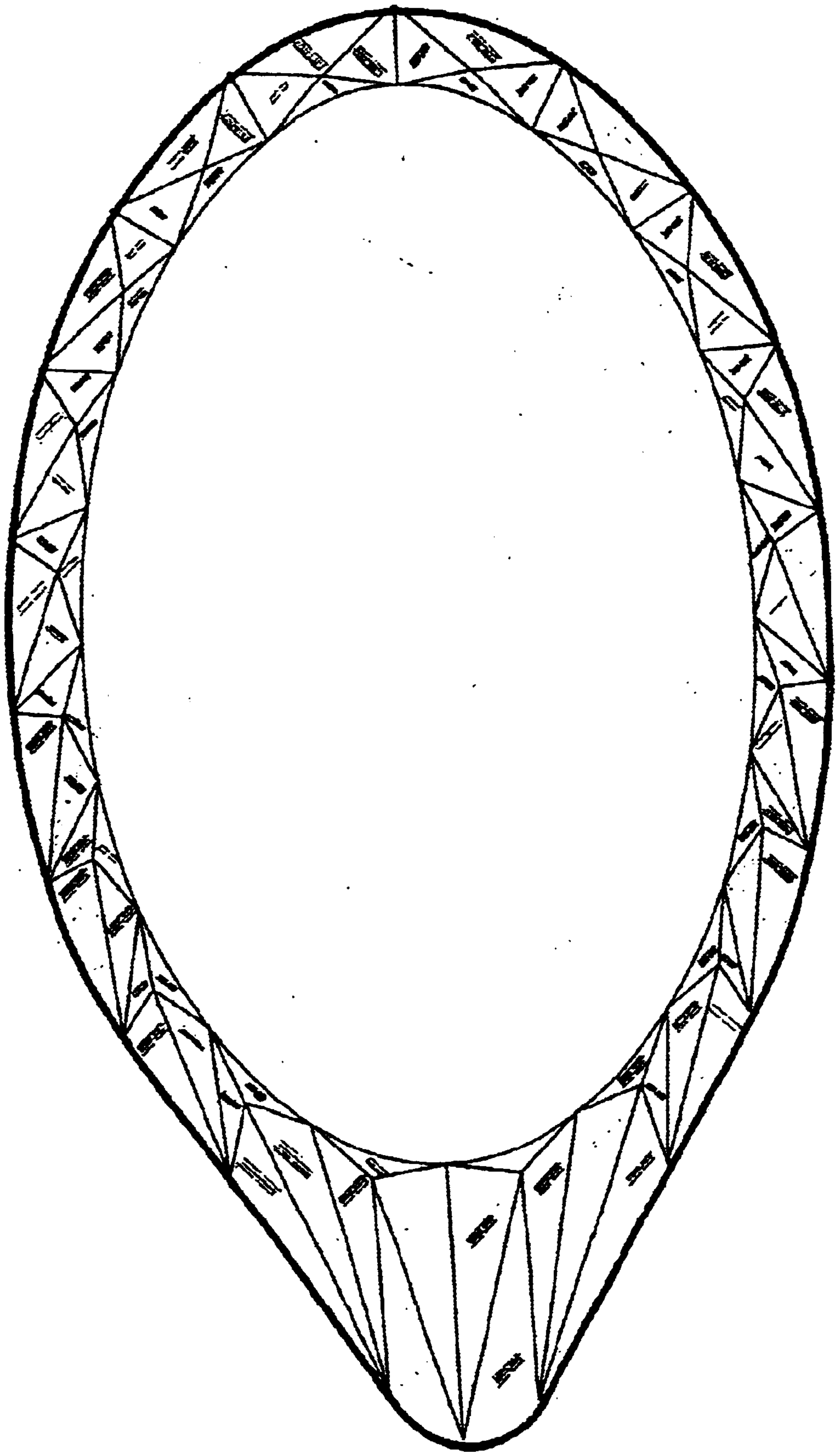


Figure 2

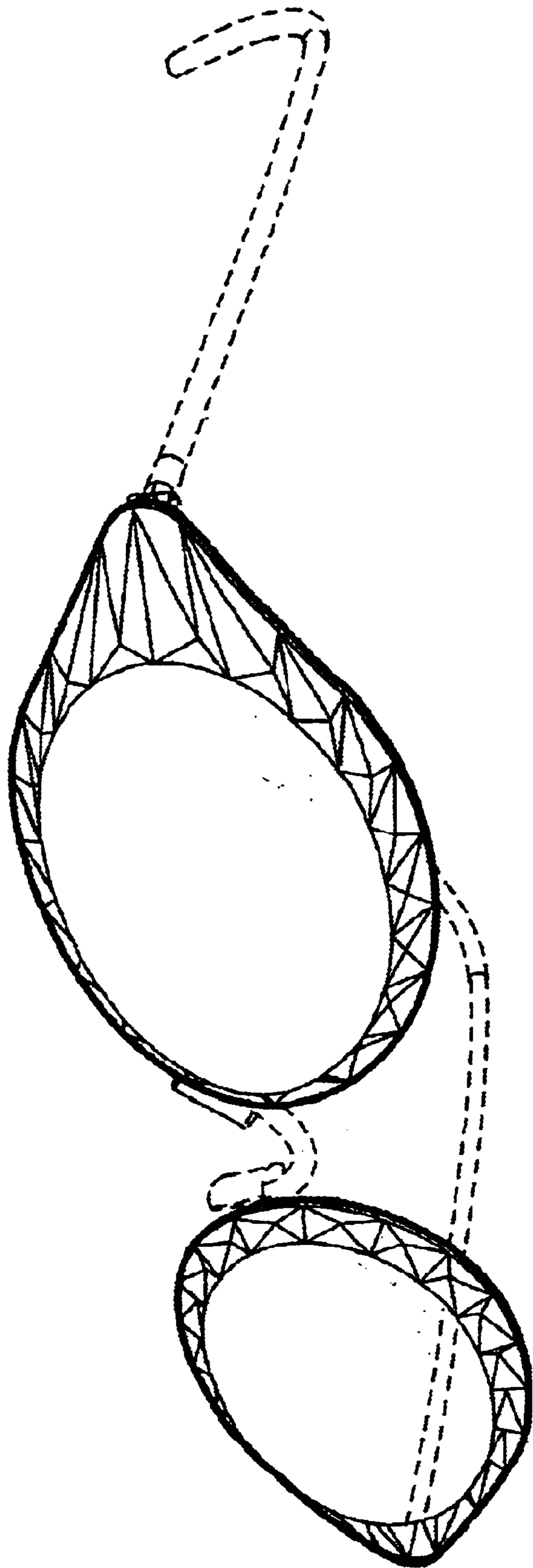


Figure 3

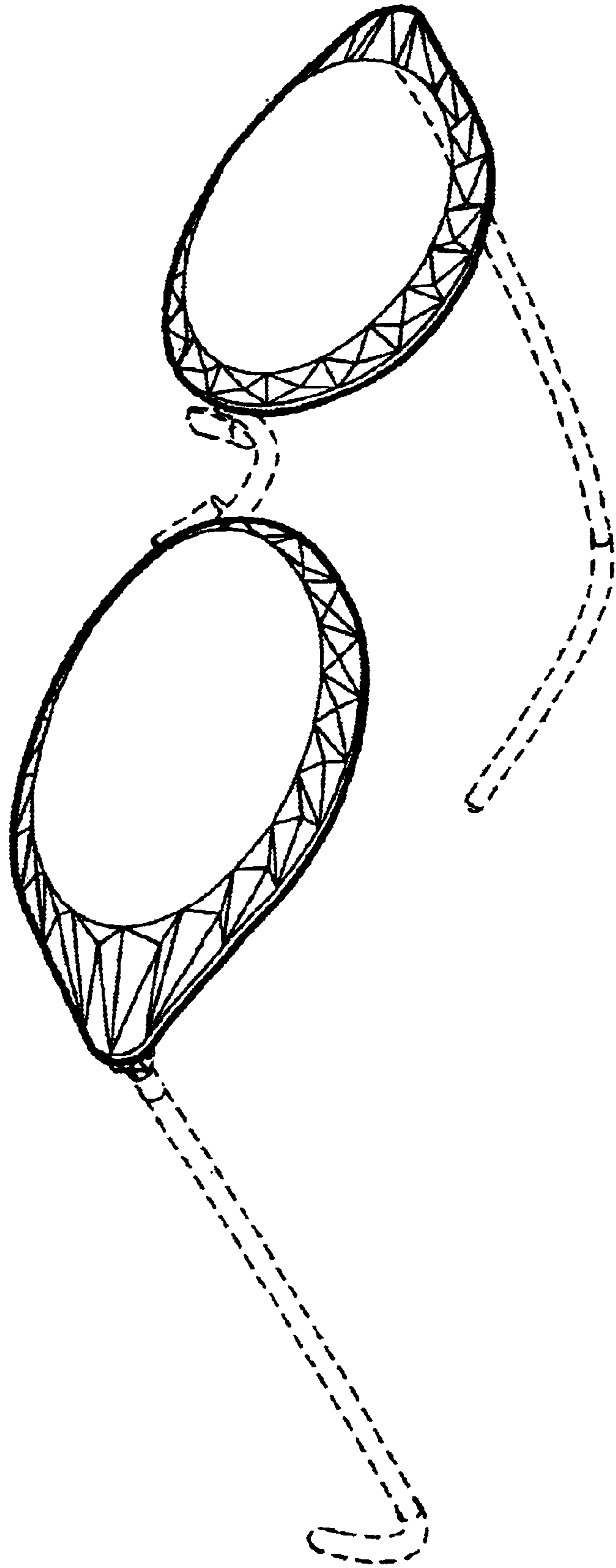


Figure 4