



US00D491588S

(12) **United States Design Patent**
Kasperik et al.

(10) **Patent No.:** **US D491,588 S**
(45) **Date of Patent:** **** Jun. 15, 2004**

(54) **CUTTING INSERT**
(75) Inventors: **James Robert Kasperik**, Latrobe, PA (US); **Joseph Victor Nelson**, Greensburg, PA (US)
(73) Assignee: **Kennametal Inc.**, Latrobe, PA (US)
(**) Term: **14 Years**
(21) Appl. No.: **29/182,534**
(22) Filed: **May 28, 2003**
(51) **LOC (7) Cl.** **15-09**
(52) **U.S. Cl.** **D15/139**
(58) **Field of Search** D15/139; 407/113-117

5,630,681 A 5/1997 Paya
5,695,303 A 12/1997 Boianjiu et al.
5,743,681 A 4/1998 Wiman et al.
5,758,994 A 6/1998 Hintze et al.
5,772,366 A * 6/1998 Wiman et al. 407/119
5,810,520 A 9/1998 Hintze et al.
5,839,857 A 11/1998 Paya
6,152,658 A 11/2000 Satran et al.
6,186,705 B1 2/2001 Kumar et al.
6,217,264 B1 * 4/2001 Kim et al. 407/114
6,234,726 B1 5/2001 Okada et al.
6,241,430 B1 * 6/2001 Norstrom 407/114
6,267,541 B1 7/2001 Isakov et al.
6,447,218 B1 9/2002 Lagerberg
D477,003 S * 7/2003 Muren et al. D15/139
D481,147 S * 10/2003 Yang D26/49

FOREIGN PATENT DOCUMENTS

(56) **References Cited**
U.S. PATENT DOCUMENTS
4,215,957 A 8/1980 Holma et al.
4,335,984 A 6/1982 Zweekly
4,447,175 A 5/1984 Warren
4,479,744 A 10/1984 Stricker
4,487,534 A 12/1984 Reiter
4,531,864 A 7/1985 Bylund
4,597,696 A 7/1986 Maeda et al.
4,626,140 A 12/1986 Zweekly et al.
4,629,371 A 12/1986 Maeda et al.
4,681,486 A 7/1987 Hale
4,787,784 A 11/1988 Bernadic et al.
4,846,609 A 7/1989 Bernadic et al.
4,859,122 A 8/1989 Patterson et al.
4,880,338 A 11/1989 Stashko
D305,662 S 1/1990 Niebauer
D305,663 S 1/1990 Niebauer
4,915,548 A 4/1990 Fouquer et al.
4,988,242 A 1/1991 Petterson et al.
5,044,840 A 9/1991 Fouquer et al.
5,074,720 A 12/1991 Loqvist et al.
5,116,167 A 5/1992 Niebauer
5,122,017 A 6/1992 Niebauer
5,265,985 A 11/1993 Boppana et al.
5,282,703 A 2/1994 Itaba et al.
5,503,507 A * 4/1996 Lowe et al. 407/114
5,525,016 A 6/1996 Paya et al.

EP 0 046 511 B1 6/1986
EP 0 404 744 B1 8/1994

* cited by examiner

Primary Examiner—Antoine D. Davis
(74) *Attorney, Agent, or Firm*—Larry R. Meenan

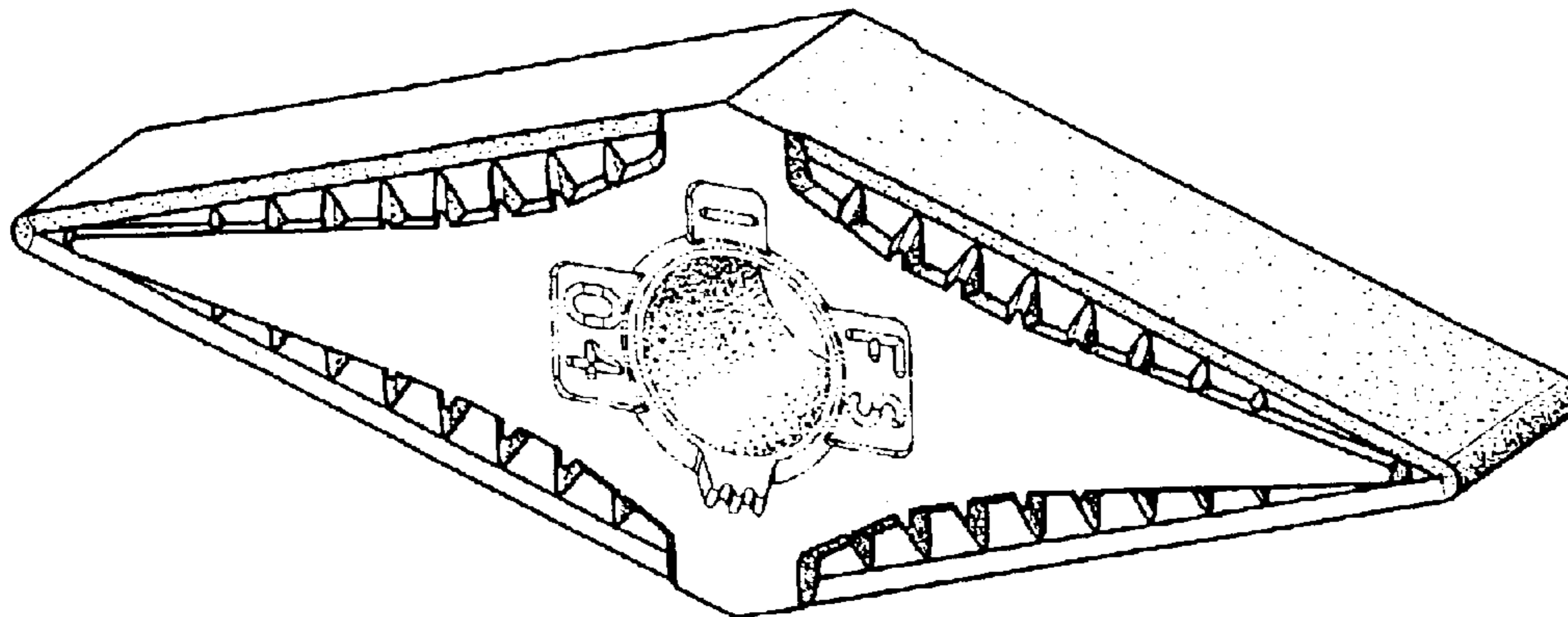
(57) **CLAIM**

The ornamental design for a cutting insert, as shown and described.

DESCRIPTION

FIG. 1 is a front, perspective view of a cutting insert showing our new design;
FIG. 2 is a rear, perspective view of the cutting insert of FIG. 1;
FIG. 3 is a top view of the cutting insert of FIG. 1;
FIG. 4 is a bottom view of the cutting insert of FIG. 1;
FIG. 5 is a left side view of the cutting insert of FIG. 1;
FIG. 6 is a right side view of the cutting insert of FIG. 1;
FIG. 7 is a top view of the cutting insert of FIG. 1; and,
FIG. 8 is a rear view of the cutting insert of FIG. 1.
The broken line showing is for illustrative purposes only and forms no part of the claimed design.

1 Claim, 2 Drawing Sheets



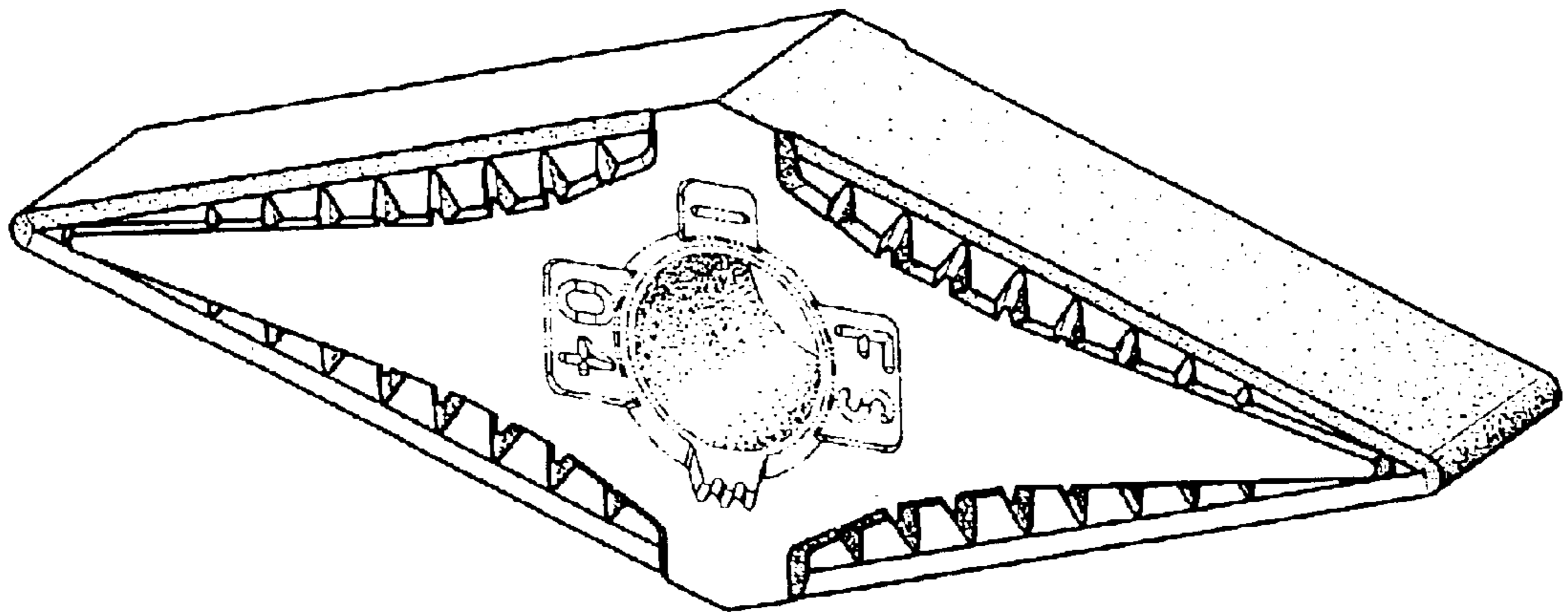


FIG. 1

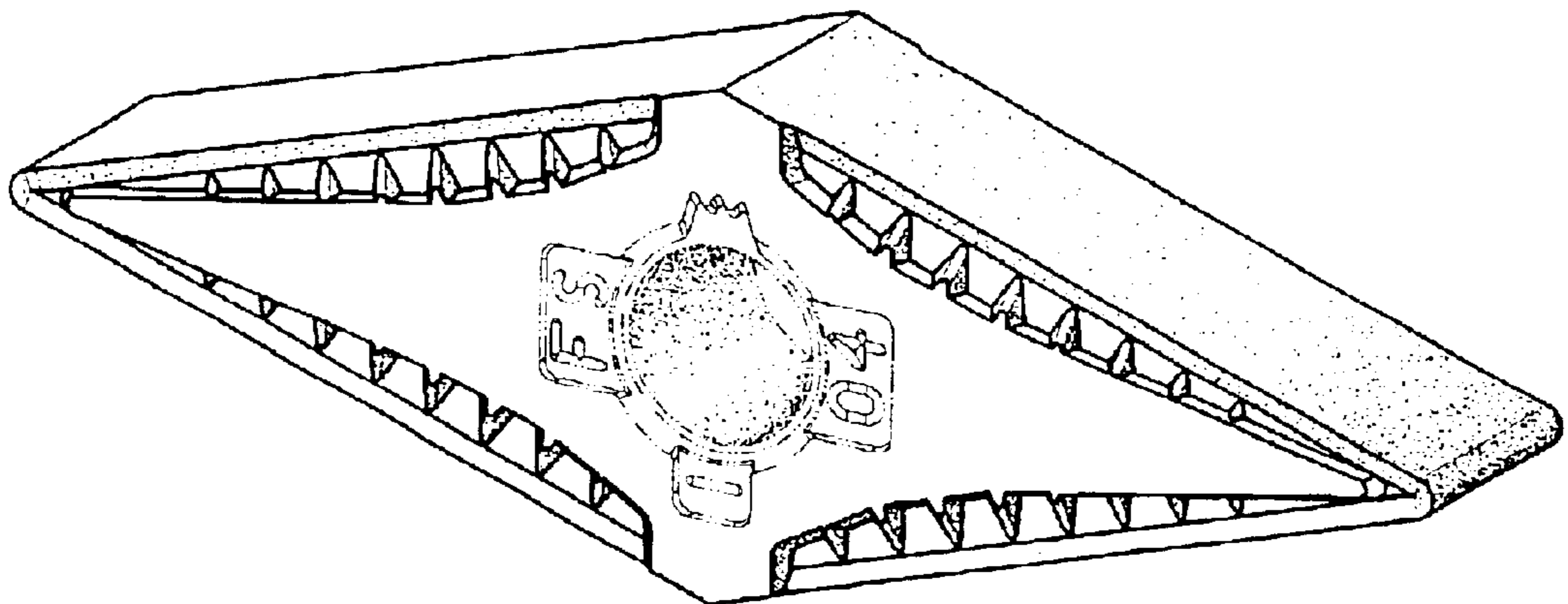


FIG. 2




FIG. 3

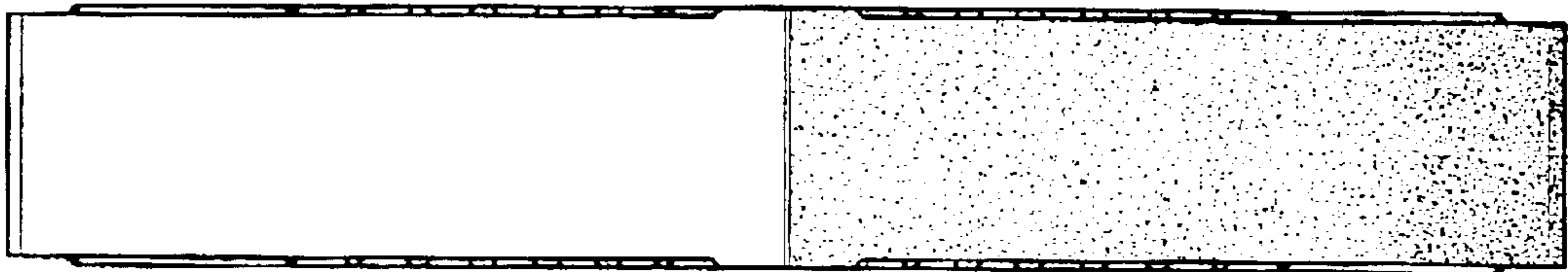


FIG. 4




FIG. 5




FIG. 6

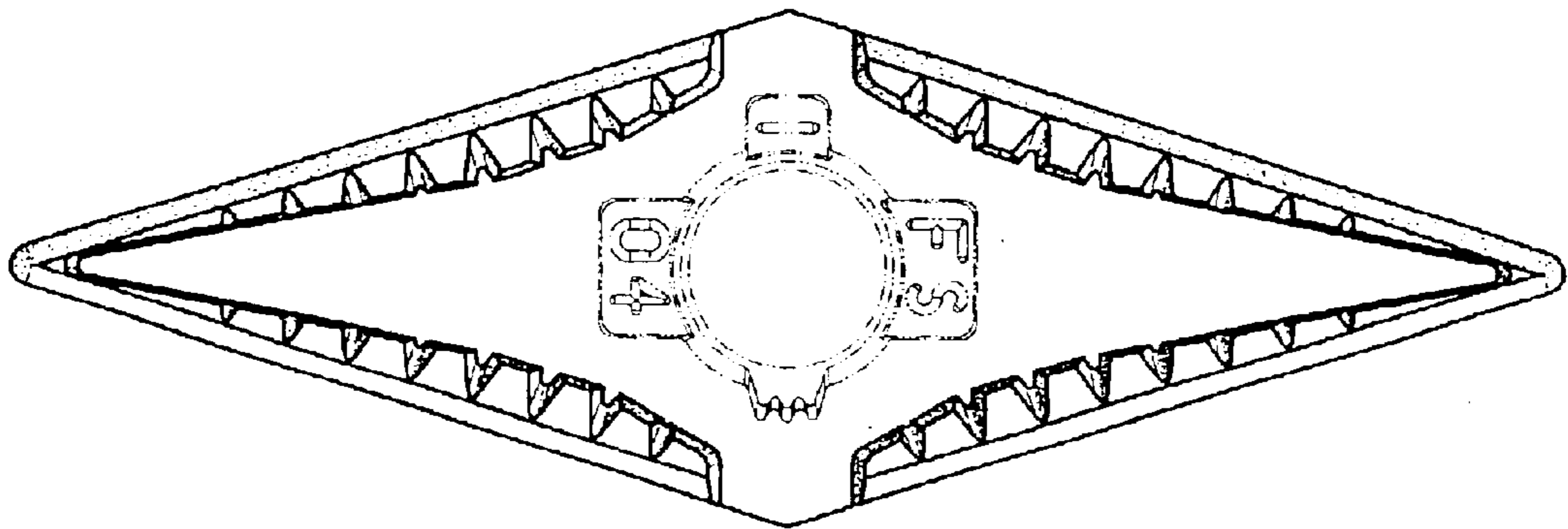


FIG. 7

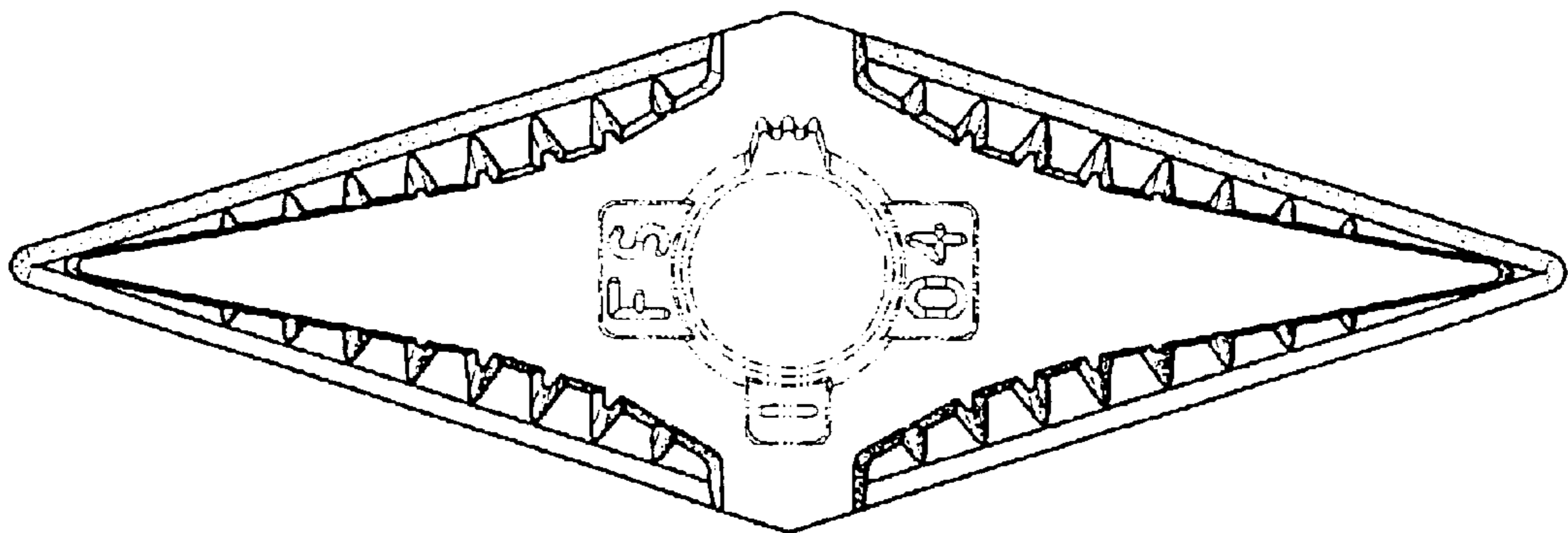


FIG. 8