



US00D491569S

(12) **United States Design Patent**
Chen et al.

(10) **Patent No.:** **US D491,569 S**
(45) **Date of Patent:** **** Jun. 15, 2004**

(54) **COMPUTER FRONT BEZEL**

(75) Inventors: **Yun Lung Chen**, Tu-Chen (TW); **Qing Hua Huang**, Shenzhen (CN); **Jian Hu**, Shenzhen (CN)

(73) Assignee: **Hon Hai Precision Ind. Co., Ltd.**, Taipei Hsien (TW)

(**) Term: **14 Years**

(21) Appl. No.: **29/183,195**

(22) Filed: **Jun. 6, 2003**

(30) **Foreign Application Priority Data**

May 21, 2003 (CN) 03324671

(51) **LOC (7) Cl.** **14-02**

(52) **U.S. Cl.** **D14/444**

(58) **Field of Search** D14/441-446;
D13/184, 199, 162; 312/223.1-223.3; 360/99.01-99.12;
361/690-696; 369/34.01-36.01

(56) **References Cited**

U.S. PATENT DOCUMENTS

5,169,218 A * 12/1992 Chu 312/223.2

6,000,769 A * 12/1999 Chen 312/223.2
D466,513 S * 12/2002 Chen et al. D14/446
D467,928 S * 12/2002 Chen et al. D14/444
D484,510 S * 12/2003 Chen et al. D14/444

* cited by examiner

Primary Examiner—Freda S. Nunn

(74) *Attorney, Agent, or Firm*—Wei Te Chung


(57) **CLAIM**

The ornamental design for a computer front bezel, as shown and described.

DESCRIPTION

FIG. 1 is a perspective view of a computer front bezel of our new design;
FIG. 2 is a front elevational view thereof;
FIG. 3 is a rear elevational view thereof;
FIG. 4 is a left side elevational view thereof;
FIG. 5 is a right side elevational view thereof;
FIG. 6 is a top plan view thereof;
FIG. 7 is a bottom plan view thereof; and,
FIG. 8 is a perspective view thereof being mounted to a computer case which is shown in broken lines for illustrative purposes only and forms no part of the claimed design.

1 Claim, 6 Drawing Sheets






FIG. 1

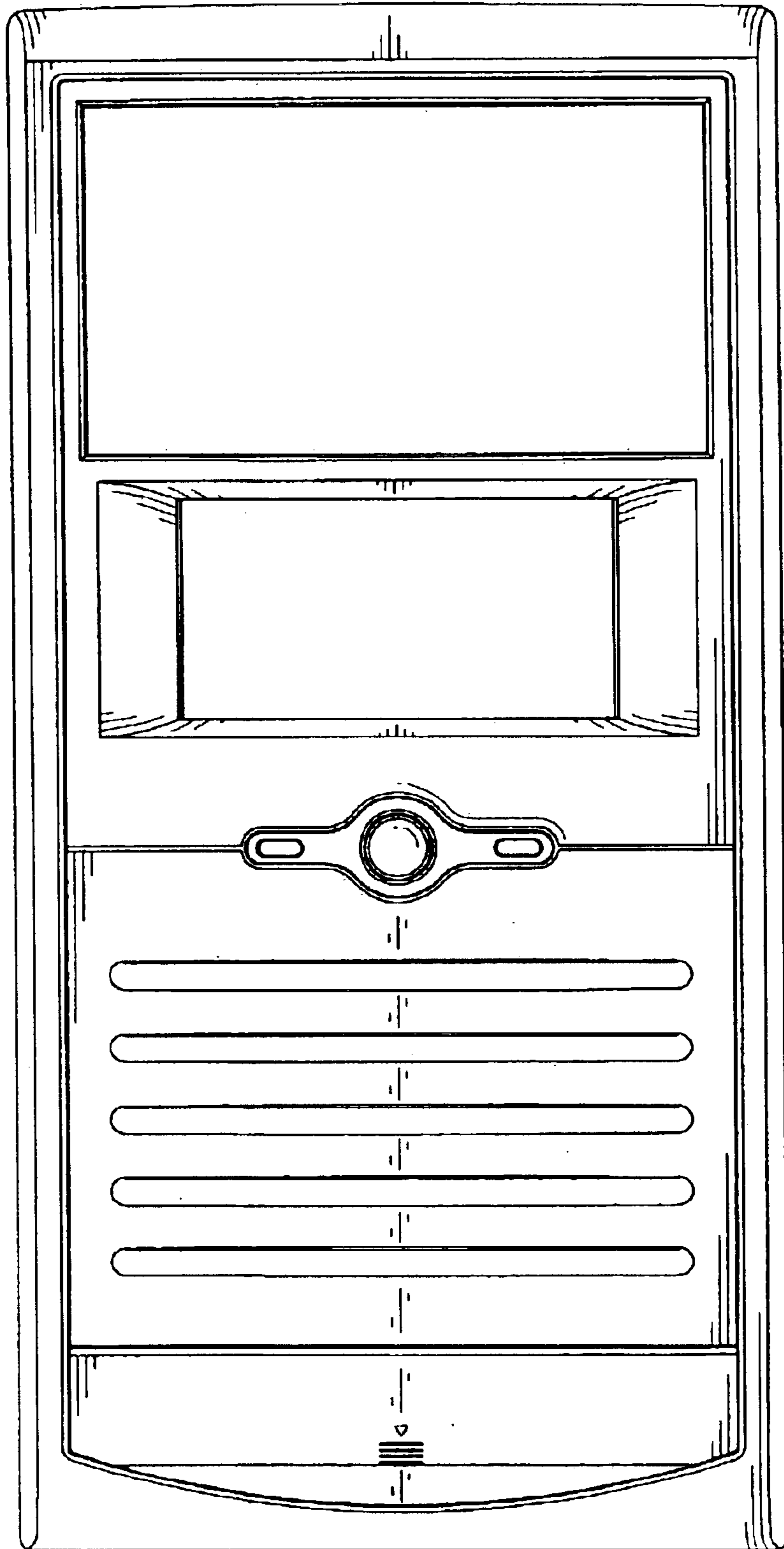


FIG. 2

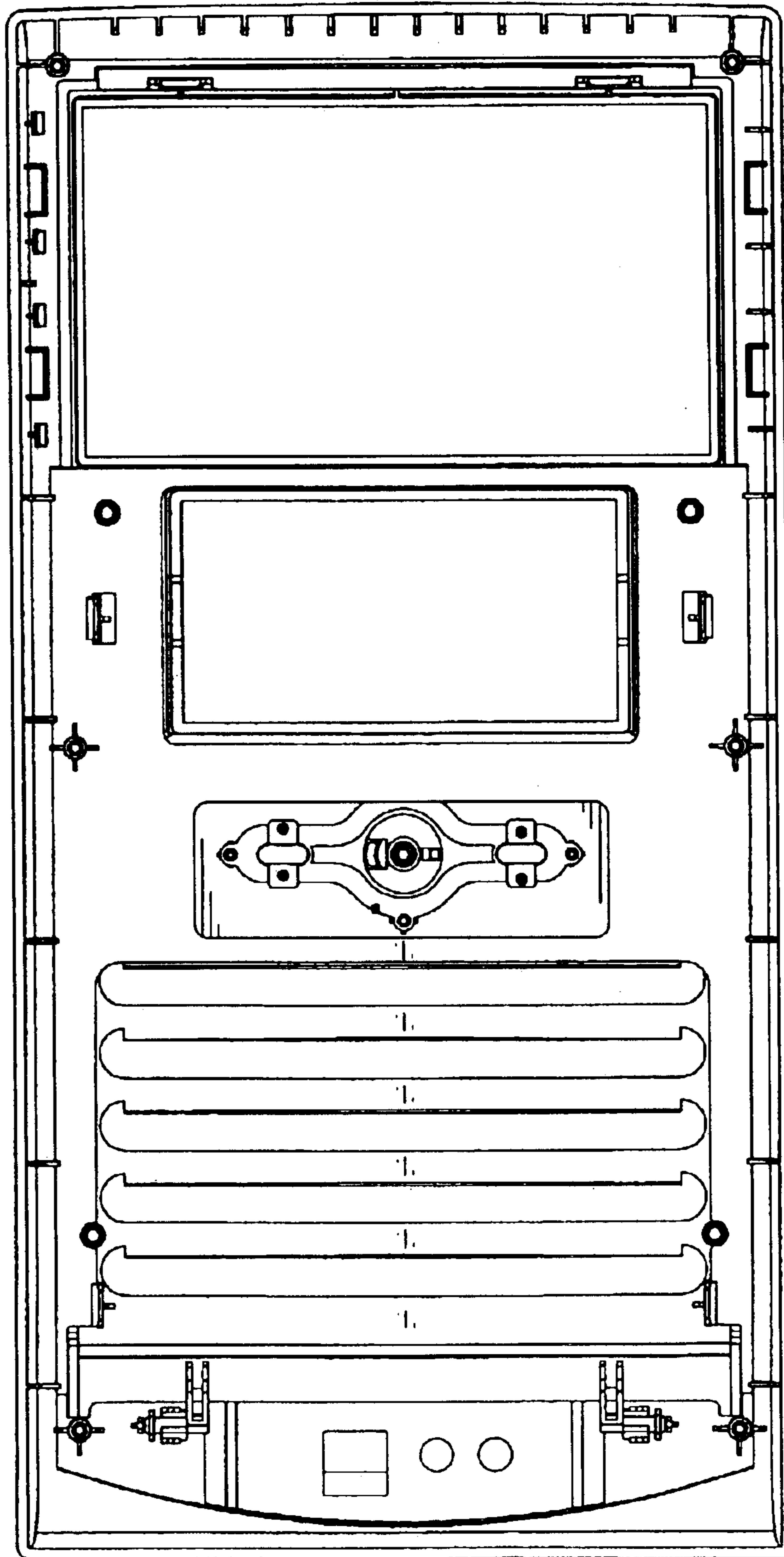


FIG. 3

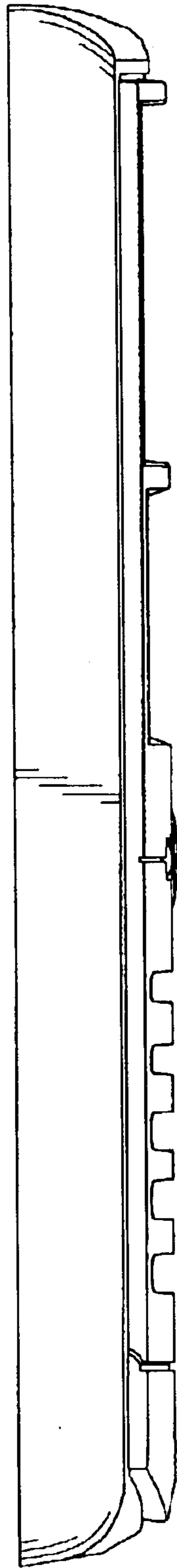


FIG. 4

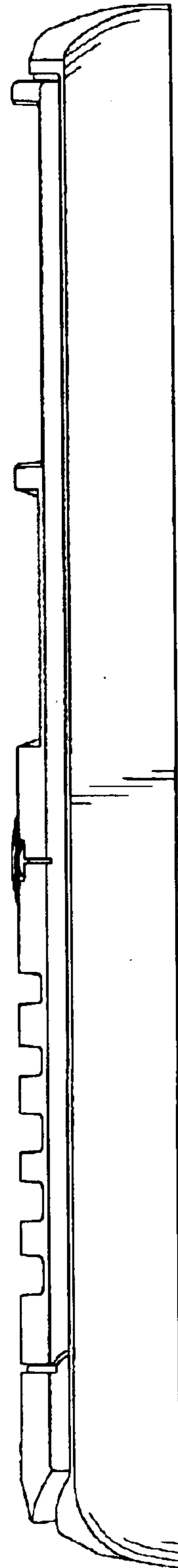


FIG. 5

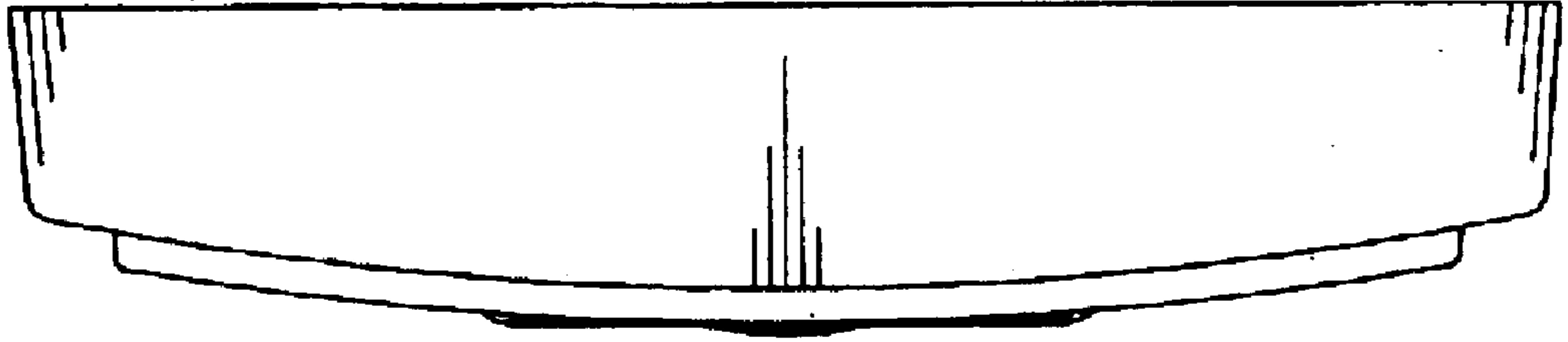


FIG. 6

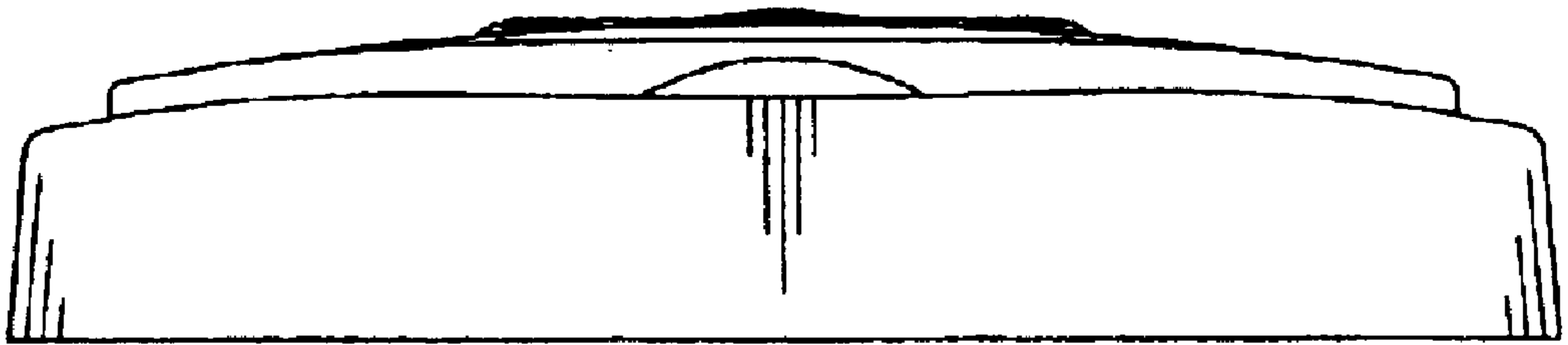


FIG. 7

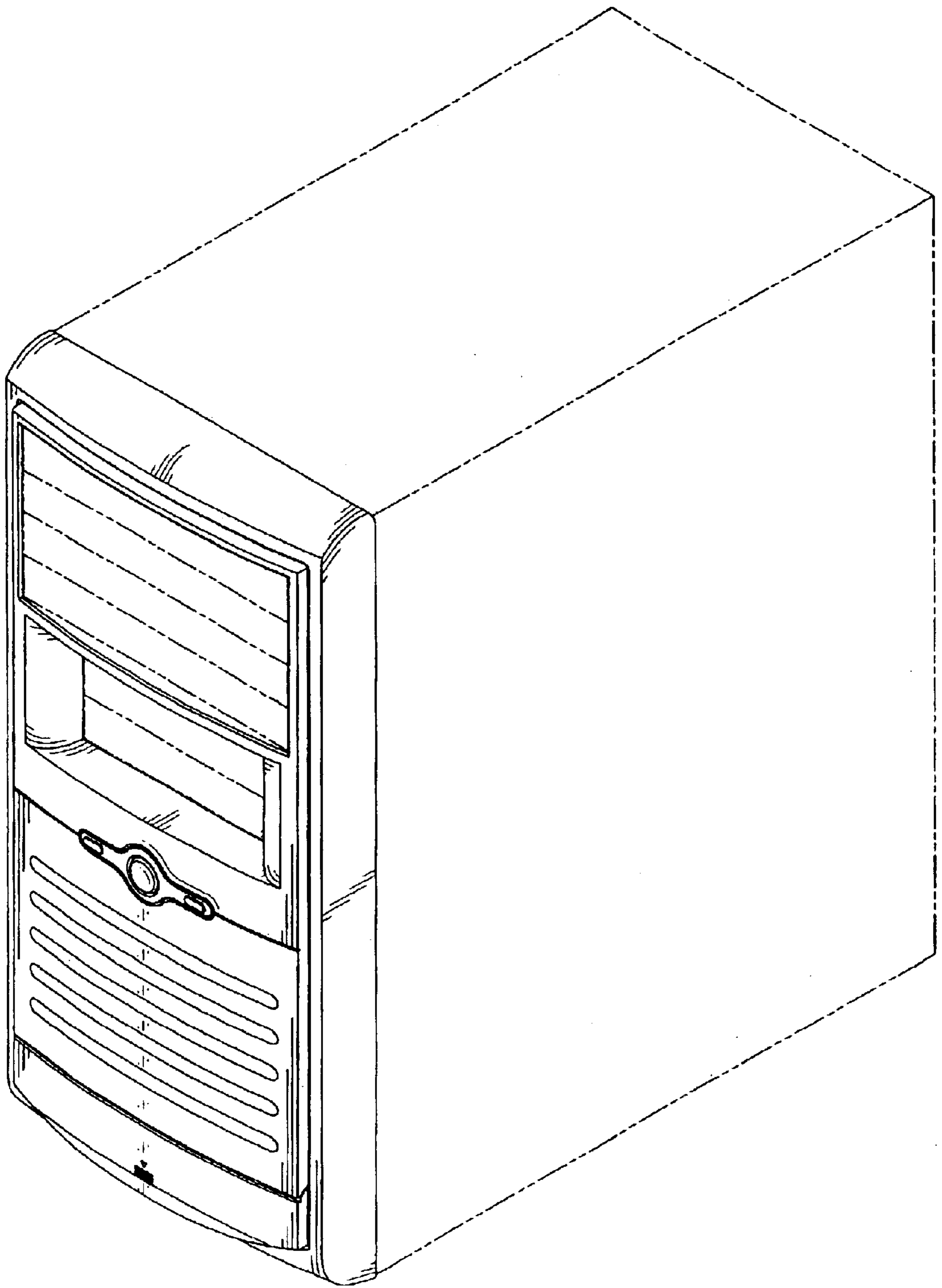


FIG. 8