



US00D491560S

(12) **United States Design Patent**
Hsu Li

(10) **Patent No.:** **US D491,560 S**

(45) **Date of Patent:** **** Jun. 15, 2004**

(54) **DISPLAY DEVICE**

(76) **Inventor:** **Hsiu-Chu Hsu Li**, P.O. Box 4-67, Hsin Chuang, Taipei (TW), 242

(**) **Term:** **14 Years**

(21) **Appl. No.:** **29/181,514**

(22) **Filed:** **May 9, 2003**

(51) **LOC (7) Cl.** **14-02**

(52) **U.S. Cl.** **D14/371**

(58) **Field of Search** D14/336, 371, D14/341-346, 125-129, 138, 374; D18/1, 2, 7; D19/59, 60; 178/18.03; 345/104, 156, 168, 173; 349/12; 361/681

(56) **References Cited**

U.S. PATENT DOCUMENTS

5,657,459 A * 8/1997 Yanagisawa et al. 361/681
D433,409 S * 11/2000 Chen D14/336
D442,173 S * 5/2001 Wang et al. D14/342

D453,333 S * 2/2002 Chen D14/374

D461,185 S * 8/2002 Ando D14/341

D467,890 S * 12/2002 Lai et al. D14/138

* cited by examiner

Primary Examiner—Freda S. Nunn


(57) **CLAIM**

The ornamental design for a display device, as shown and described.

DESCRIPTION

FIG. 1 is a perspective view of a display device showing my new design;
FIG. 2 is a front elevational view thereof;
FIG. 3 is a rear elevational view thereof;
FIG. 4 is a top plan view thereof;
FIG. 5 is a bottom plan view thereof;
FIG. 6 is a left side elevational view thereof; and,
FIG. 7 is a right side elevational view thereof.

1 Claim, 5 Drawing Sheets



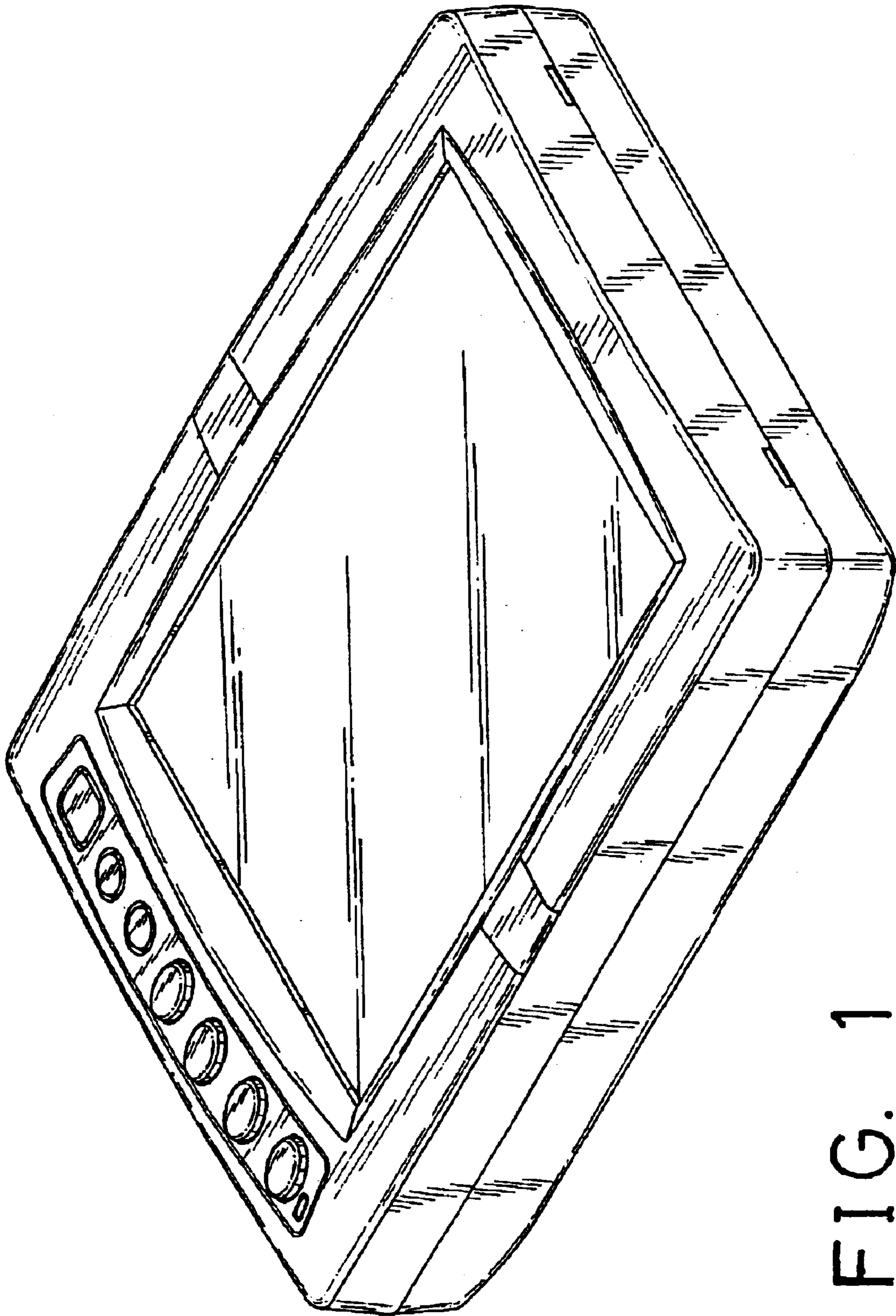


FIG. 1

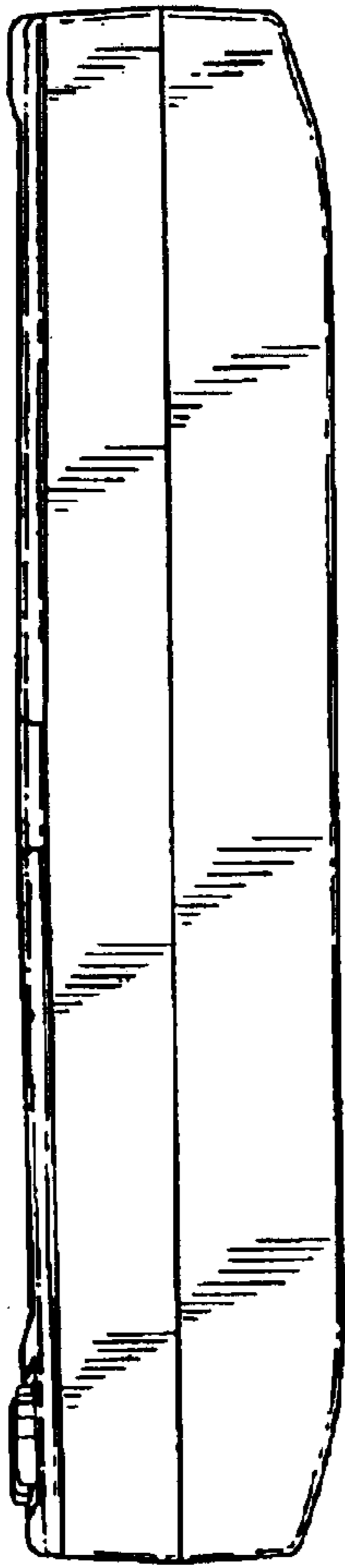


FIG. 2

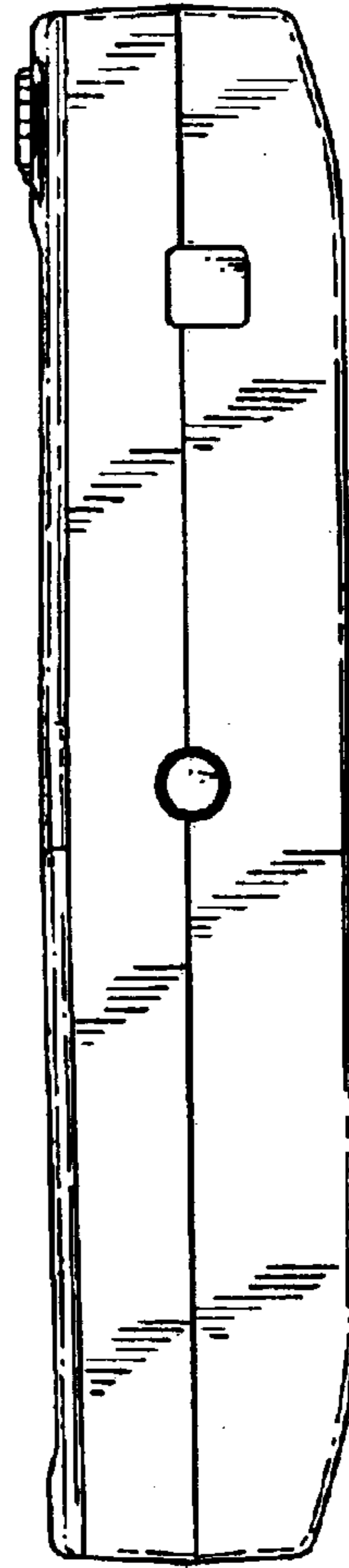


FIG. 3




FIG. 4

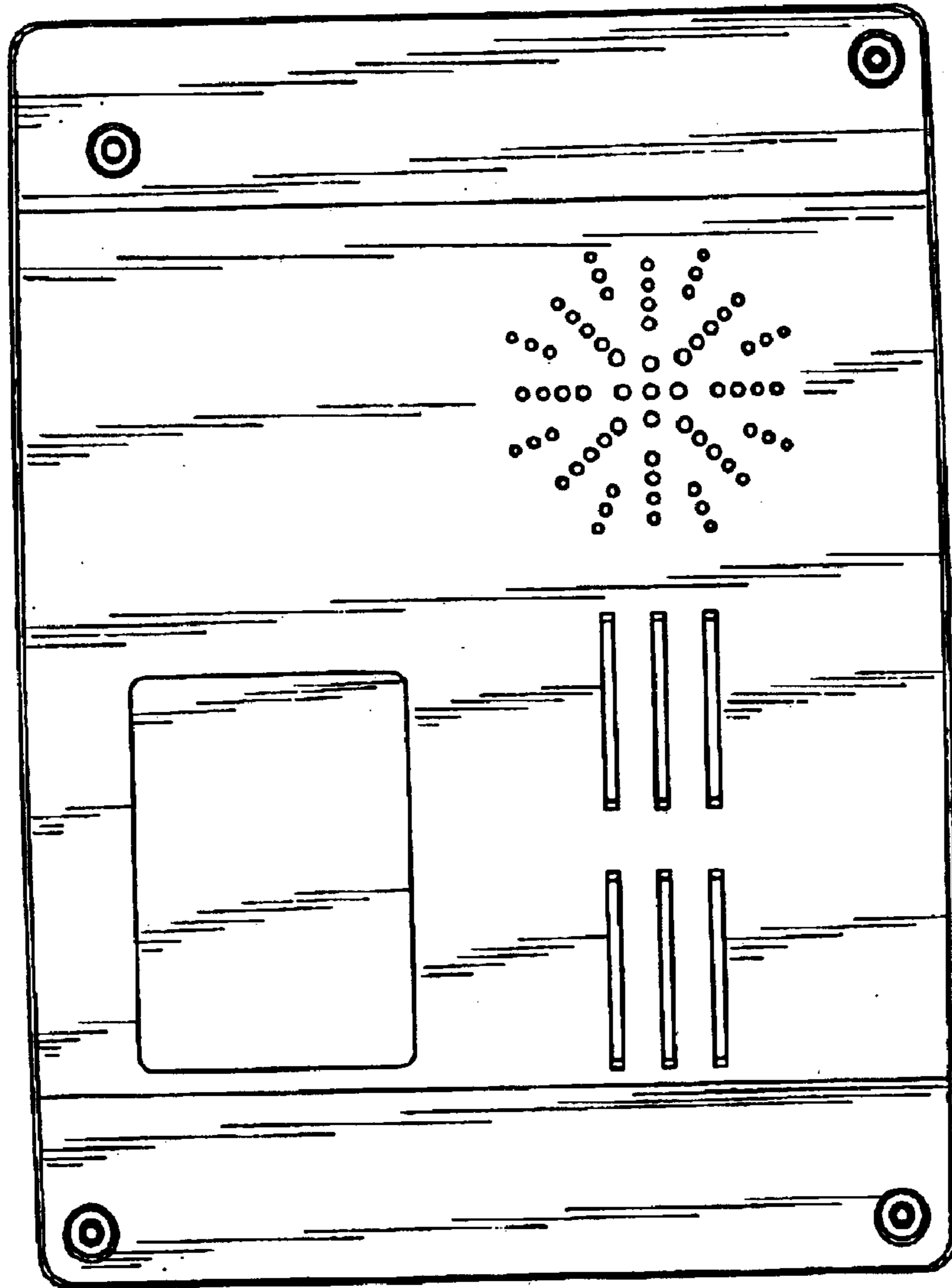


FIG. 5

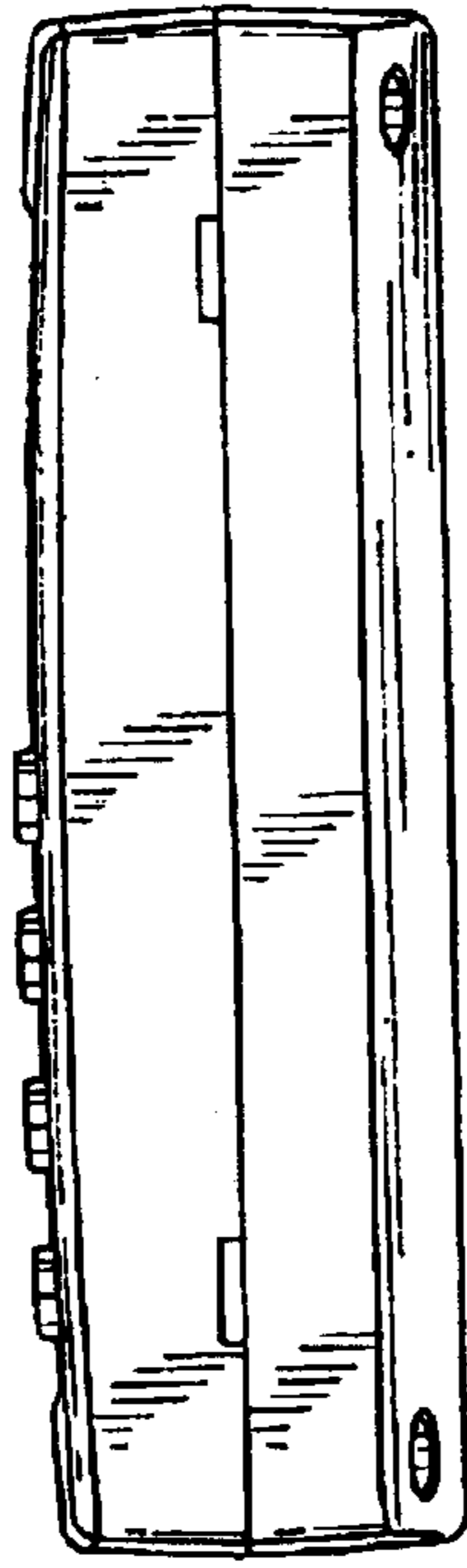


FIG. 7

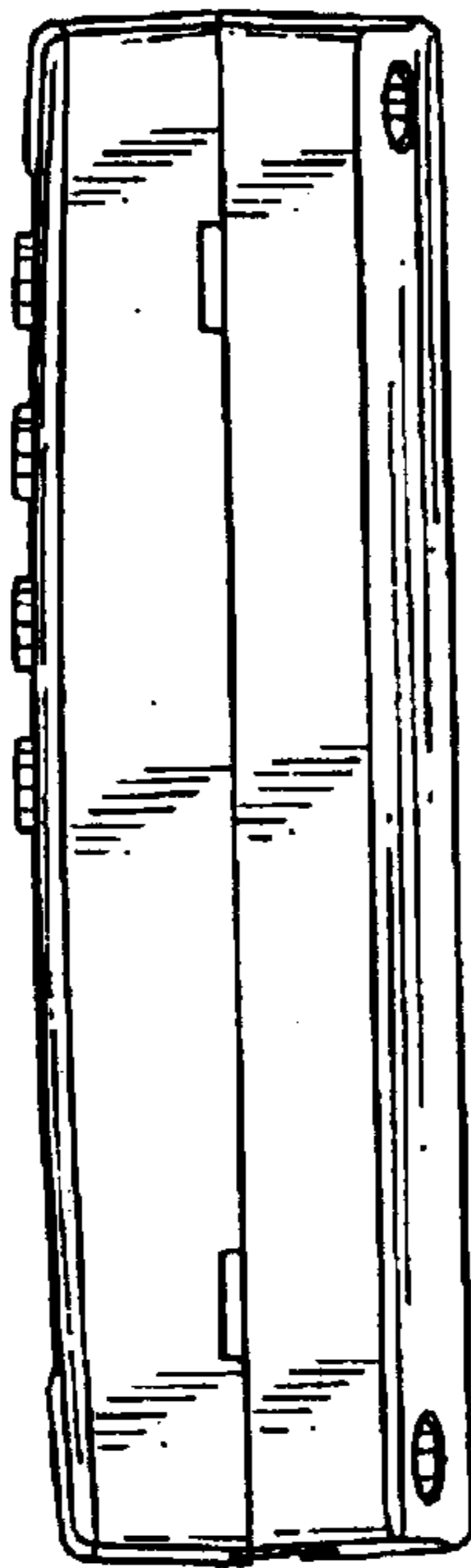


FIG. 6