



US00D491554S

(12) **United States Design Patent**
Amiya

(10) **Patent No.:** **US D491,554 S**

(45) **Date of Patent:** **** Jun. 15, 2004**

(54) **AUDIO MIXER**

(75) **Inventor:** **Eizo Amiya, Shizuoka (JP)**

(73) **Assignee:** **Yamaha Corporation, Shizuoka (JP)**

(**) **Term:** **14 Years**

5,608,807 A	*	3/1997	Brunelle	84/625
D408,820 S	*	4/1999	Ito et al.	D14/217
D434,407 S		11/2000	Mackie	
D435,250 S	*	12/2000	Mackie et al.	D14/217
D443,606 S	*	6/2001	Ito et al.	D14/217
D453,327 S	*	2/2002	Takita et al.	D14/217
D455,731 S	*	4/2002	Mackie et al.	D14/217

(21) **Appl. No.:** **29/183,024**

(22) **Filed:** **Jun. 5, 2003**

(51) **LOC (7) Cl.** **14-99**

(52) **U.S. Cl.** **D14/217**

(58) **Field of Search** D14/217, 496,
D14/125, 162, 239, 260, 168, 188; 381/28,
118, 119, 103; 379/202; 358/335; 84/625,
660, 697

* cited by examiner

Primary Examiner—Prabhakar Deshmukh

(74) *Attorney, Agent, or Firm*—Sughrue Mion, PLLC

(57) **CLAIM**

The ornamental design for an audio mixer, as shown.

DESCRIPTION

FIG. 1 is a perspective view of the top, front and right side of an audio mixer showing my new design; FIG. 2 is a front elevational view thereof; FIG. 3 is a rear elevational view thereof; FIG. 4 is a top plan view thereof; FIG. 5 is a bottom plan view thereof; FIG. 6 is a right side elevational view thereof; and, FIG. 7 is a left side elevational view thereof.

(56) **References Cited**

U.S. PATENT DOCUMENTS

4,885,792 A	*	12/1989	Christensen et al.	381/119
D325,383 S	*	4/1992	Ito et al.	D14/217
D325,580 S	*	4/1992	Ito et al.	D14/217
5,257,317 A	*	10/1993	Stavrou	381/119
5,444,789 A	*	8/1995	Zampini et al.	381/119

1 Claim, 4 Drawing Sheets




FIG. 1




FIG. 2




FIG. 3

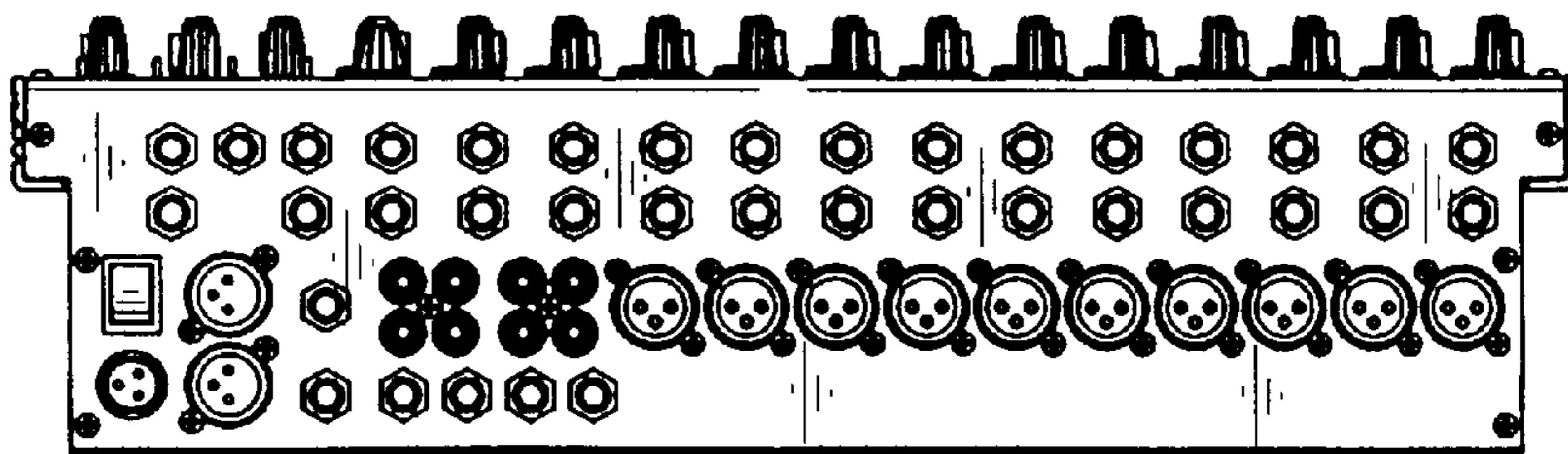


FIG. 4

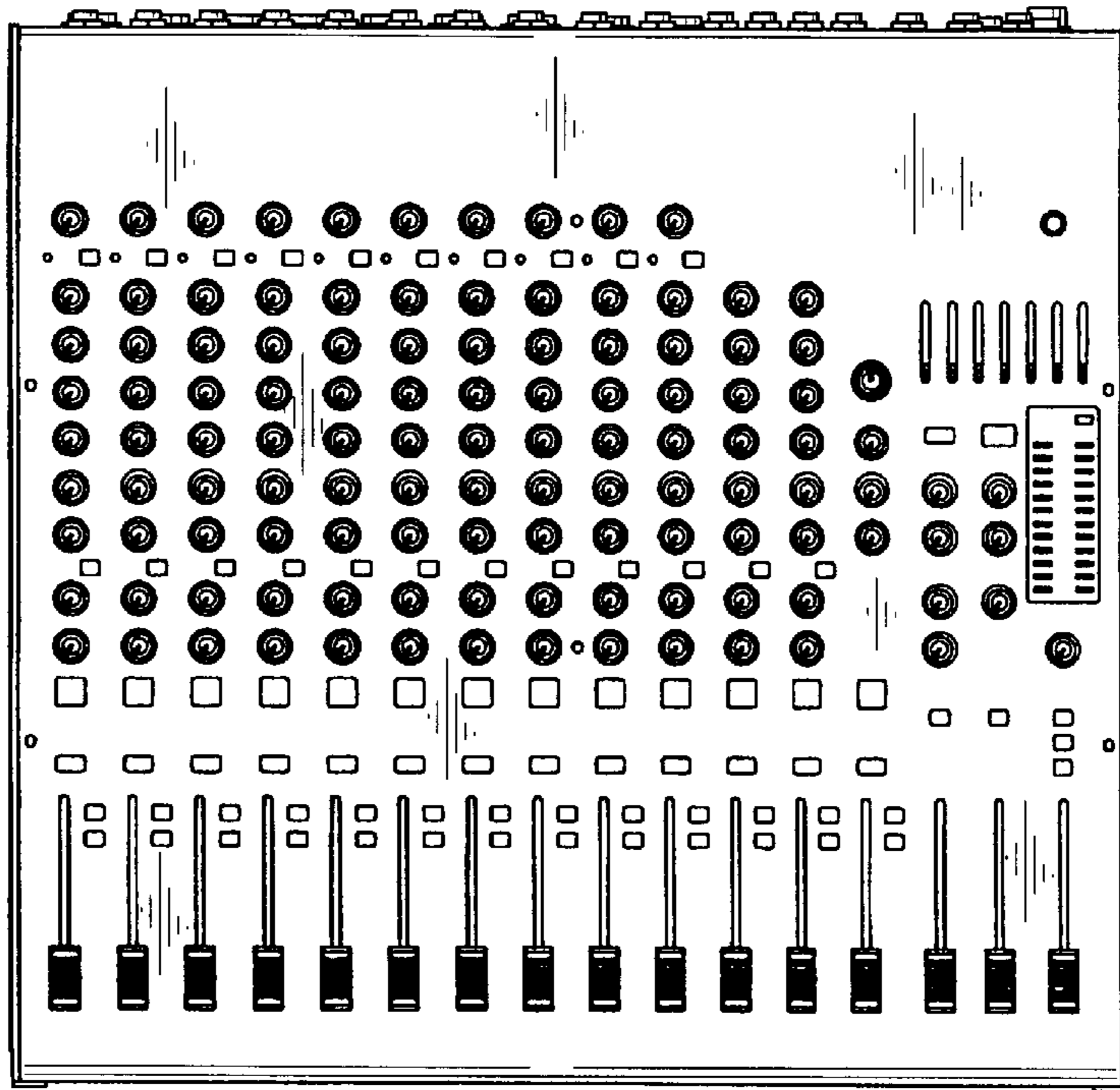


FIG. 5

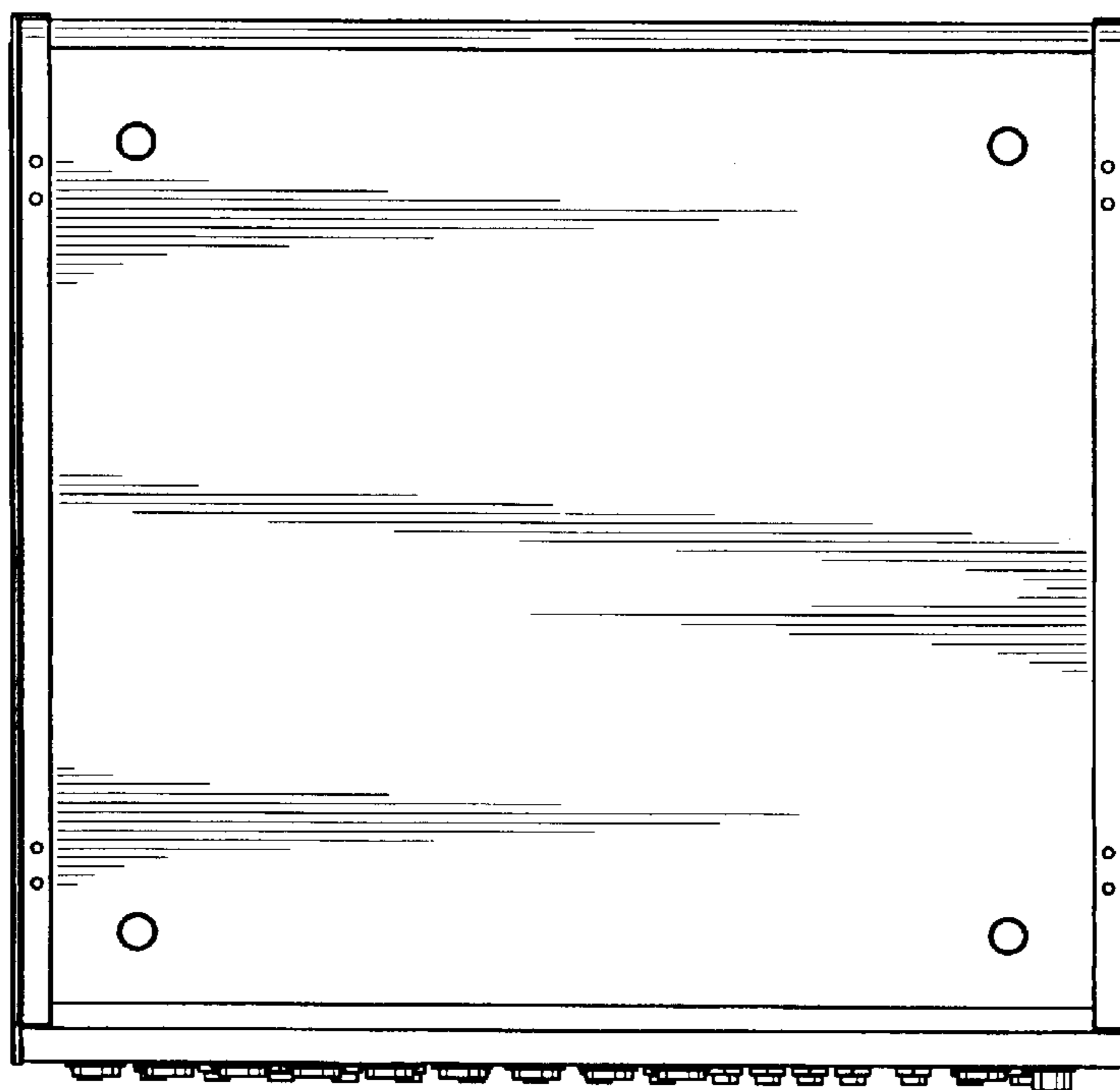


FIG. 6

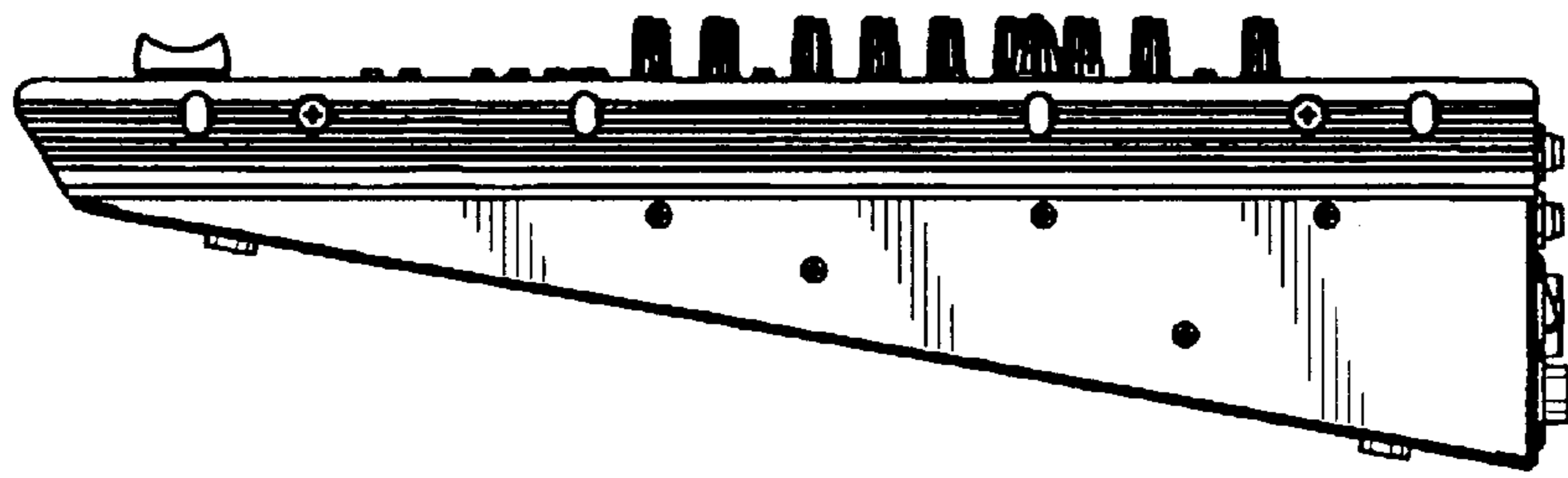


FIG. 7

