



US00D491553S

(12) **United States Design Patent**  
**Cook**

(10) **Patent No.:** **US D491,553 S**

(45) **Date of Patent:** **\*\* Jun. 15, 2004**

(54) **SPEAKER**

(75) Inventor: **John C. Cook**, Ventura, CA (US)

(73) Assignee: **QSC Audio Products, Inc.**, Costa Mesa, CA (US)

(\*\*) Term: **14 Years**

(21) Appl. No.: **29/185,028**

(22) Filed: **Jun. 19, 2003**

(51) **LOC (7) Cl.** ..... **14-01**

(52) **U.S. Cl.** ..... **D14/214**

(58) **Field of Search** ..... D14/204, 207,  
D14/209-216, 356; 181/143-144, 147-148,  
150, 157, 198-199, 151, 153; 381/300-302,  
306, 333, 345, 361-364, 386-388

(56) **References Cited**

**U.S. PATENT DOCUMENTS**

764,774 A	7/1904	Sargeant	
894,116 A	7/1908	Choate	
3,575,370 A	4/1971	Morris et al.	
3,911,221 A	10/1975	Wong	
4,074,883 A	2/1978	Daly et al.	
4,507,010 A	3/1985	Fujiya	
4,582,446 A	4/1986	Salice	
4,778,134 A	10/1988	Struthers et al.	
4,928,914 A	5/1990	Snodell	
5,201,896 A	4/1993	Kruszewski	
5,251,859 A	10/1993	Cyrell et al.	
5,704,578 A	1/1998	Fischer	
5,730,409 A	3/1998	Baron et al.	
D400,883 S	* 11/1998	Jung	..... D14/214

5,852,545 A	12/1998	Pan-Ratzlaff	
D421,609 S	* 3/2000	Warren	..... D14/214
6,151,206 A	11/2000	Kato et al.	
6,257,903 B1	7/2001	Hughson et al.	
D467,899 S	* 12/2002	Harris et al.	..... D14/214
D468,290 S	* 1/2003	Narita	..... D14/214
D471,894 S	* 3/2003	Oikawa	..... D14/214

**OTHER PUBLICATIONS**

International Search Report, PCT Application PCT/US02/07660, dated Jan. 2, 2003.

\* cited by examiner

*Primary Examiner*—Nanda Bondade

(74) *Attorney, Agent, or Firm*—Perkins Coie LLP


(57) **CLAIM**

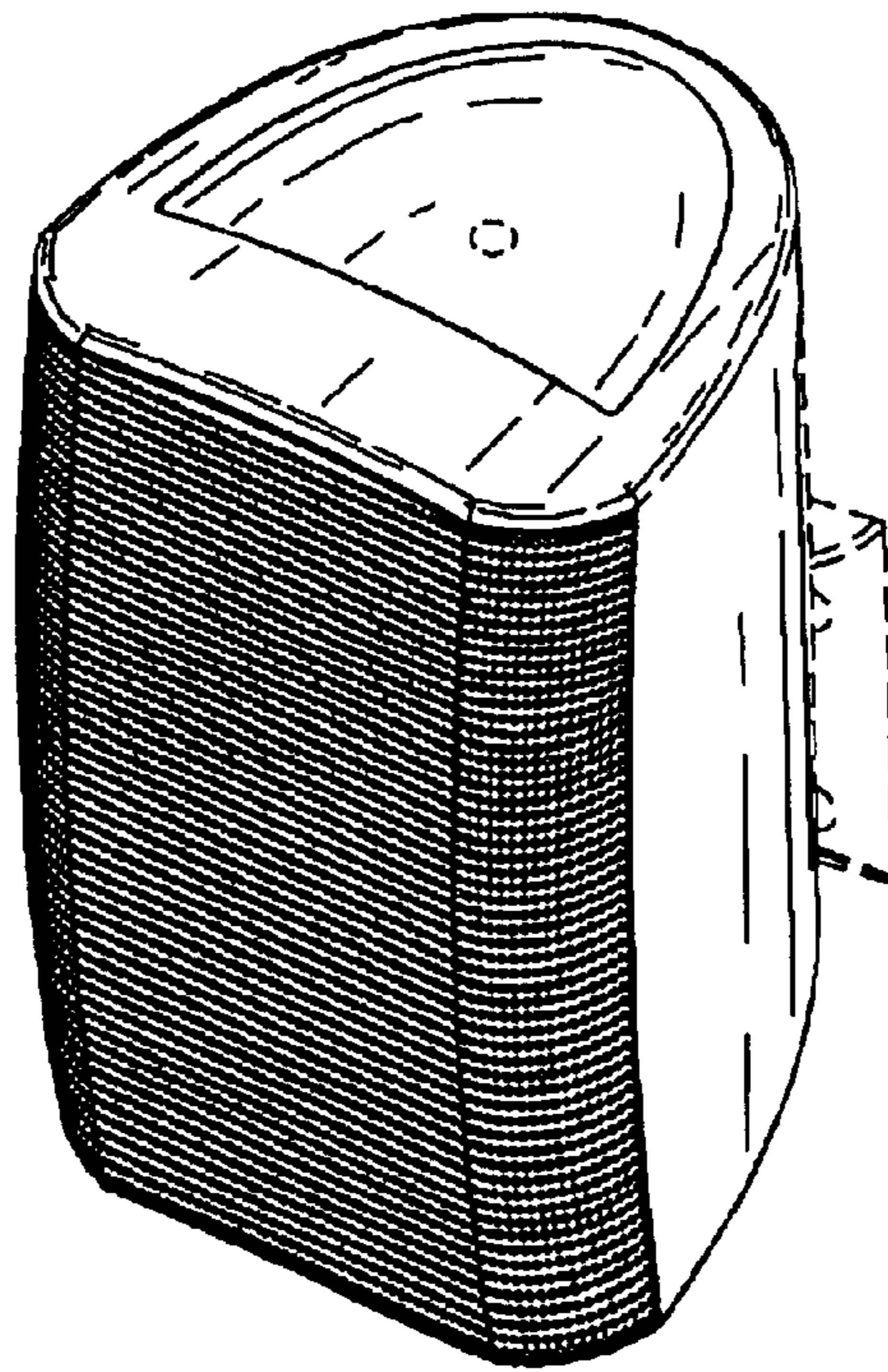
The ornamental design for the speaker, as shown and described.

**DESCRIPTION**


FIG. 1 is a perspective view of a speaker showing my new design;  
FIG. 2 is a front elevational view thereof;  
FIG. 3 is a rear elevational view thereof;  
FIG. 4 is a left side elevational view thereof, the right side view being a mirror image;  
FIG. 5 is a top plan view thereof; and,  
FIG. 6 is a bottom plan view thereof.  
The broken line showing of the mounting bracket on FIGS. 1 and 3-6 is for illustrative purposes only and forms no part of the claimed design.

**1 Claim, 2 Drawing Sheets**

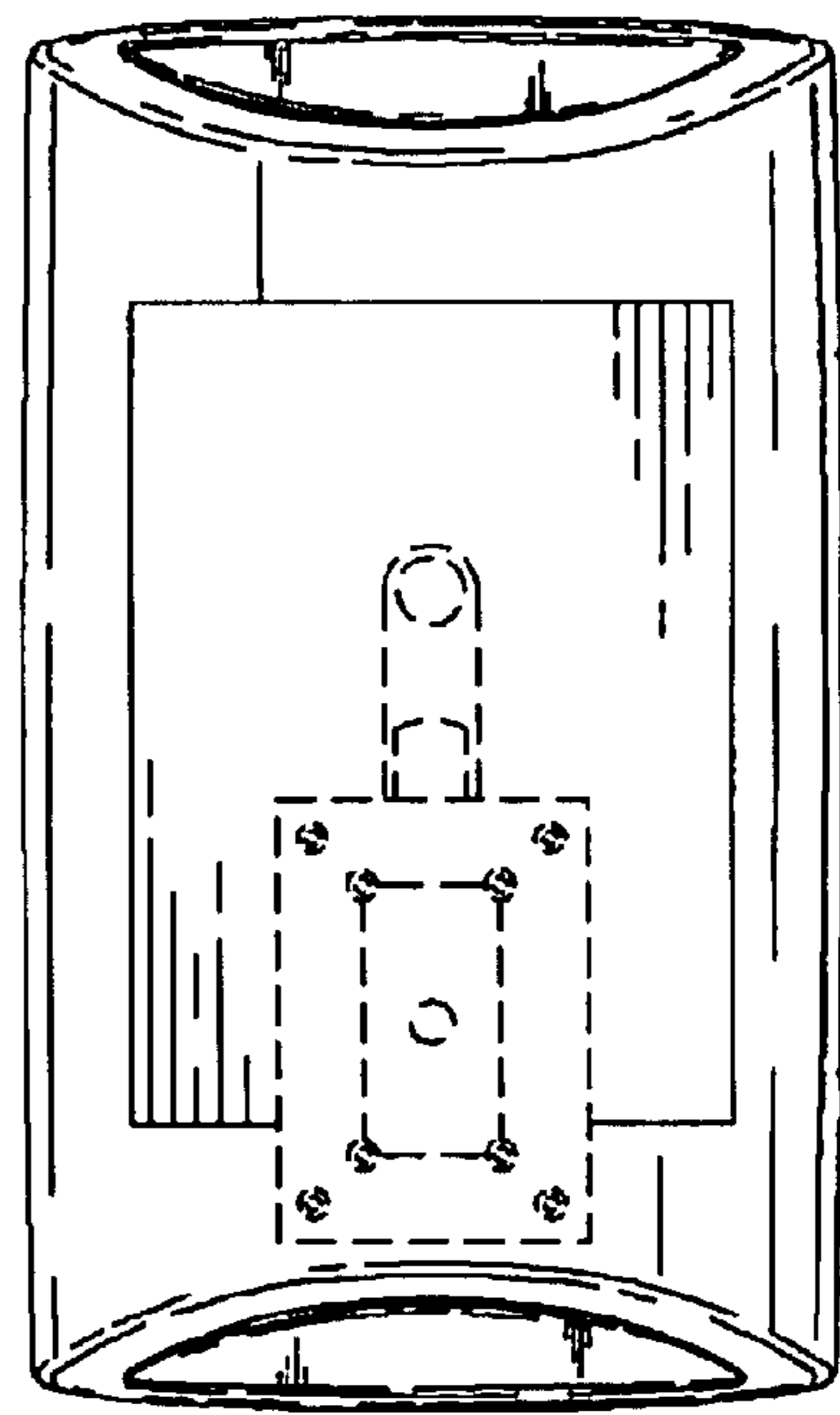




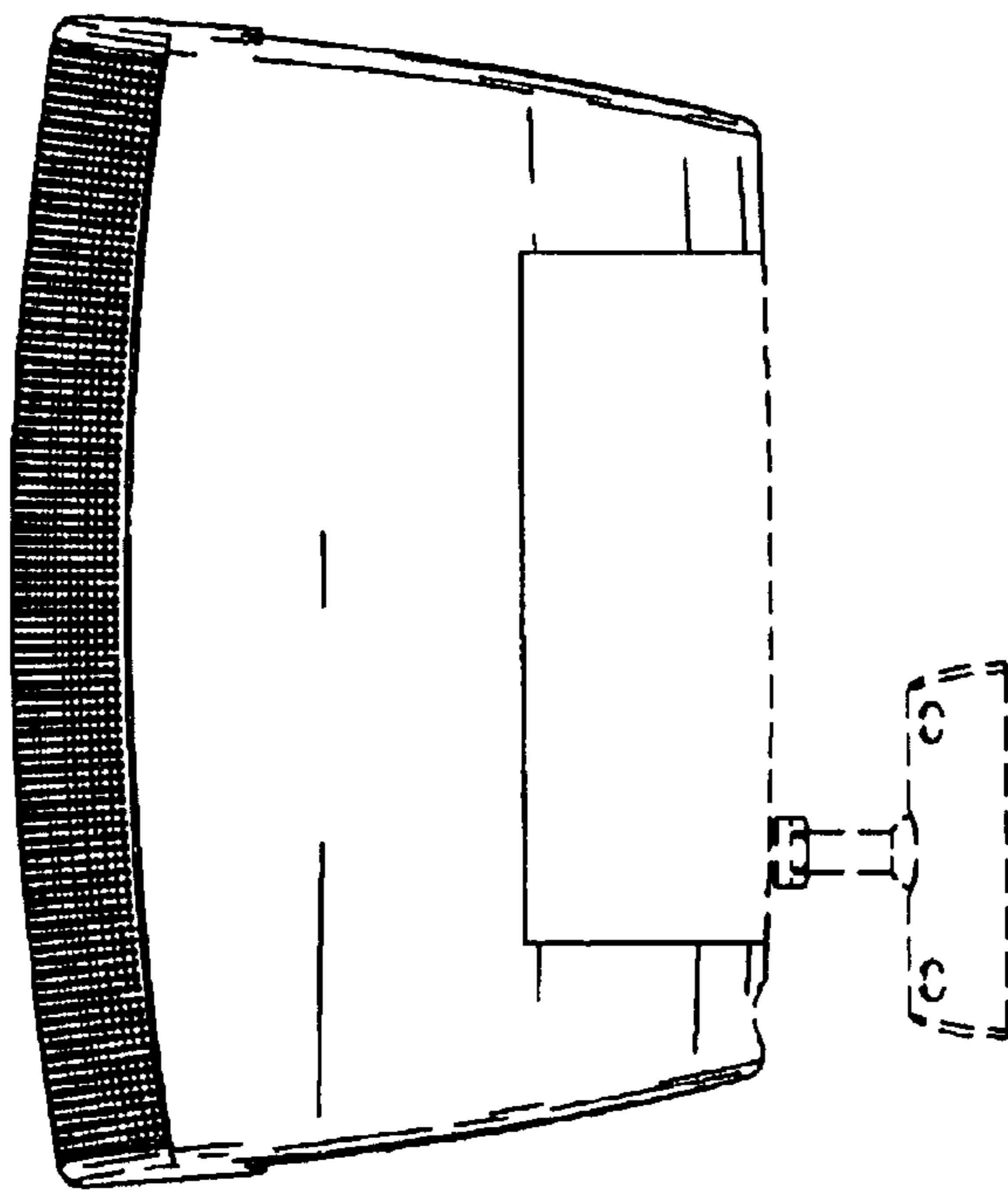
*Fig. 1*



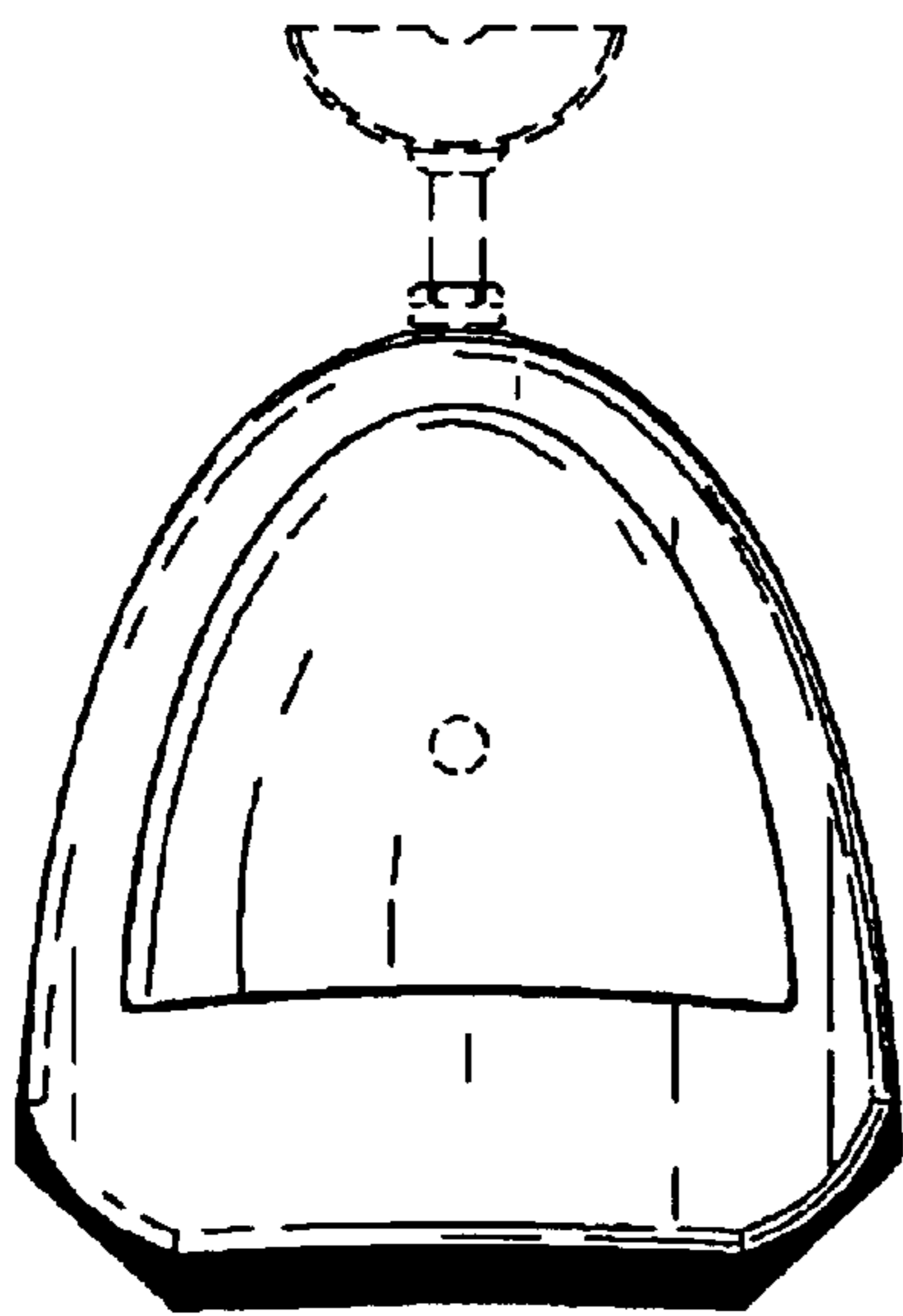
*Fig. 2*



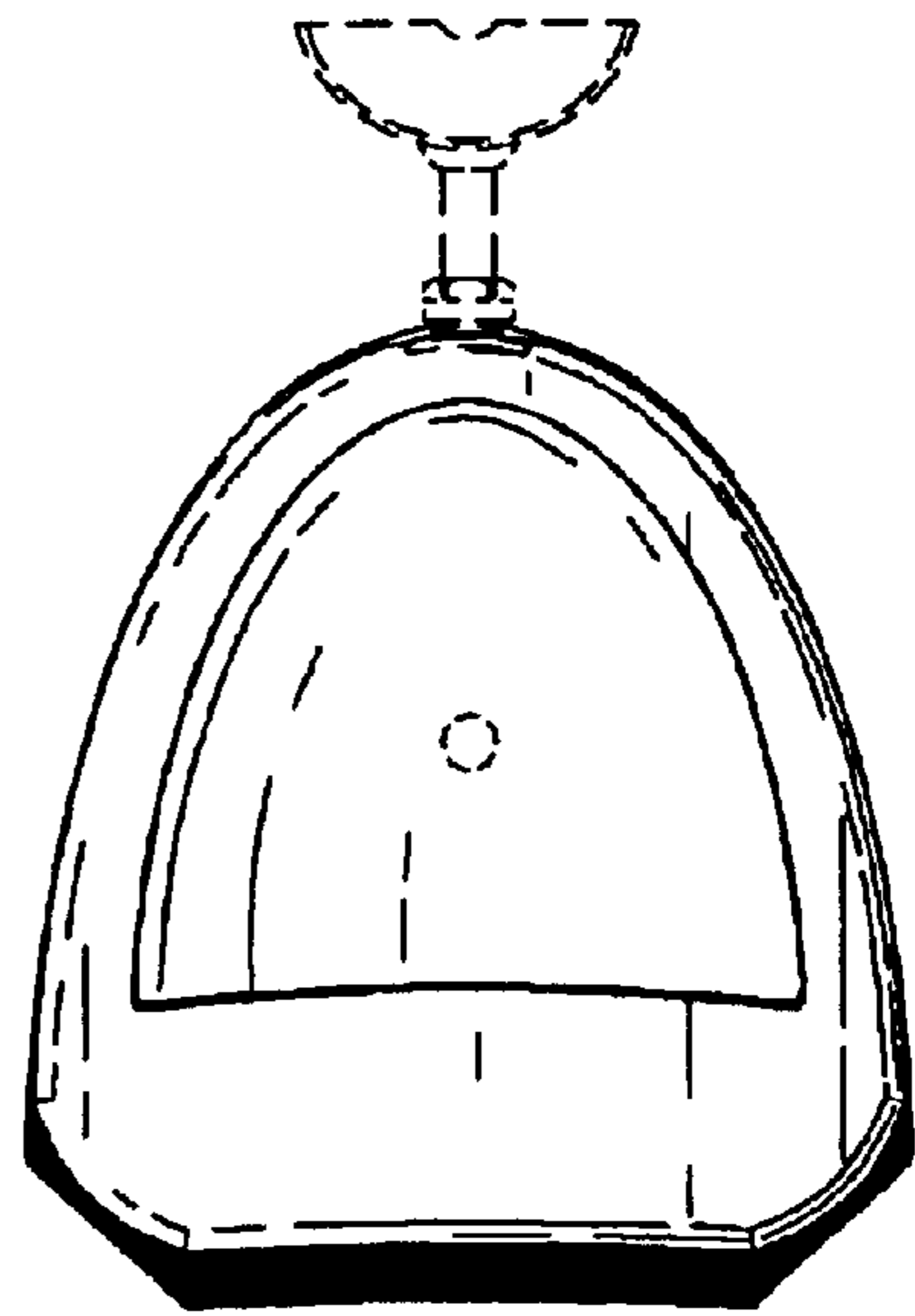
*Fig. 3*



*Fig. 4*



*Fig. 5*



*Fig. 6*