



US00D491549S

(12) **United States Design Patent**
Zeitman

(10) **Patent No.:** **US D491,549 S**

(45) **Date of Patent:** **** Jun. 15, 2004**

(54) **CD PLAYER**

(75) **Inventor:** **Josh Zeitman, Brooklyn, NY (US)**

(73) **Assignee:** **Lennox Electronics Corp., Brooklyn, NY (US)**

(**) **Term:** **14 Years**

(21) **Appl. No.:** **29/177,888**

(22) **Filed:** **Mar. 19, 2003**

(51) **LOC (7) Cl. 14-01**

(52) **U.S. Cl. D14/156**

(58) **Field of Search D14/156-157, D14/160-165, 167-168, 188-189, 217-218, 299, 496; 312/7.1; 369/75.1, 75.2, 77.1, 77.2; 455/344, 346-351**

(56) **References Cited**

U.S. PATENT DOCUMENTS

D376,800 S * 12/1996 Shudo D14/197

D458,243 S * 6/2002 Kobayashi D14/156
D460,061 S * 7/2002 Zeitman D14/156
D462,942 S * 9/2002 Murakami D14/156
D470,469 S * 2/2003 Hirano D14/156

* cited by examiner

Primary Examiner—Nanda Bondade

(74) *Attorney, Agent, or Firm*—Burns, Doane, Swecker & Mathis, L.L.P.


(57) **CLAIM**

The ornamental design of a “CD player”, as shown and described.

DESCRIPTION

FIG. 1 is a front view of a “CD player” showing my design; FIG. 2 is a rear view thereof; FIG. 3 is a left side view thereof; FIG. 4 is a right side view thereof; FIG. 5 is a top plan view thereof; and, FIG. 6 is a bottom view thereof.

1 Claim, 3 Drawing Sheets






Fig 1

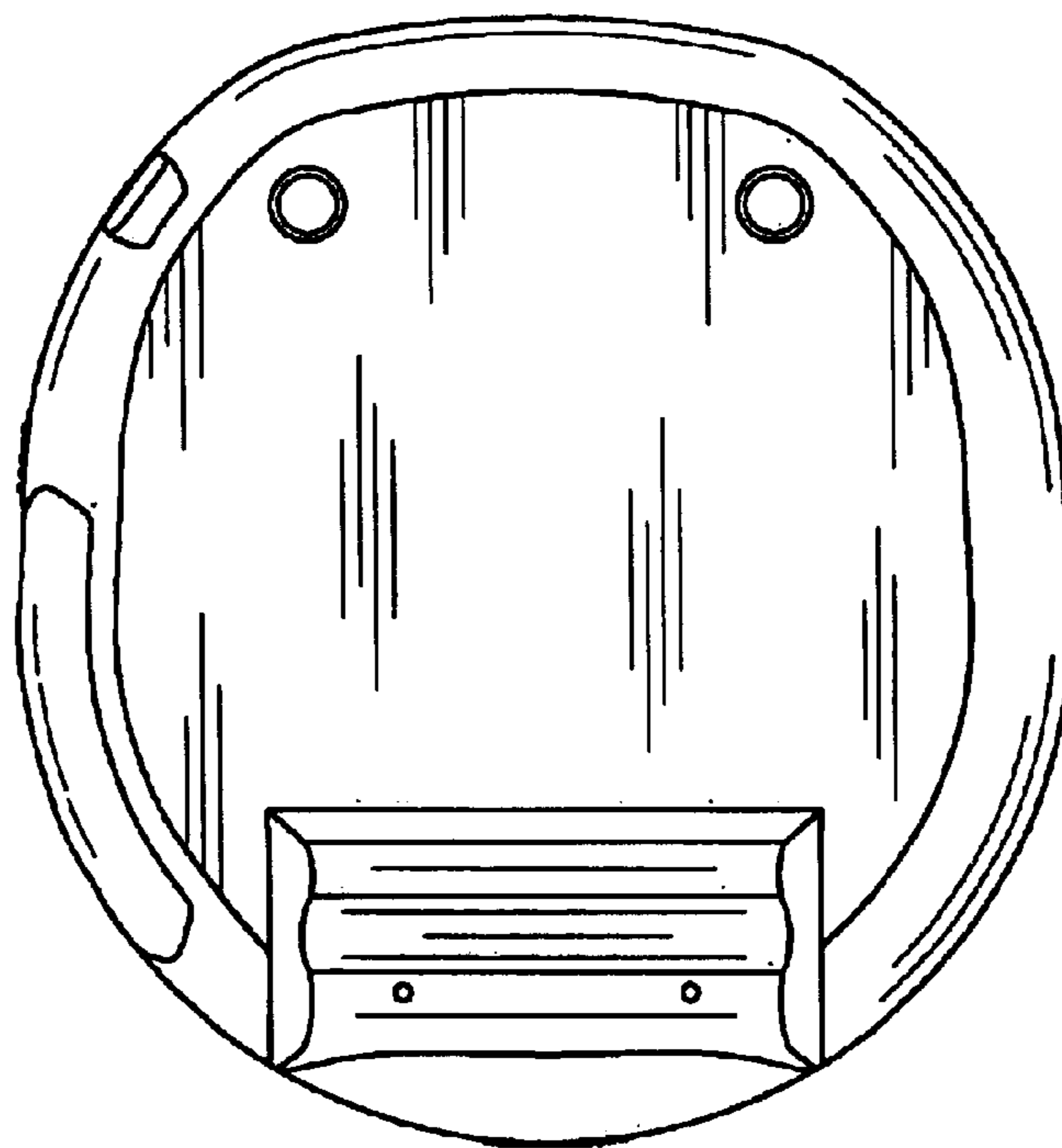


Fig 2

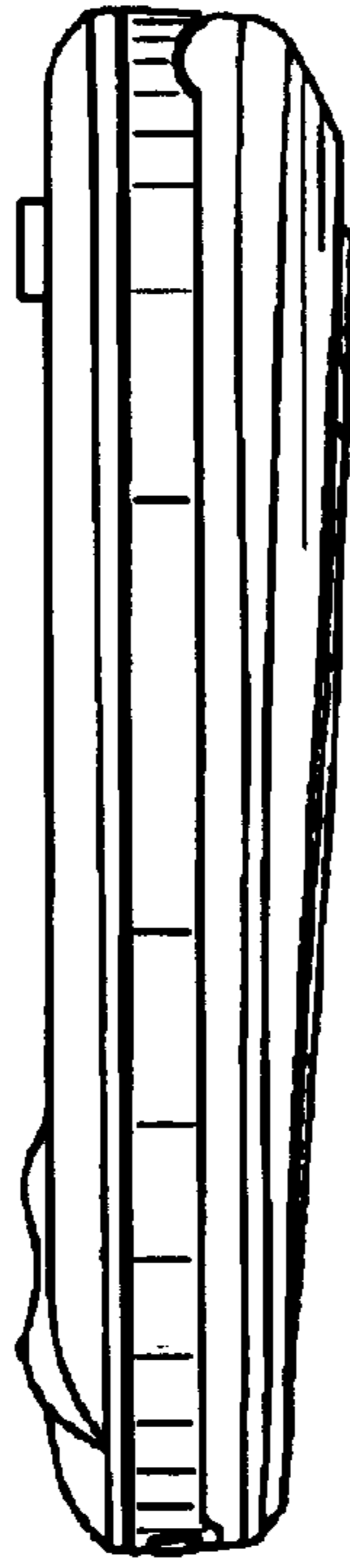


Fig 3

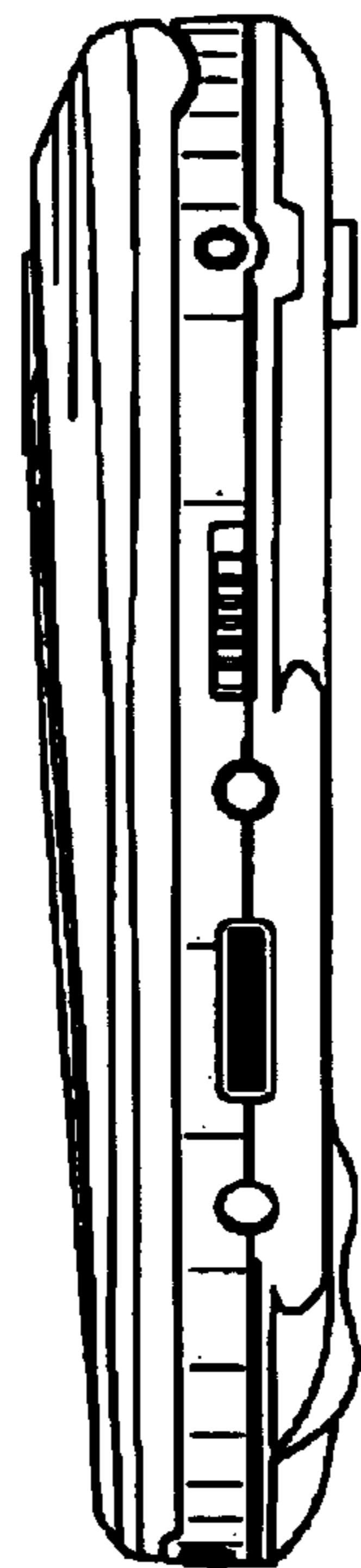


Fig 4

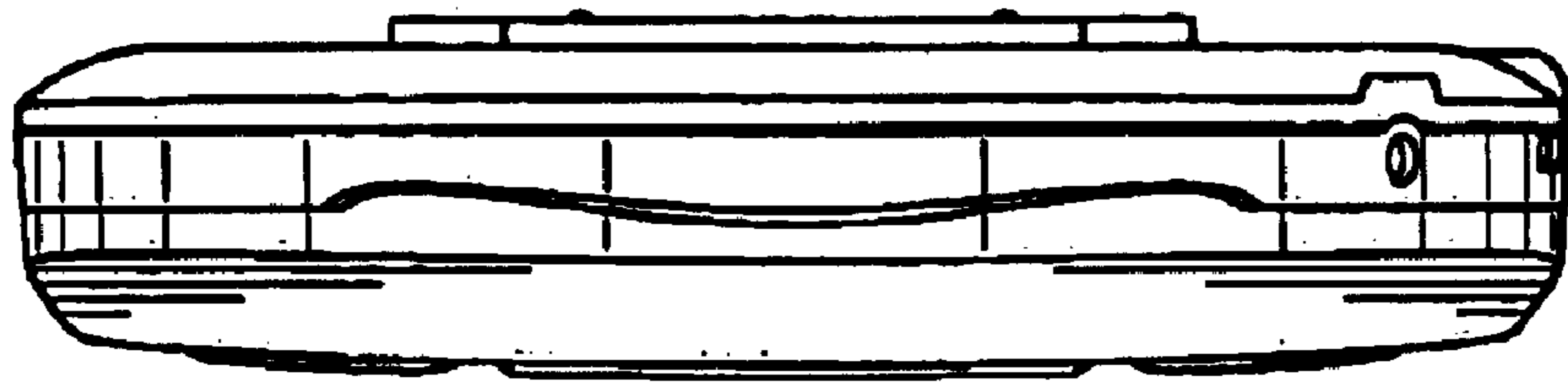


Fig 5

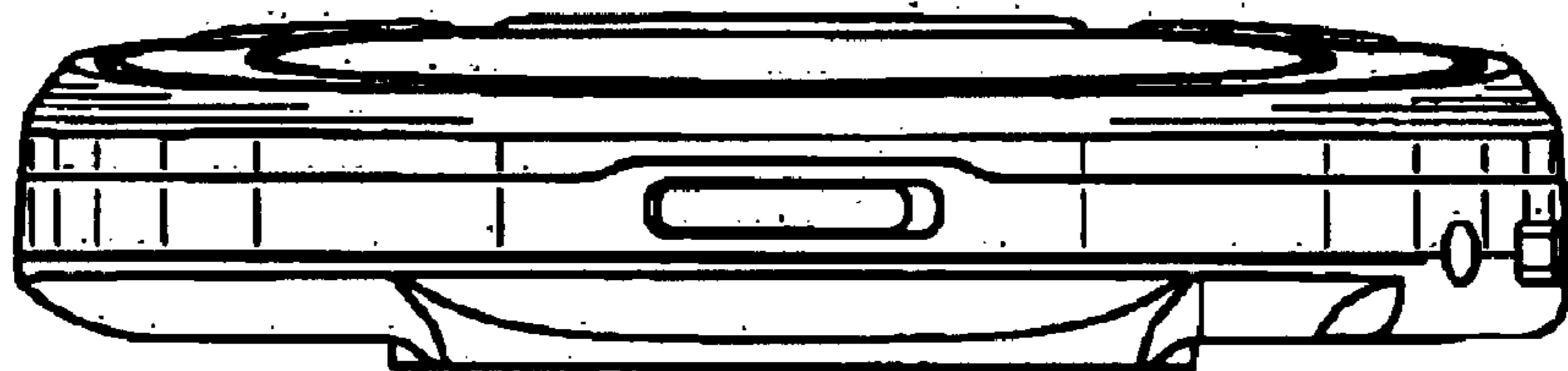


Fig 6