



US00D491548S

(12) **United States Design Patent**
Cho

(10) **Patent No.:** **US D491,548 S**

(45) **Date of Patent:** **** Jun. 15, 2004**

(54) **MOBILE PHONE**

(75) **Inventor:** **Yoo Seok Cho, Kyunggi-do (KR)**

(73) **Assignee:** **LG Electronics Inc., Seoul (KR)**

(**) **Term:** **14 Years**

(21) **Appl. No.:** **29/192,638**

(22) **Filed:** **Oct. 29, 2003**

(30) **Foreign Application Priority Data**

Apr. 30, 2003 (KR) 30-2003-0012117

(51) **LOC (7) Cl.** **14-03**

(52) **U.S. Cl.** **D14/138**

(58) **Field of Search** D14/137, 138,
D14/218, 147-148, 247-248, 144, 341-347;
379/433.01-433.13, 419, 434, 428.01-428.04,
420.01-420.04, 440; 455/550.1-90.3; D21/517;
D13/168; D18/2, 7; 345/168, 169

(56) **References Cited**

U.S. PATENT DOCUMENTS

D402,291 S	*	12/1998	Scalisi et al.	D14/191
D419,991 S	*	2/2000	Park	D14/138
D428,403 S	*	7/2000	Hyun	D14/138
D429,707 S	*	8/2000	Park	D14/138
D439,571 S	*	3/2001	Hyun	D14/138
D445,410 S	*	7/2001	Yoo et al.	D14/138
D445,411 S	*	7/2001	Kim et al.	D14/138
D445,771 S	*	7/2001	Kim	D14/138
D449,284 S	*	10/2001	Kim et al.	D14/138
D451,485 S	*	12/2001	Moss	D14/138
D455,135 S	*	4/2002	Hyun	D14/138
D455,414 S	*	4/2002	Lee et al.	D14/138

D456,792 S	*	5/2002	Lee et al.	D14/138
D458,594 S	*	6/2002	Jang	D14/138
D459,330 S	*	6/2002	Suzuki et al.	D14/138
D465,466 S	*	11/2002	Hyun	D14/138
D468,282 S	*	1/2003	Chen	D14/138
D468,713 S	*	1/2003	Lee et al.	D14/138
D469,070 S	*	1/2003	Lee	D14/138
D475,689 S	*	6/2003	Shimazu et al.	D14/138
D477,295 S	*	7/2003	Chung	D14/138
D477,581 S	*	7/2003	Iijima et al.	D14/138
D481,696 S	*	11/2003	Wei et al.	D14/138
D484,479 S	*	12/2003	Park	D14/138
2003/0096582 A1	*	5/2003	Kim	455/90

FOREIGN PATENT DOCUMENTS

JP 1185425 S * 9/2003

* cited by examiner

Primary Examiner—Jeffrey Asch

(74) *Attorney, Agent, or Firm*—Birch, Stewart, Kolasch & Birch, LLP

(57) **CLAIM**

The ornamental design for mobile phone, as shown and described.

DESCRIPTION

FIG. 1 is a perspective view of the mobile phone;
FIG. 2 is a front view thereof;
FIG. 3 is a rear view thereof;
FIG. 4 is a left side view thereof;
FIG. 5 is a right side view thereof;
FIG. 6 is a top plan view thereof; and,
FIG. 7 is a bottom plan view thereof.

1 Claim, 4 Drawing Sheets

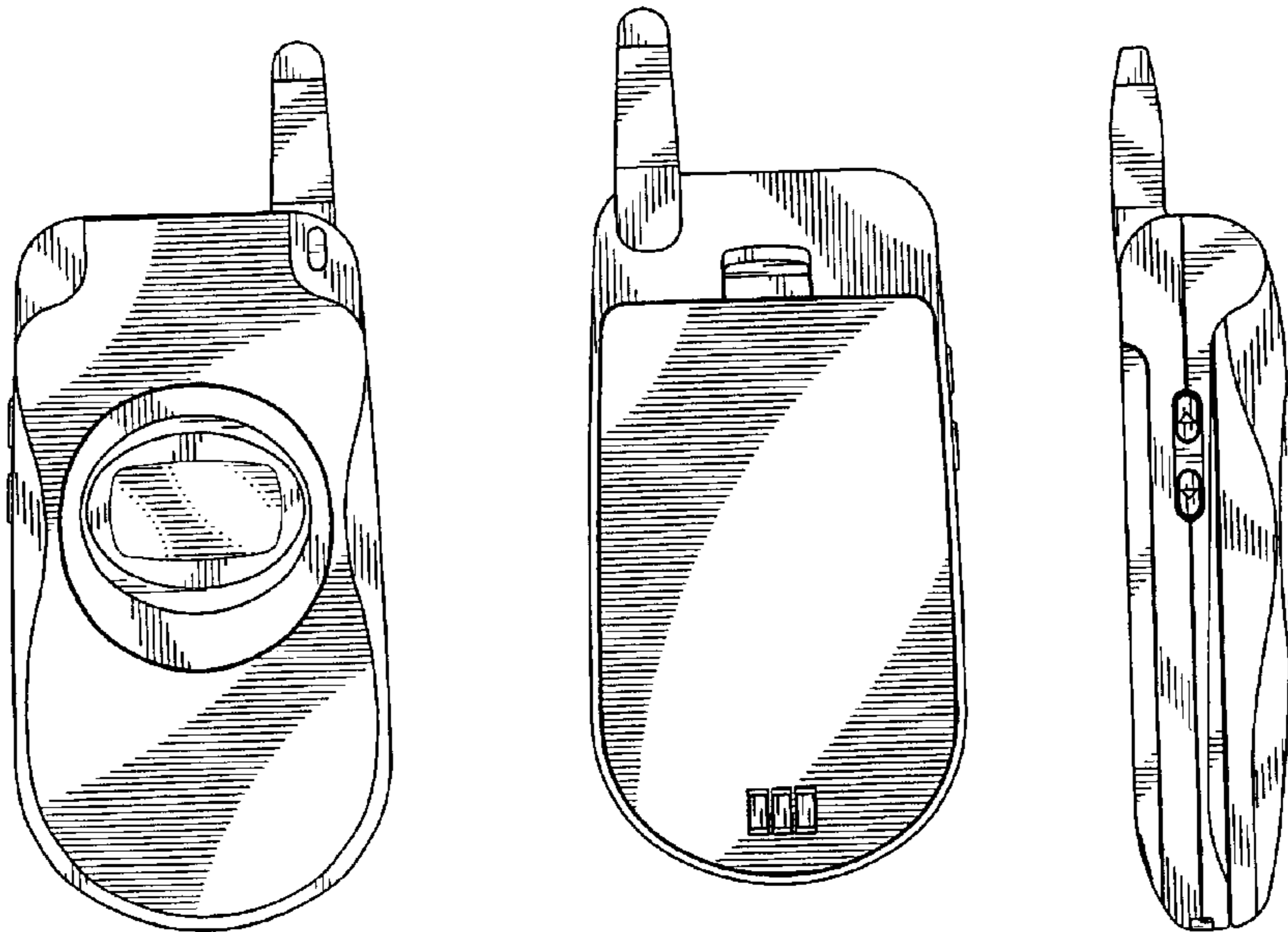


FIG. 1

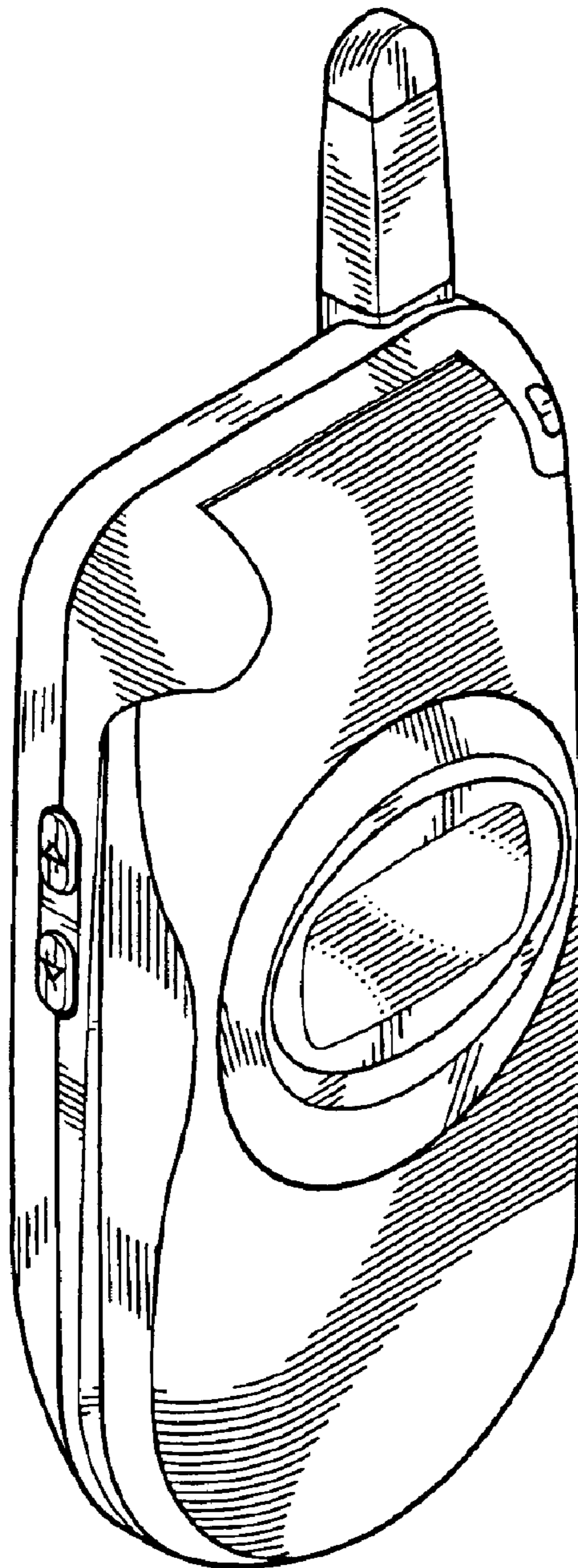


FIG. 2

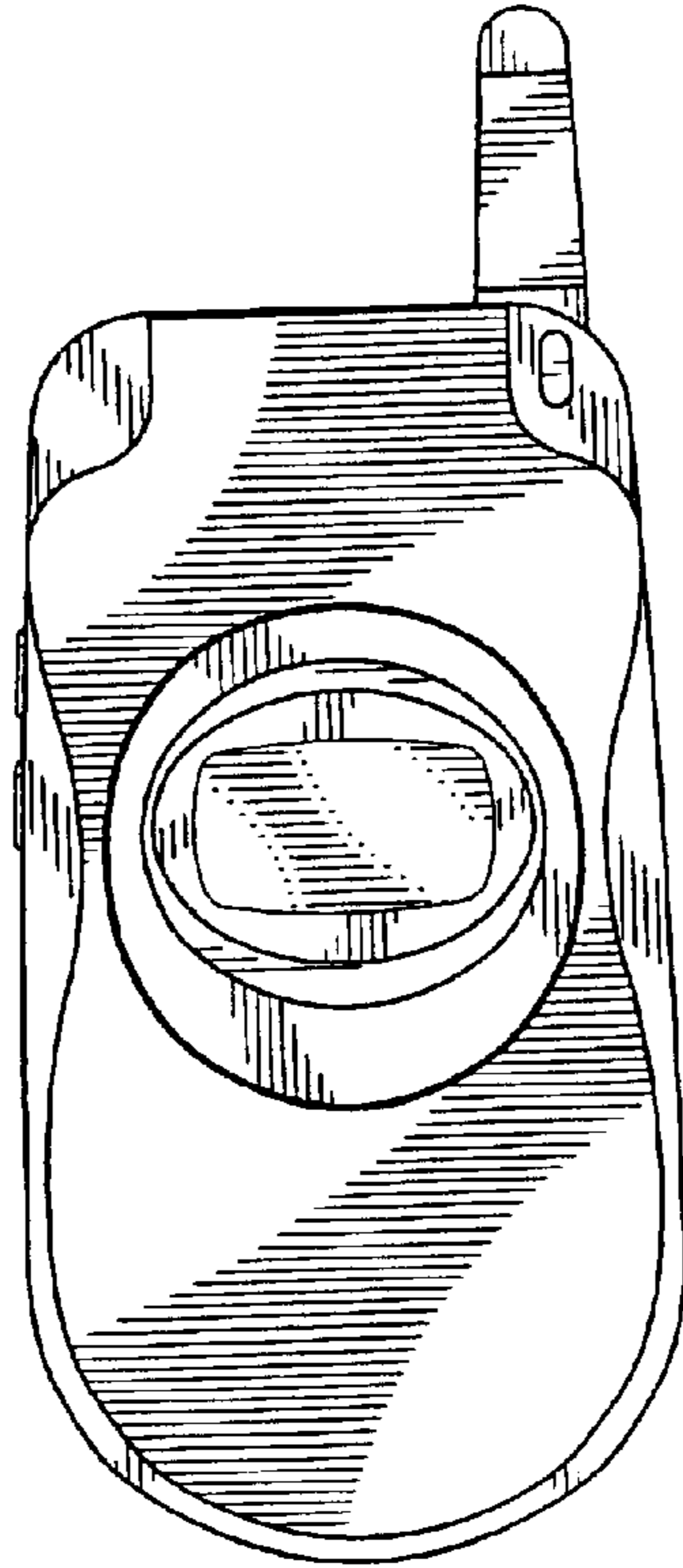


FIG. 3




FIG. 4

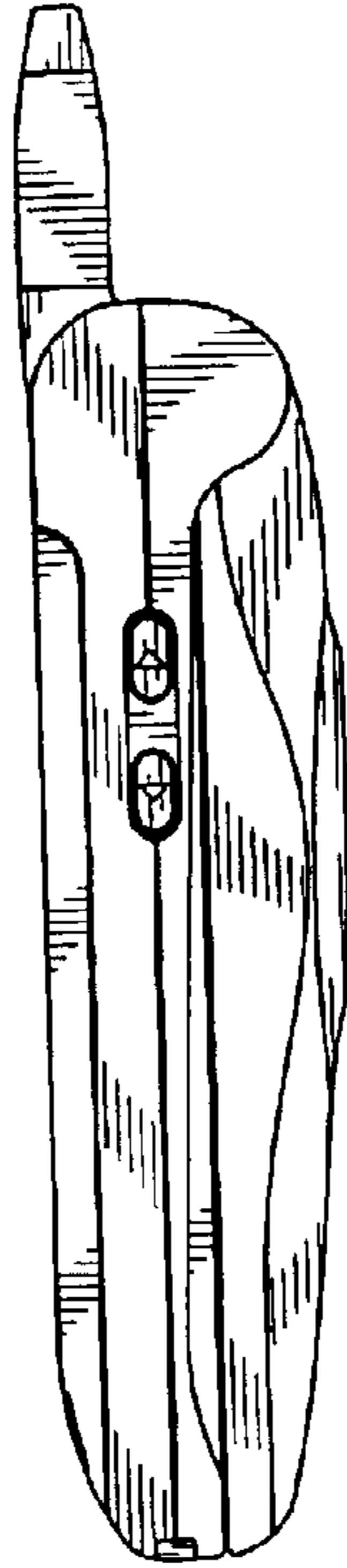


FIG. 5

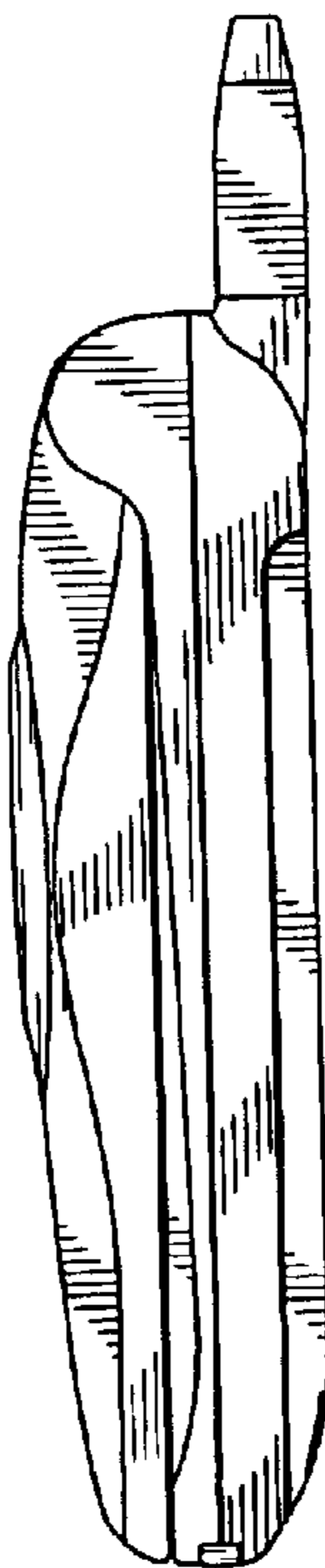


FIG. 6

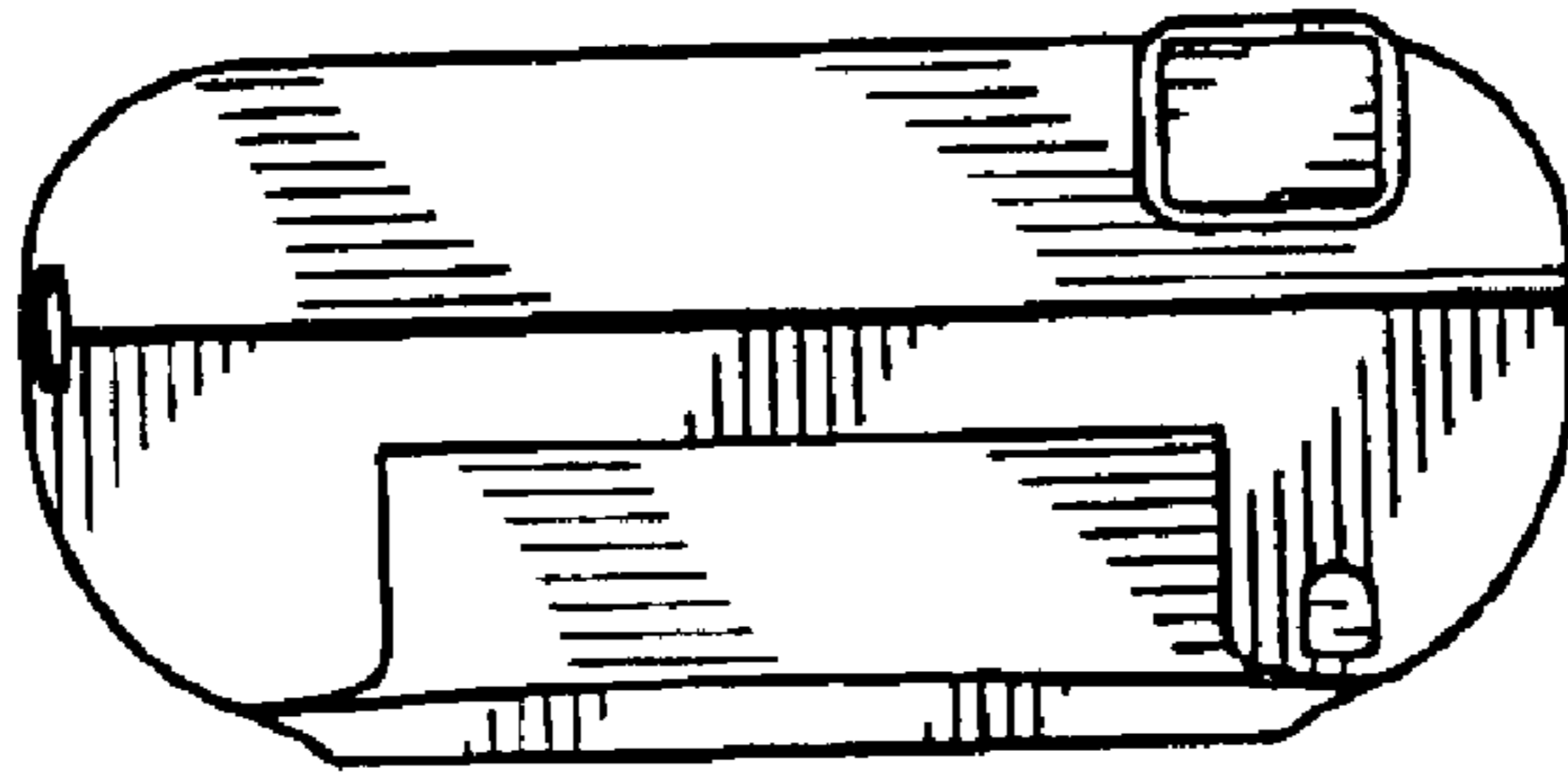


FIG. 7

