



US00D491547S

(12) **United States Design Patent**  
**Cho**

(10) **Patent No.:** **US D491,547 S**

(45) **Date of Patent:** **\*\* Jun. 15, 2004**

(54) **MOBILE PHONE**

(75) **Inventor:** **Yoo Seok Cho, Kyunggi-do (KR)**

(73) **Assignee:** **LG Electronics Inc., Seoul (KR)**

(\*\*) **Term:** **14 Years**

(21) **Appl. No.:** **29/192,280**

(22) **Filed:** **Oct. 23, 2003**

(30) **Foreign Application Priority Data**

Apr. 26, 2003 (KR) ..... 2003-0011645

(51) **LOC (7) Cl.** ..... **14-03**

(52) **U.S. Cl.** ..... **D14/138**

(58) **Field of Search** ..... D14/137, 138,  
D14/218, 147-148, 247-248, 144, 341-347;  
379/433.01-433.13, 419, 434, 428.01-428.04,  
420.01-420.04, 440; 455/550.1-90.3; D21/517;  
D13/168; D18/2, 7; 345/168, 169

(56) **References Cited**

**U.S. PATENT DOCUMENTS**

D345,158 S	*	3/1994	Namba et al.	.....	D14/138
D408,402 S	*	4/1999	Shimelfarb et al.	.....	D14/138
D427,429 S	*	7/2000	Rains	.....	D3/215
D445,412 S	*	7/2001	Lee et al.	.....	D14/138
D458,594 S	*	6/2002	Jang	.....	D14/138
D465,466 S	*	11/2002	Hyun	.....	D14/138
D475,688 S	*	6/2003	Pierce et al.	.....	D14/138
D476,968 S	*	7/2003	Yokoyama	.....	D14/138

D477,295 S	*	7/2003	Chung	.....	D14/138
D477,296 S	*	7/2003	Minamide	.....	D14/138
D477,581 S	*	7/2003	Lijima et al.	.....	D14/138
D481,696 S	*	11/2003	Wei et al	.....	D14/138
D483,342 S	*	12/2003	Lee et al.	.....	D14/138
D484,863 S	*	1/2004	Chan	.....	D14/138
D485,248 S	*	1/2004	Ogawa	.....	D14/138
2001/0011029 A1	*	8/2001	Iwabuchi et al.	.....	455/566
2002/0197965 A1	*	12/2002	Peng	.....	455/90
2003/0125079 A1	*	7/2003	Park et al.	.....	455/556

**FOREIGN PATENT DOCUMENTS**

JP 1153260 \* 9/2002

\* cited by examiner

*Primary Examiner*—Jeffrey Asch

(74) *Attorney, Agent, or Firm*—Birch, Stewart, Kolasch & Birch, LLP

(57) **CLAIM**

The ornamental design for mobile phone, as shown and described.

**DESCRIPTION**

FIG. 1 is a perspective view of the mobile phone;  
FIG. 2 is a front view thereof;  
FIG. 3 is a rear view thereof;  
FIG. 4 is a left side view thereof;  
FIG. 5 is a right side view thereof;  
FIG. 6 is a top plan view thereof; and,  
FIG. 7 is a bottom plan view thereof.

**1 Claim, 6 Drawing Sheets**

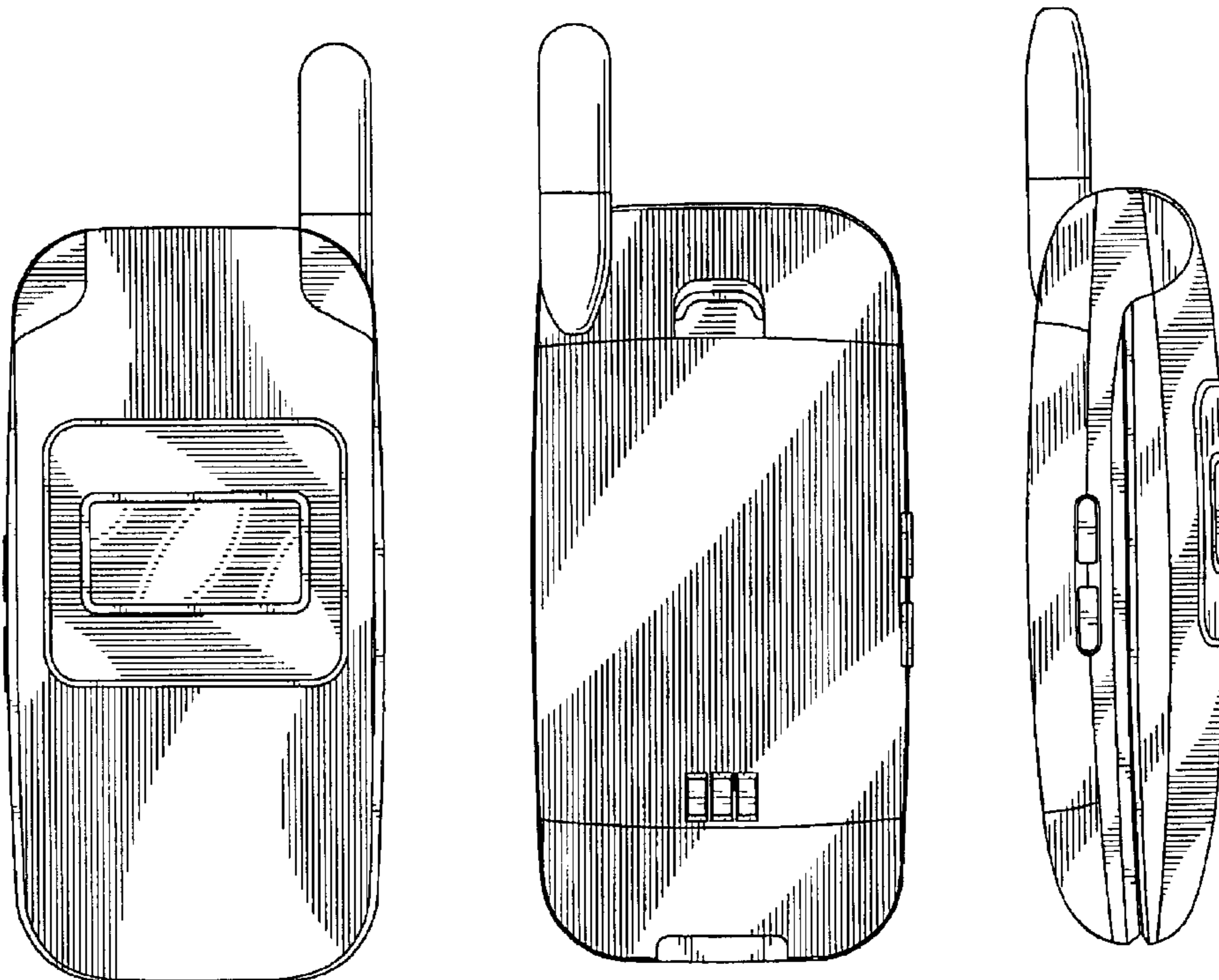


FIG. 1

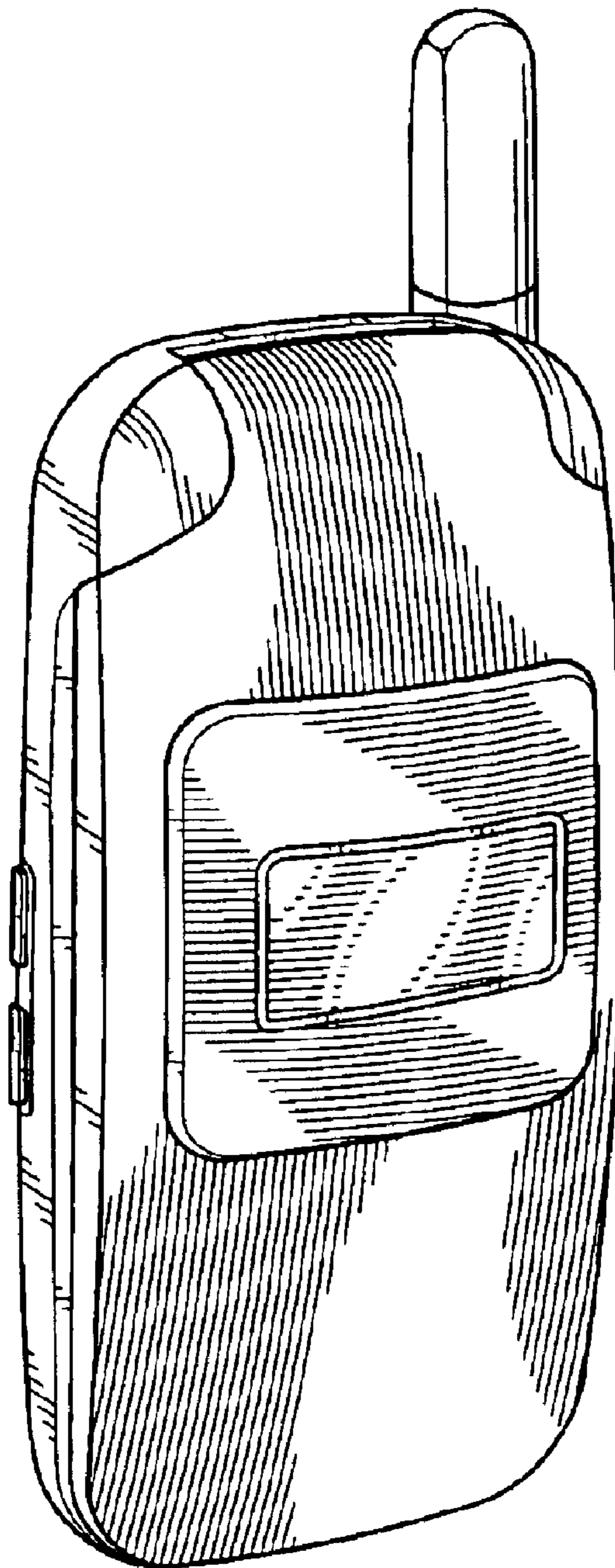


FIG. 2

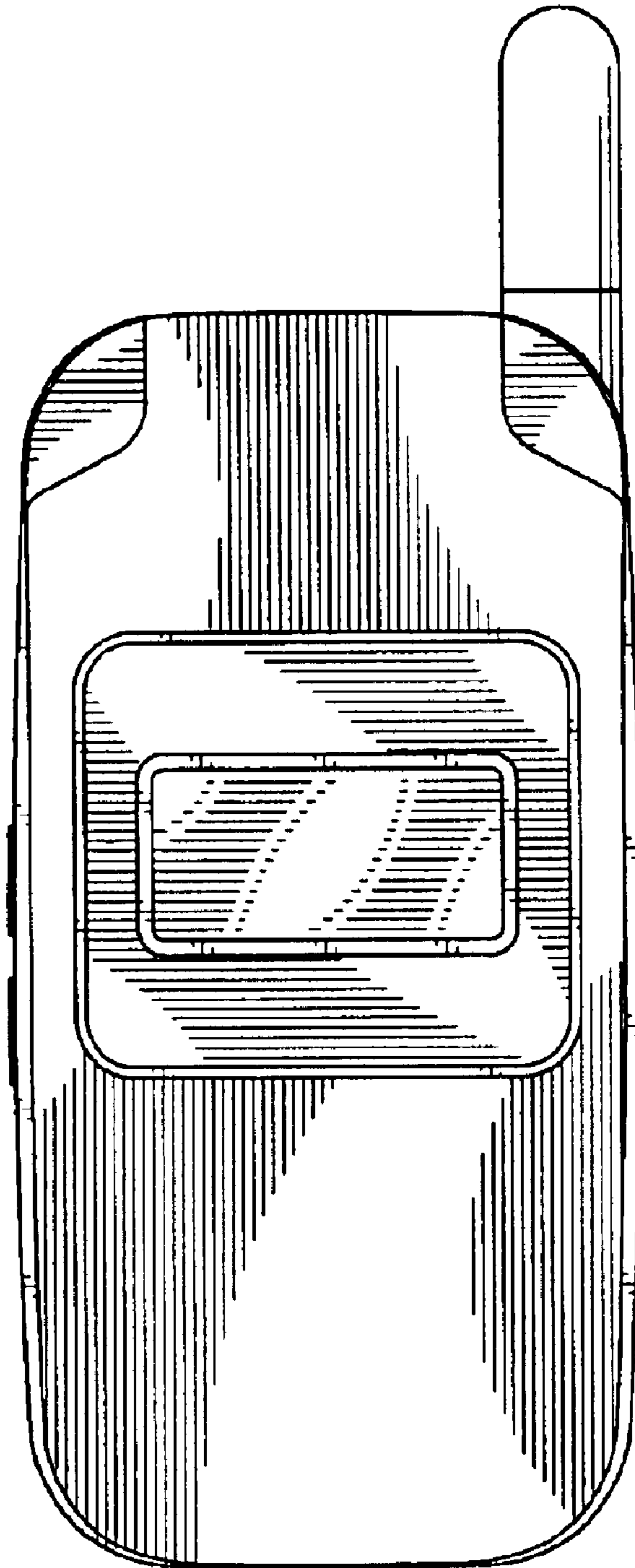


FIG. 3

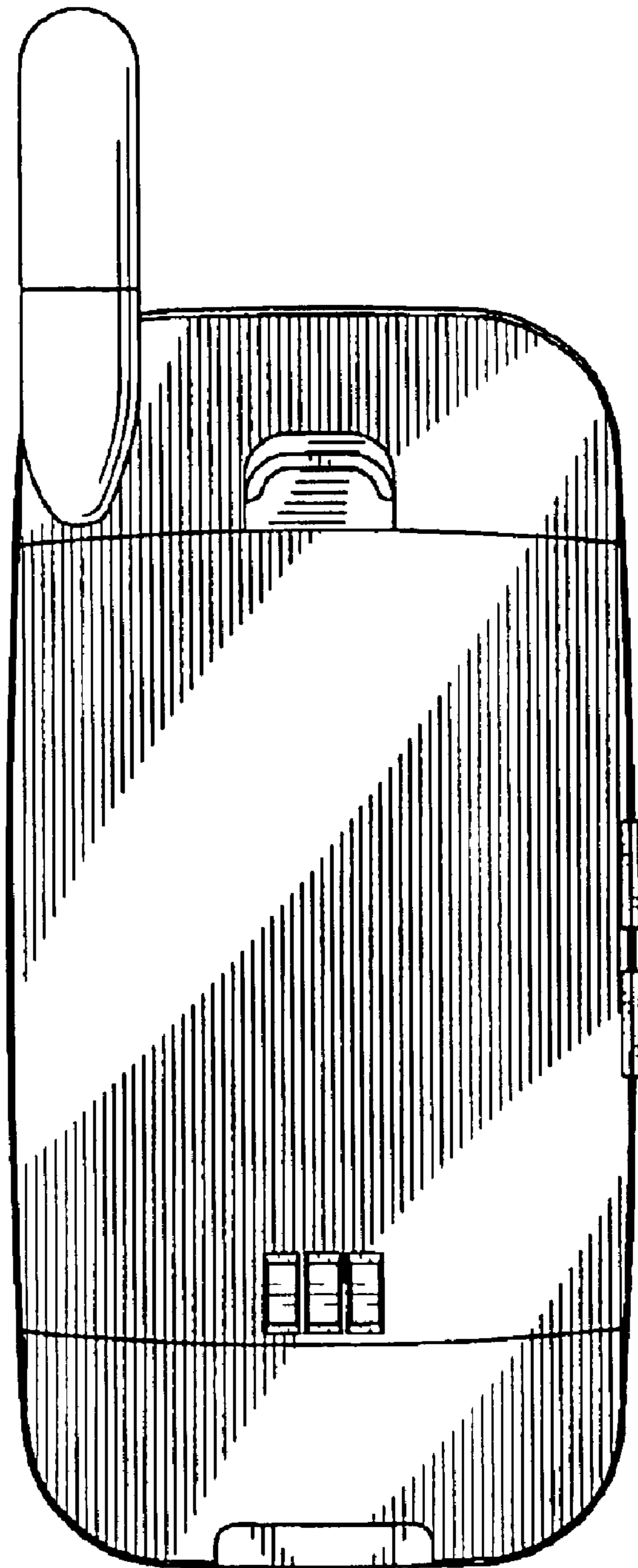


FIG. 4

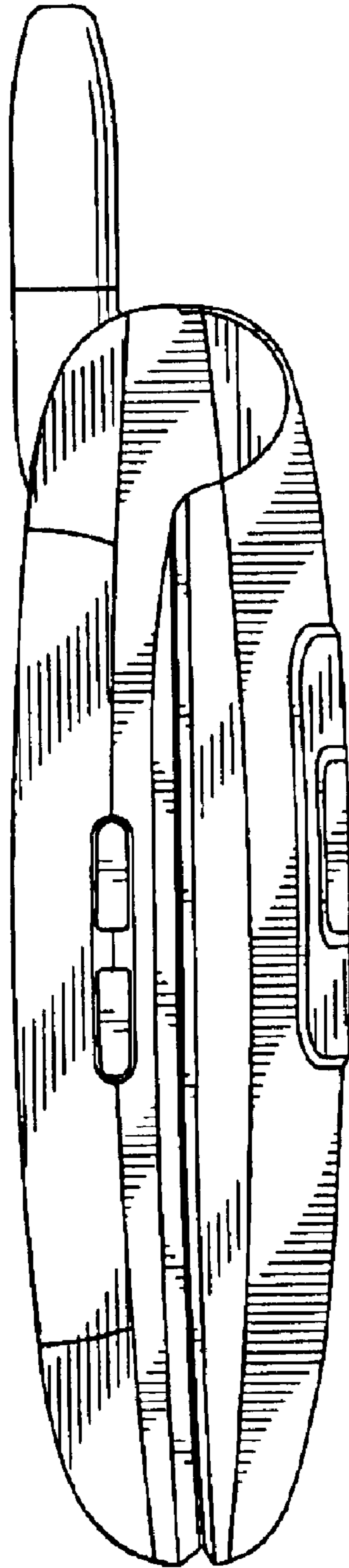


FIG. 5

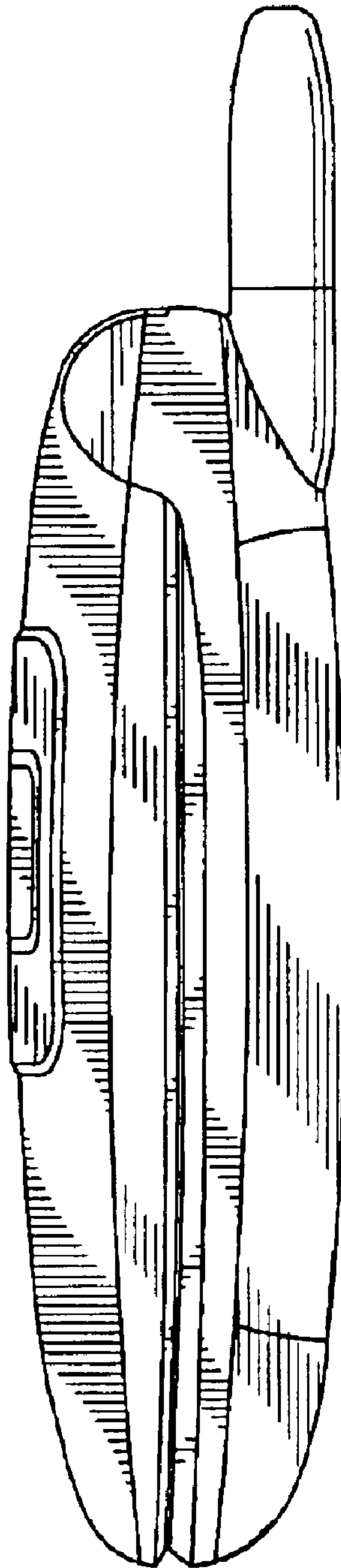


FIG. 6

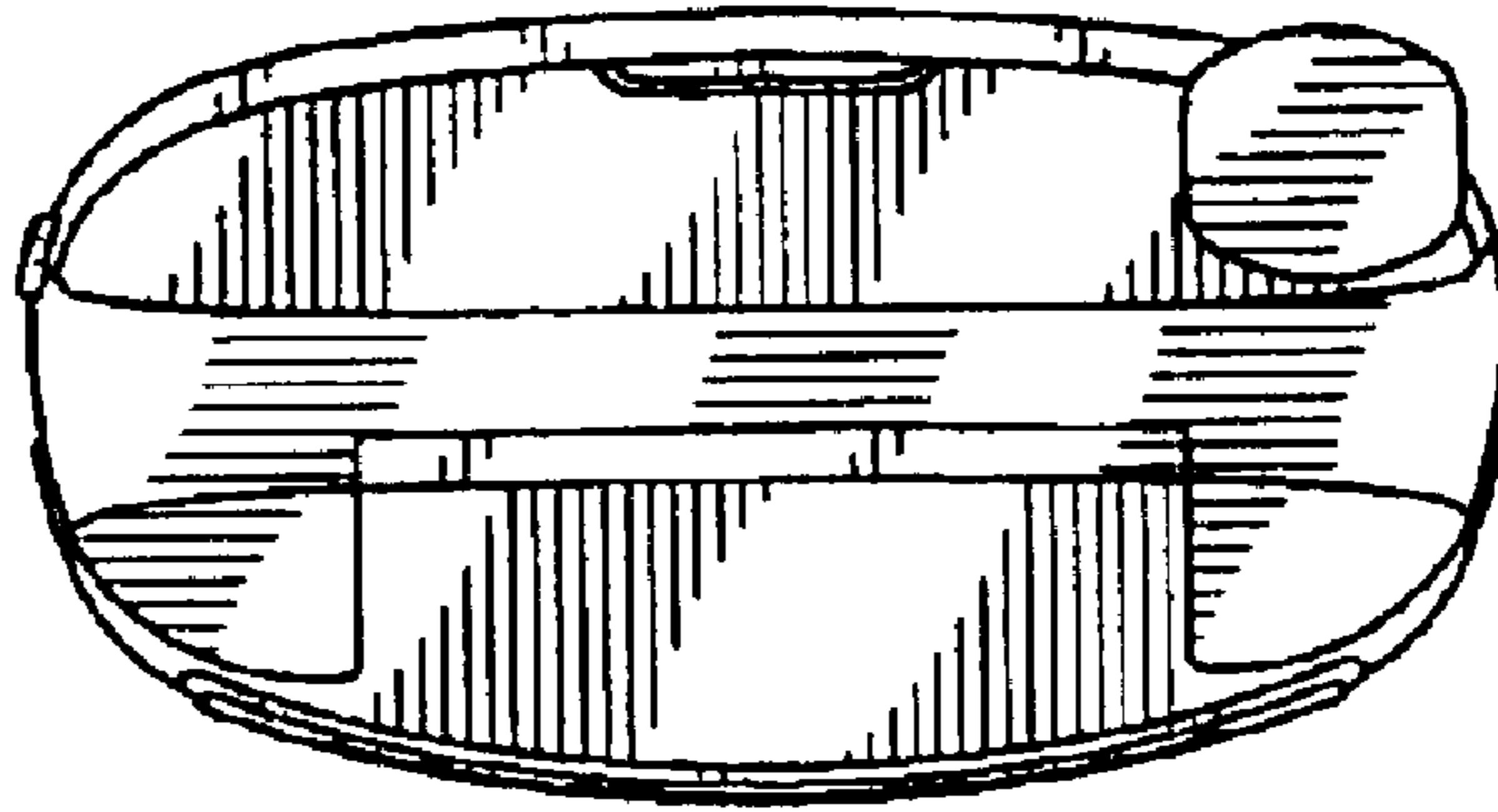


FIG. 7

