



US00D491545S

(12) **United States Design Patent**
Widiaman et al.

(10) **Patent No.:** **US D491,545 S**

(45) **Date of Patent:** **** Jun. 15, 2004**

(54) **HEADSET**

(75) **Inventors:** **Rudy Widiaman**, Woodland Hills, CA
(US); **Duncan Burns**, Tarzana, CA
(US)

(73) **Assignee:** **Nokia Corporation**, Espoo (FI)

(**) **Term:** **14 Years**

(21) **Appl. No.:** **29/182,428**

(22) **Filed:** **May 28, 2003**

(51) **LOC (7) Cl.** **14-03**

(52) **U.S. Cl.** **D14/138**

(58) **Field of Search** D14/137, 138,
D14/218, 147-148, 247-248, 144, 341-347;
379/433.01-433.13, 419, 434, 428.01-428.04,
420.01-420.04, 440; 455/550.1-90.3; D21/517;
D13/168; D18/2, 7; 345/168, 169

(56) **References Cited**

U.S. PATENT DOCUMENTS

5,386,084 A	1/1995	Risko	174/52.3
D356,563 S	3/1995	Berry	D14/138
D376,989 S	* 12/1996	McCain	D10/78
D395,889 S	7/1998	Gerba et al.	D14/218
D406,779 S	3/1999	Pinardi et al.	D10/104
D411,539 S	6/1999	Nagai et al.	D14/218
D420,351 S	2/2000	Waldner	D14/138
6,058,293 A	5/2000	Phillips	455/575.1
D427,090 S	* 6/2000	Washburn et al.	D10/78
D441,745 S	* 5/2001	Yabusaki	D14/247
D445,102 S	* 7/2001	Lai	D14/138
D454,549 S	* 3/2002	Vuolteenaho et al.	D14/138
D459,712 S	* 7/2002	Langford	D14/138

D470,467 S	* 2/2003	Maruska et al.	D14/138
D473,809 S	* 4/2003	Disch	D10/78
D474,166 S	5/2003	Burns et al.	D14/138
D474,167 S	5/2003	Lee et al.	D14/138
6,590,566 B2	* 7/2003	Abe	345/168
D478,883 S	* 8/2003	Jensfelt et al.	D14/138
D479,514 S	* 9/2003	Chan	D14/138
D481,690 S	11/2003	Salmi	D14/138
D481,694 S	* 11/2003	Dalby et al.	D14/138
D484,475 S	* 12/2003	Sheu	D14/138
D484,477 S	12/2003	Salmi	D14/138

FOREIGN PATENT DOCUMENTS

WO	DM/061216	* 10/2001	14/3
WO	DM 064 133	9/2003	

* cited by examiner

Primary Examiner—Jeffrey Asch

(74) *Attorney, Agent, or Firm*—Banner & Witcoff, Ltd.

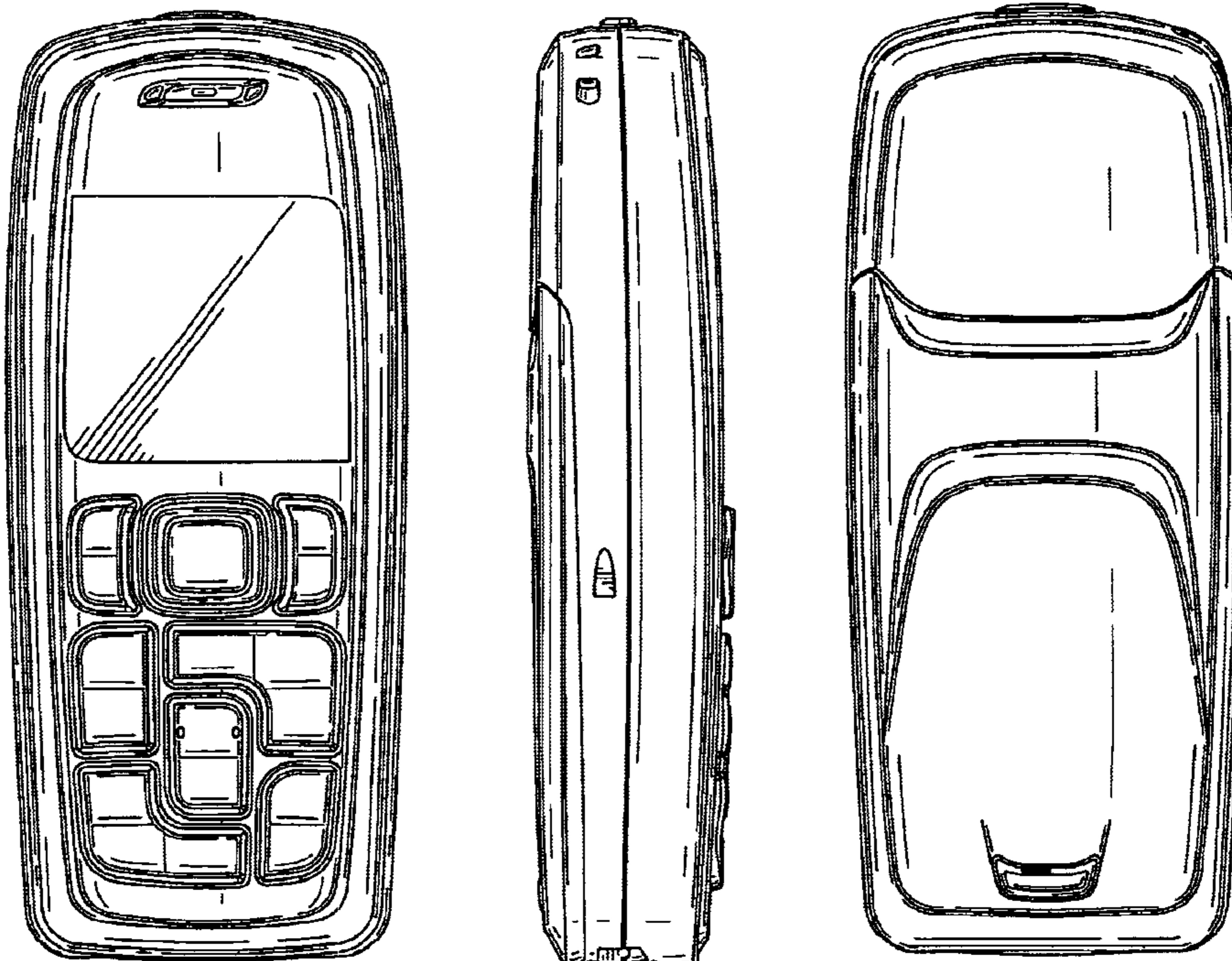
(57) **CLAIM**

The ornamental design for a handset, as shown and described.

DESCRIPTION

FIG. 1 is a bottom plan view of a handset showing our new design;
FIG. 2 is a right side view thereof;
FIG. 3 is a front view thereof;
FIG. 4 is a left side view thereof;
FIG. 5 is a top plan view thereof;
FIG. 6 is a perspective front view thereof;
FIG. 7 is a perspective rear view thereof; and,
FIG. 8 is a rear view thereof.

1 Claim, 5 Drawing Sheets



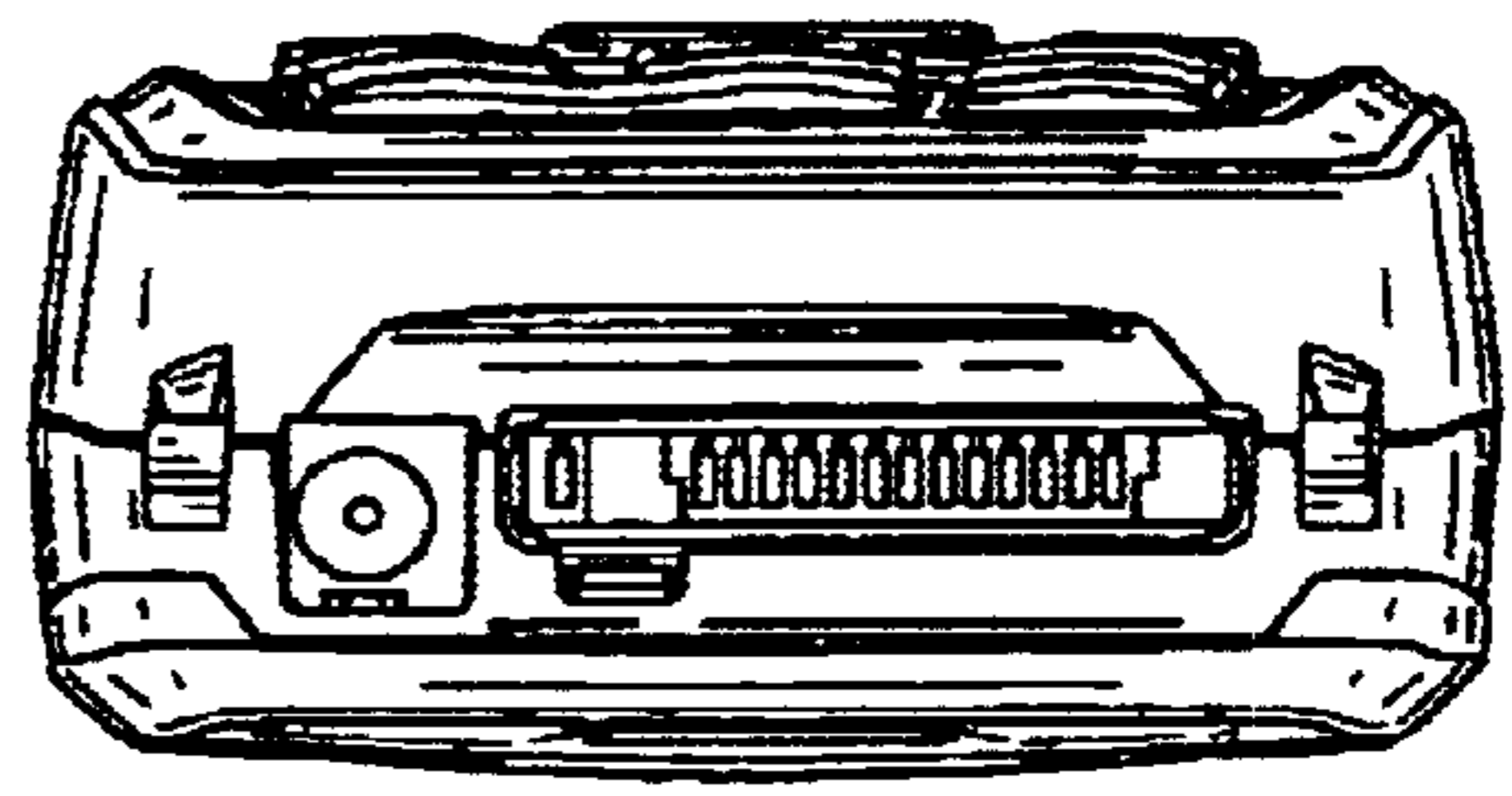


FIG. 1

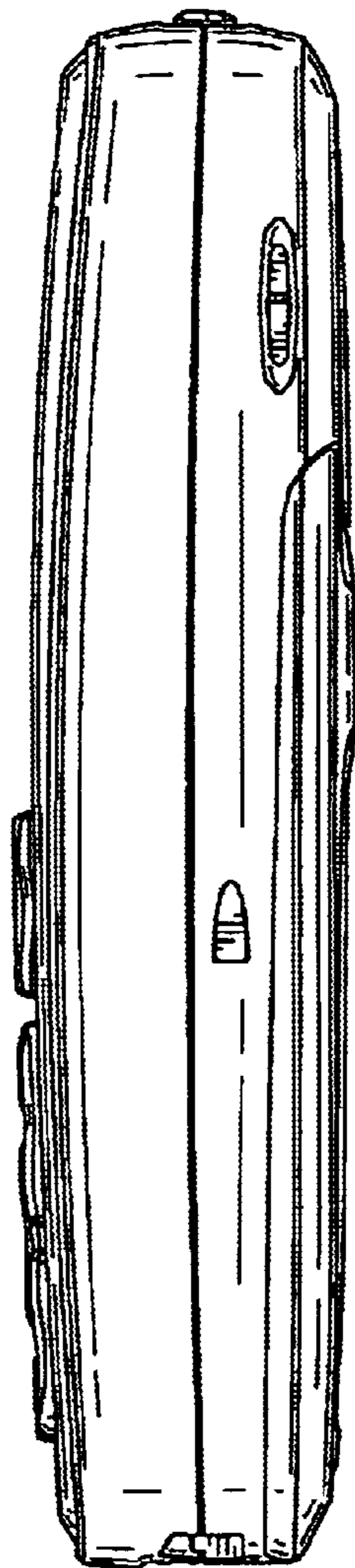


FIG. 2

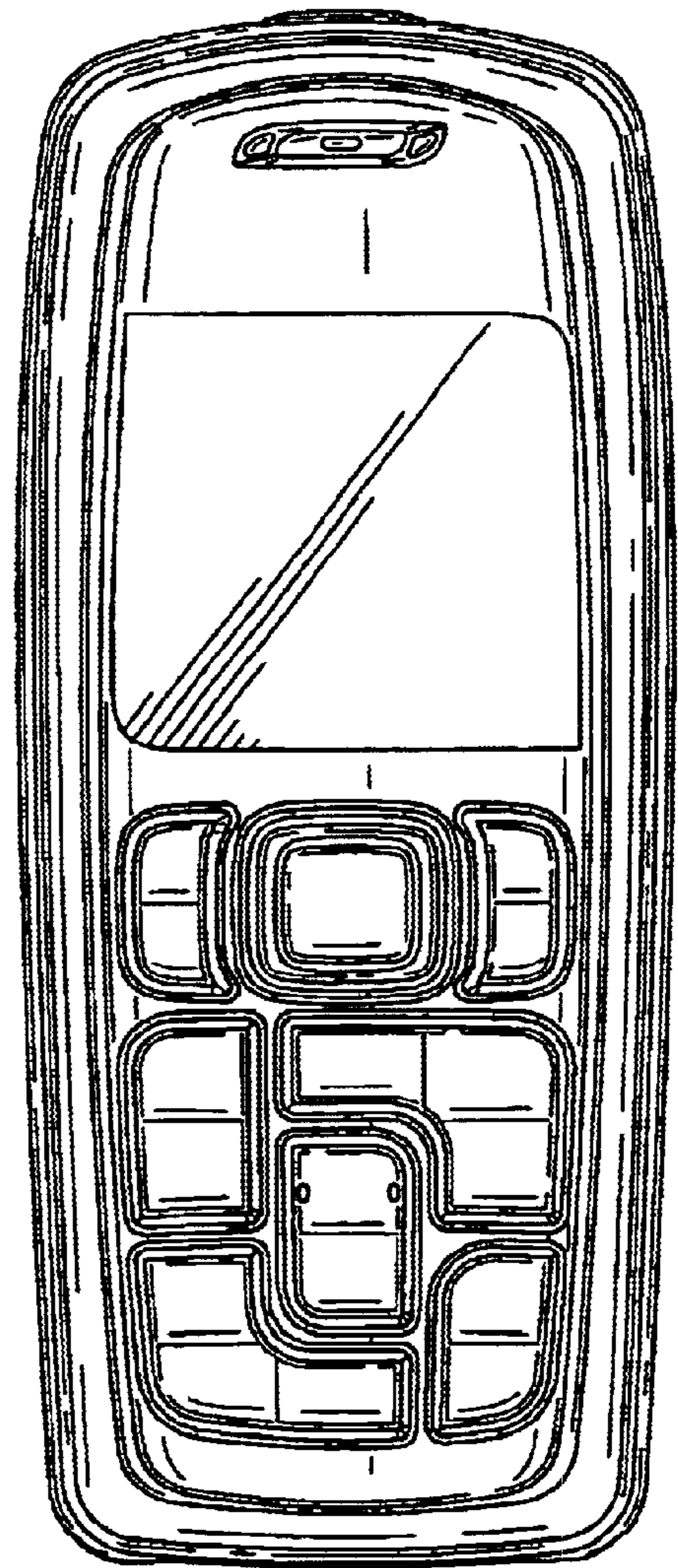


FIG. 3

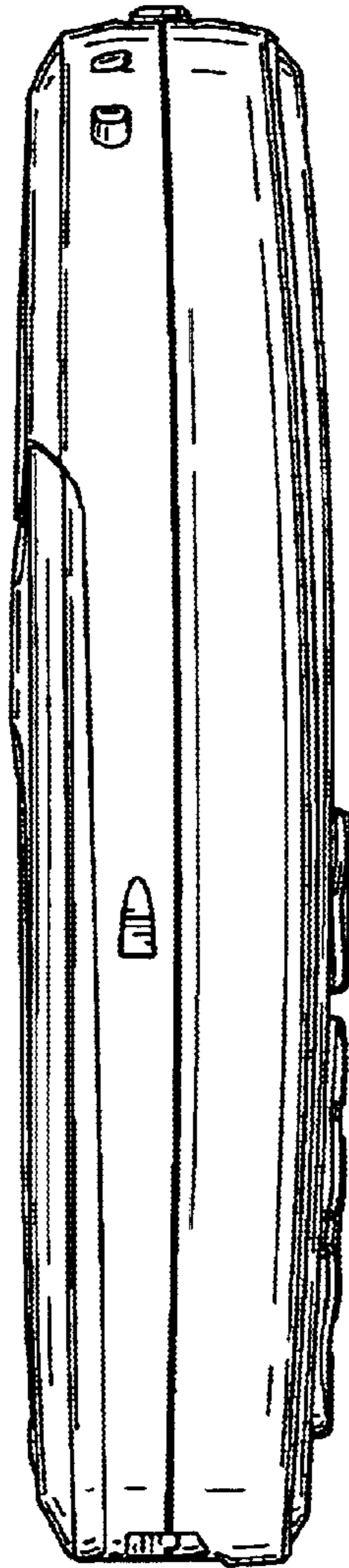


FIG. 4

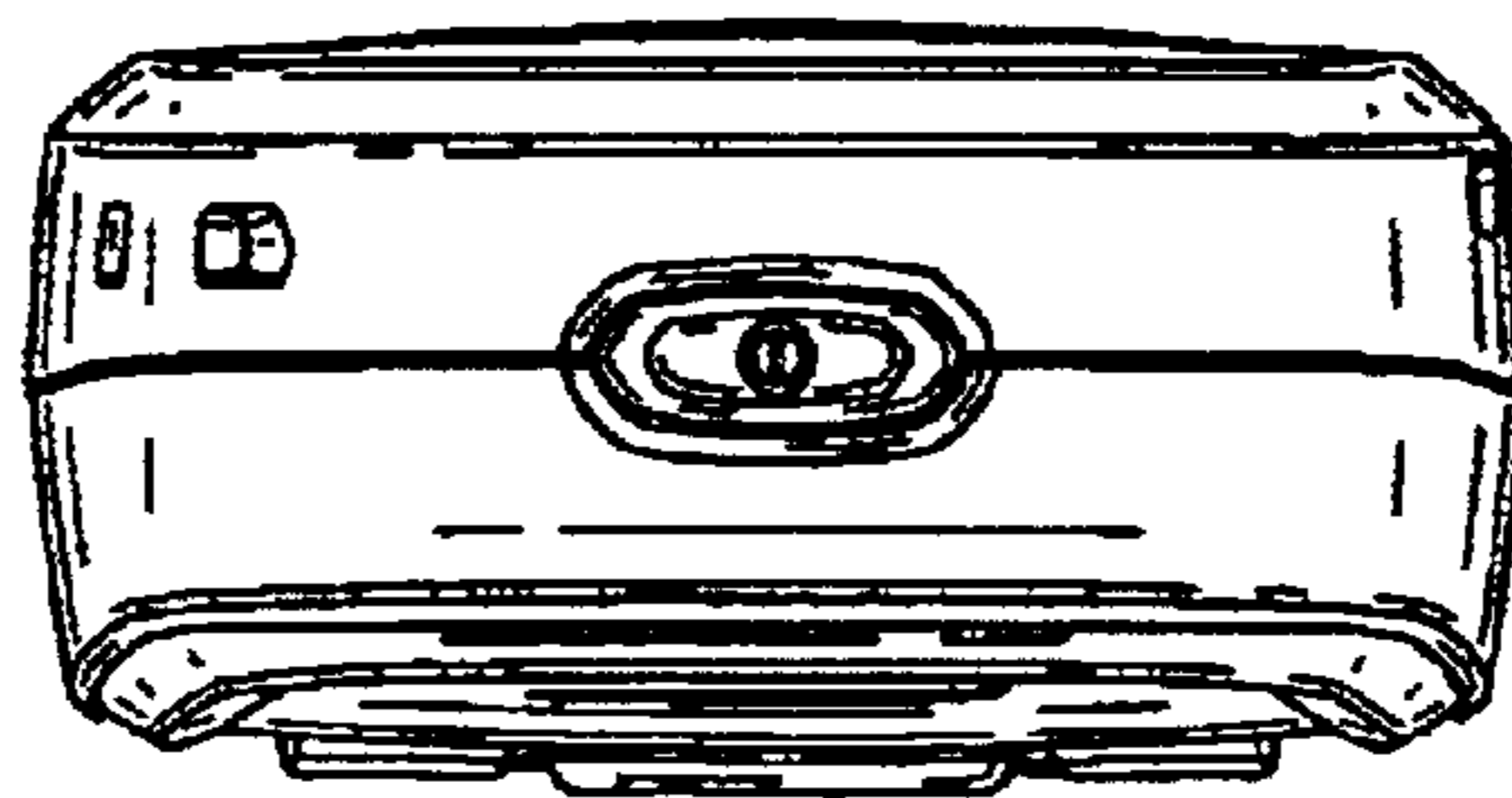


FIG. 5

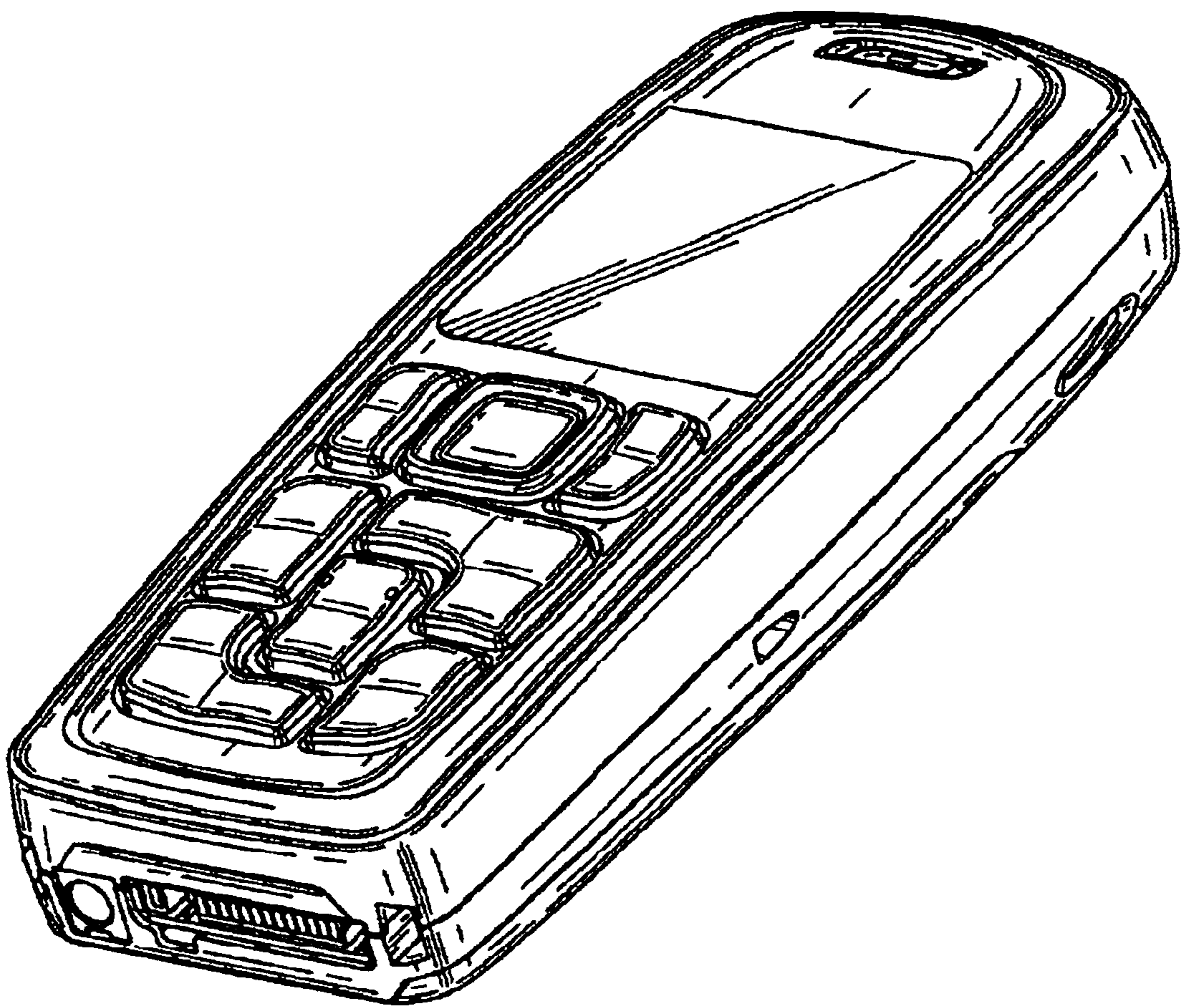


FIG. 6

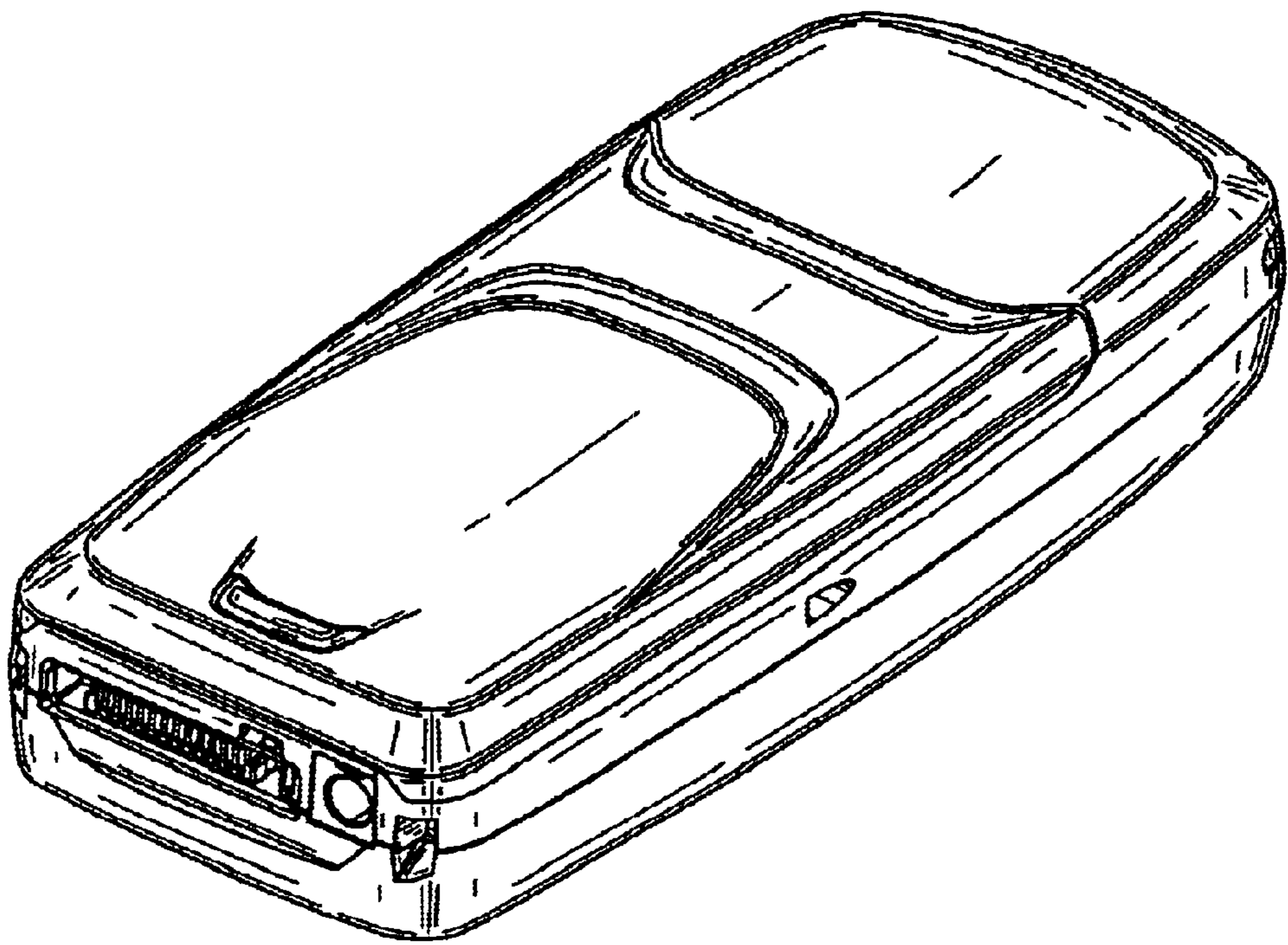


FIG. 7

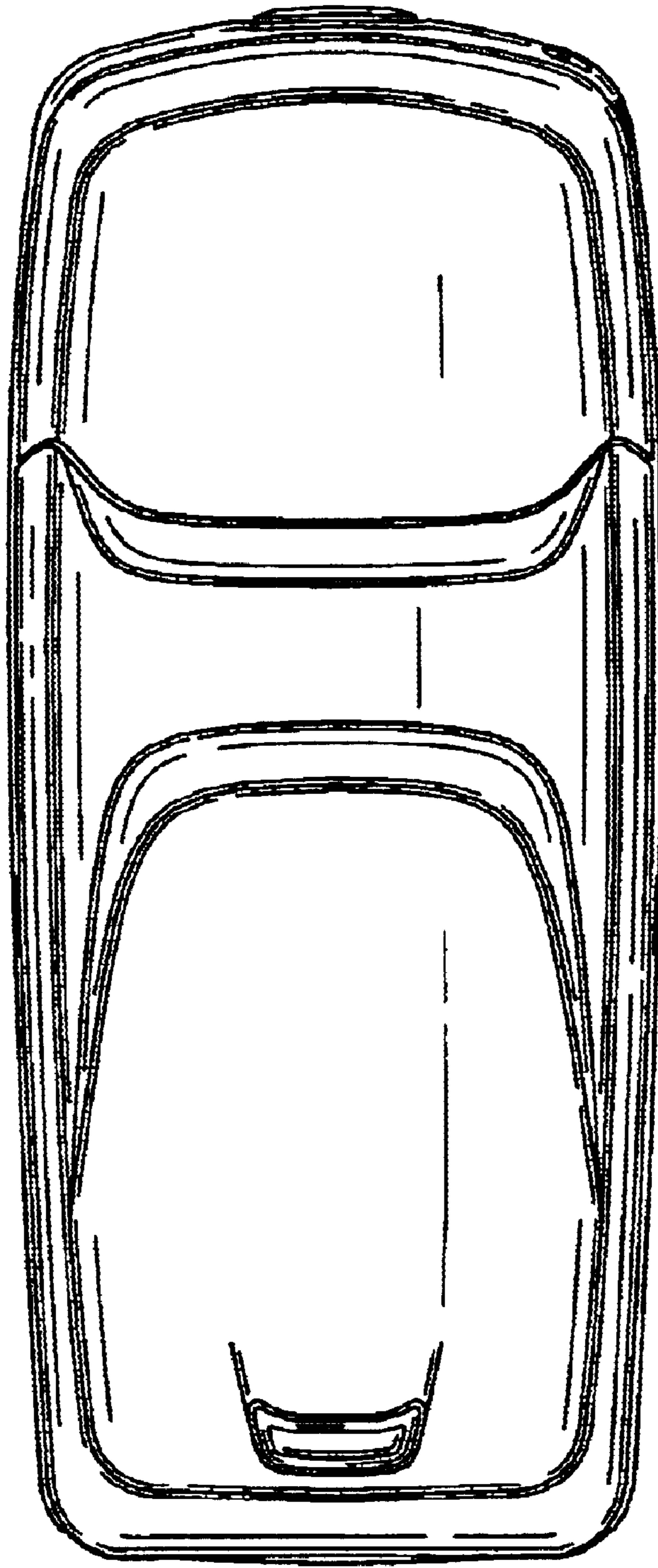


FIG. 8

UNITED STATES PATENT AND TRADEMARK OFFICE
CERTIFICATE OF CORRECTION

PATENT NO. : Des. 491,545 S
DATED : June 15, 2004
INVENTOR(S) : Rudy Widiaman et al.

Page 1 of 1

It is certified that error appears in the above-identified patent and that said Letters Patent is hereby corrected as shown below:

Title page,
Item [54], Title, "HEADSET", has been replace with, -- HANDSET --

Signed and Sealed this

Seventh Day of December, 2004

A handwritten signature in black ink that reads "Jon W. Dudas". The signature is written in a cursive style with a large, looped initial "J".

JON W. DUDAS
Director of the United States Patent and Trademark Office