



US00D491516S

(12) **United States Design Patent**
Miller et al.

(10) **Patent No.:** **US D491,516 S**

(45) **Date of Patent:** **** Jun. 15, 2004**

(54) **TIRE TREAD**

D456,764 S * 5/2002 Heinen et al. D12/551
D472,515 S * 4/2003 Hutz et al. D12/551

(75) Inventors: **Craig David Miller**, Copley, OH (US);
David Charles Poling, Uniontown, OH
(US); **Charles Kenneth Schmalix**,
Canal Fulton, OH (US)

* cited by examiner

Primary Examiner—Robert M. Spear
(74) *Attorney, Agent, or Firm*—David L. King; Richard B.
O’Planick

(73) Assignee: **The Goodyear Tire & Rubber
Company**, Akron, OH (US)

(57) **CLAIM**

(**) Term: **14 Years**

The ornamental design for a tire tread, as shown and
described.

(21) Appl. No.: **29/187,479**

DESCRIPTION

(22) Filed: **Aug. 1, 2003**

FIG. 1 is a perspective view of a tire tread showing our new
design, it being understood that the pattern repeats uni-
formly throughout the circumference of the tread;

(51) **LOC (7) Cl.** **12-15**

(52) **U.S. Cl.** **D12/553**

(58) **Field of Search** D12/546, 551–556,
D12/563–565, 567, 579, 581, 586–590,
599, 600–603, 900; 152/209.1–209.28

FIG. 2 is a front elevational view thereof;
FIG. 3 is a right side elevational view thereof; the opposite
side elevational view being a mirror image thereof; and,
FIG. 4 is an enlarged fragmentary front elevational view
thereof.

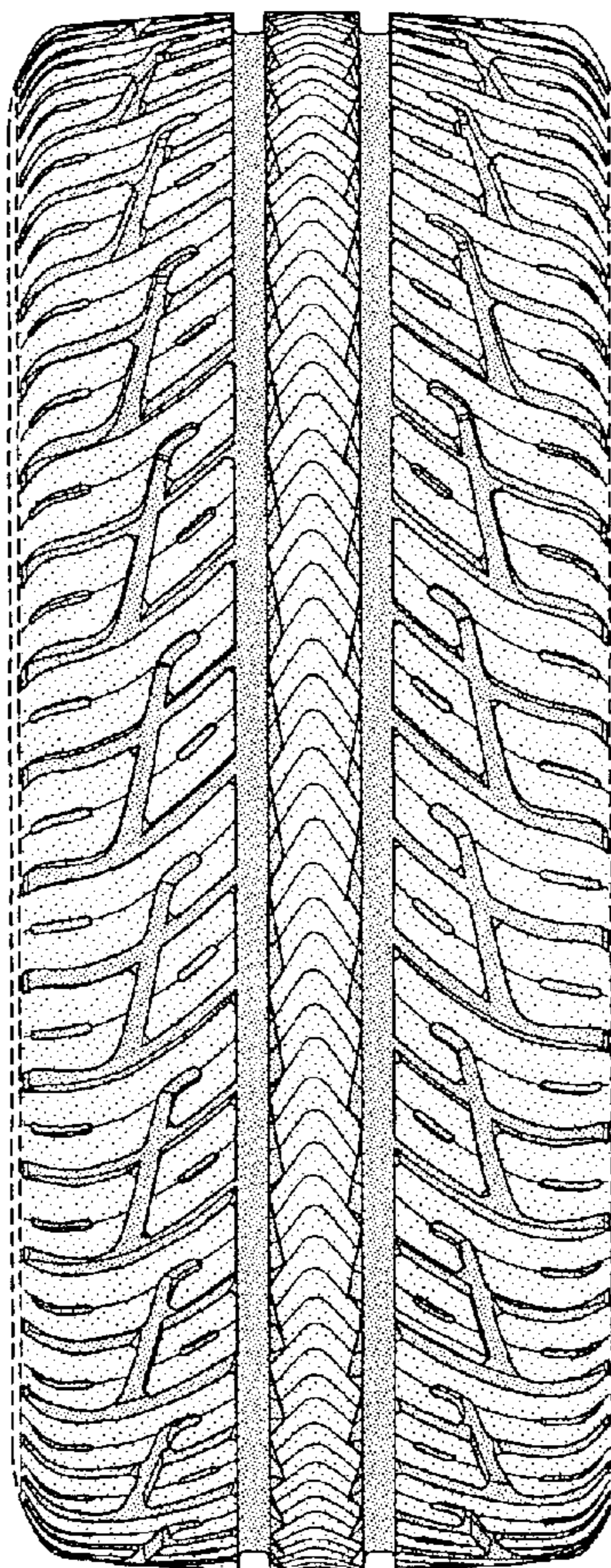
(56) **References Cited**

U.S. PATENT DOCUMENTS

D365,051 S * 12/1995 Brayer et al. D12/553
D451,866 S * 12/2001 Ratliff et al. D12/551
6,352,091 B1 * 3/2002 Hanya 152/209.2

In the drawings, the broken lines defining the sidewall, inner
bead and the peripheral boundary between the tire tread and
the sidewall are for illustrative purposes only and form no
part of the claimed design.

1 Claim, 4 Drawing Sheets



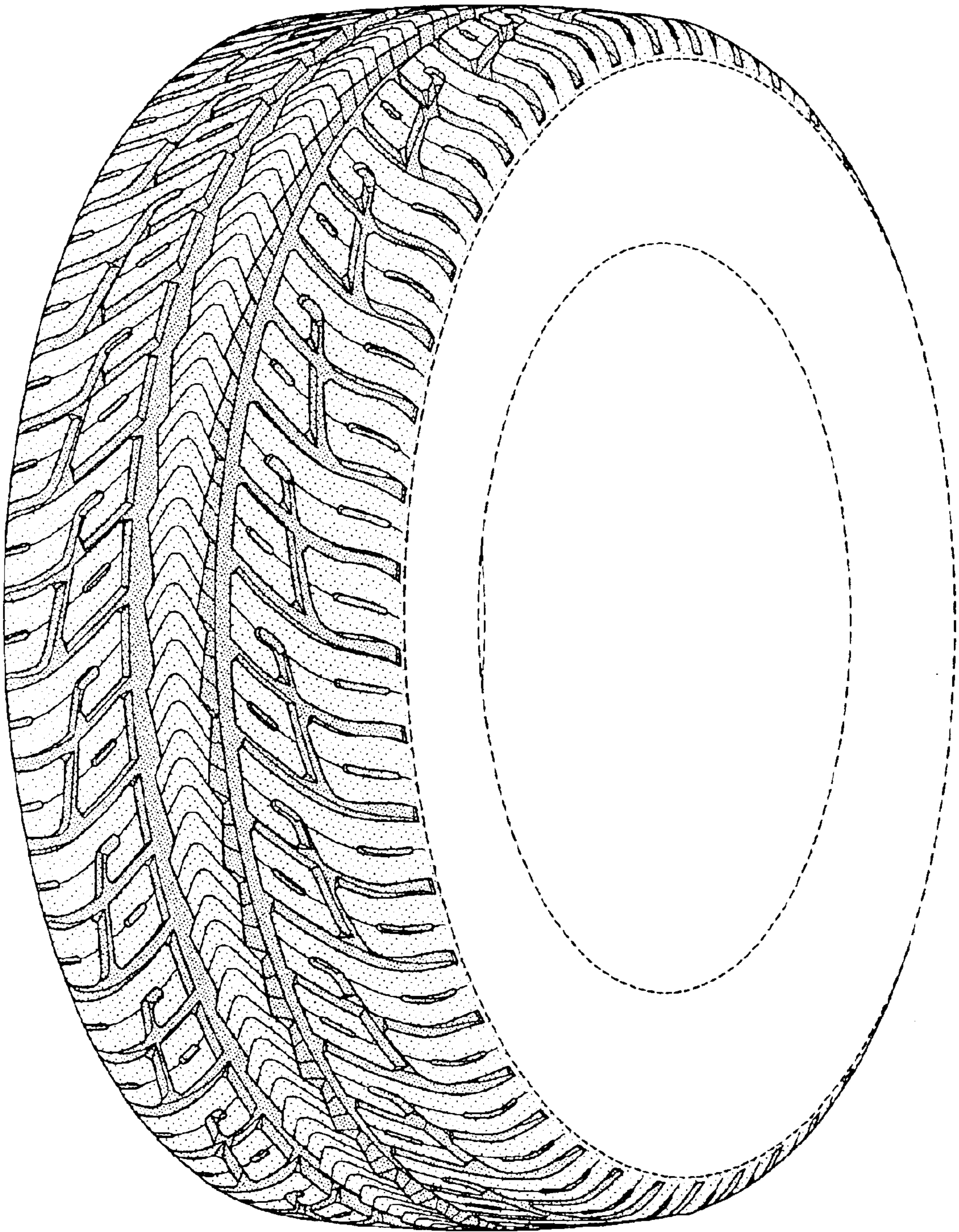


FIG-1

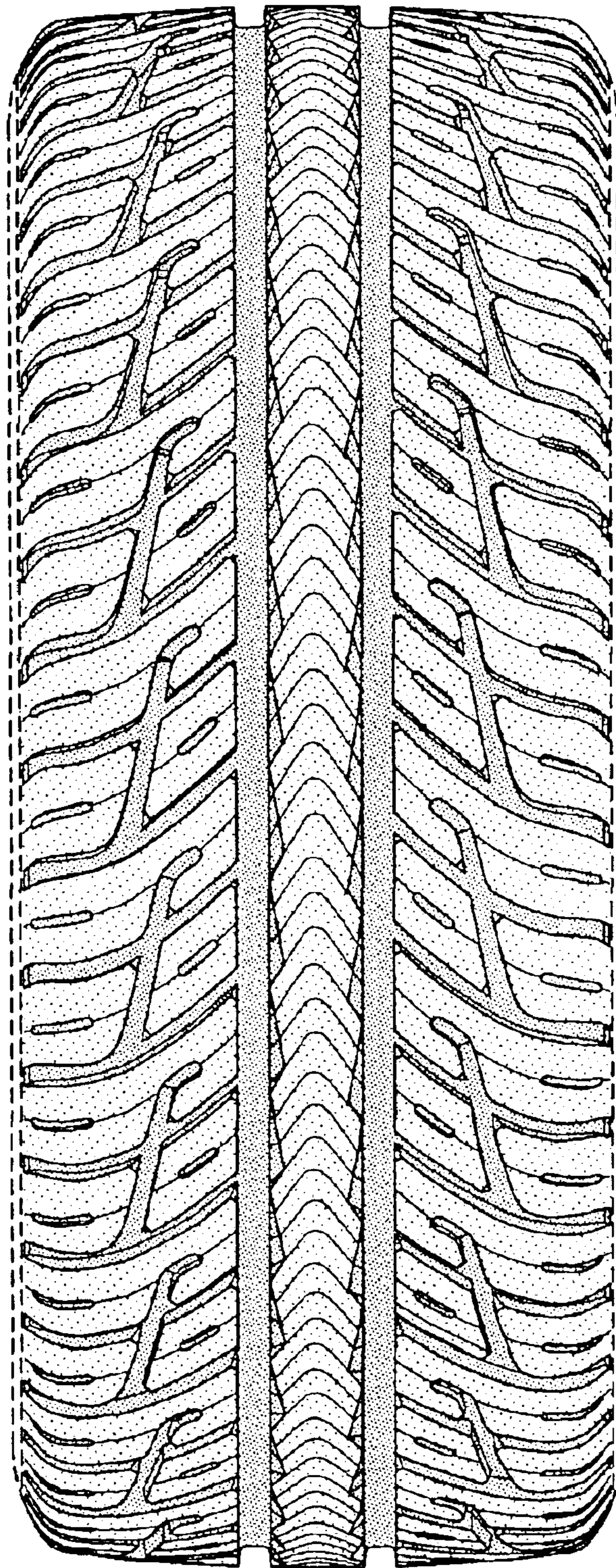


FIG-2

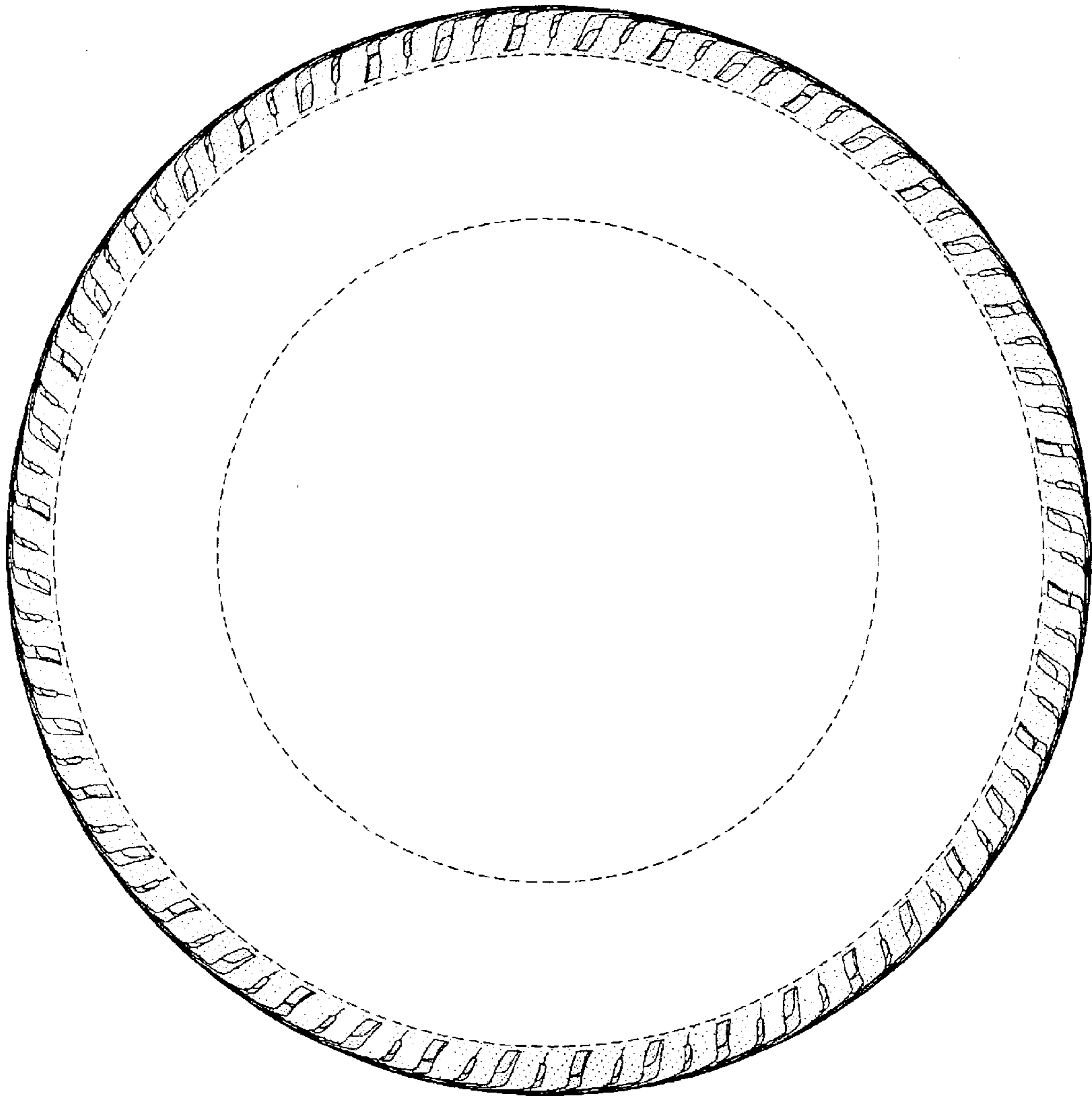


FIG-3




FIG-4