



US00D491511S

(12) **United States Design Patent**
Brintouch et al.

(10) **Patent No.:** **US D491,511 S**

(45) **Date of Patent:** **** Jun. 15, 2004**

(54) **WHEEL**

(75) Inventors: **Alon Brintouch**, Brooklyn, NY (US);
Eric Brintouch, Brooklyn, NY (US)

(73) Assignee: **Atlantic Wholesalers, Inc.**, Brooklyn,
NY (US)

(**) Term: **14 Years**

(21) Appl. No.: **29/185,374**

(22) Filed: **Jun. 26, 2003**

(51) **LOC (7) Cl.** **12-16**

(52) **U.S. Cl.** **D12/209**

(58) **Field of Search** **D12/204-213;**
301/37.101, 64.101, 65

(56) **References Cited**

U.S. PATENT DOCUMENTS

D442,531 S	*	5/2001	Brintouch	D12/204
D442,903 S	*	5/2001	Brintouch	D12/204
D451,873 S	*	12/2001	Donikoglu	D12/209
D456,334 S	*	4/2002	Brintouch	D12/211

D465,760 S	*	11/2002	Chung	D12/211
D468,251 S	*	1/2003	Chung	D12/211
D469,051 S	*	1/2003	Brintouch	D12/209
D469,730 S	*	2/2003	Brintouch	D12/211
D471,504 S	*	3/2003	Laengerer	D12/211
D475,337 S	*	6/2003	Kataoka	D12/209
D477,558 S	*	7/2003	Brintouch	D12/211
D478,539 S	*	8/2003	Brown et al.	D12/209
D481,343 S	*	10/2003	Kang	D12/209

* cited by examiner

Primary Examiner—Stacia Cadmus

(74) *Attorney, Agent, or Firm*—Davidson, Davidson &
Kappel, LLC

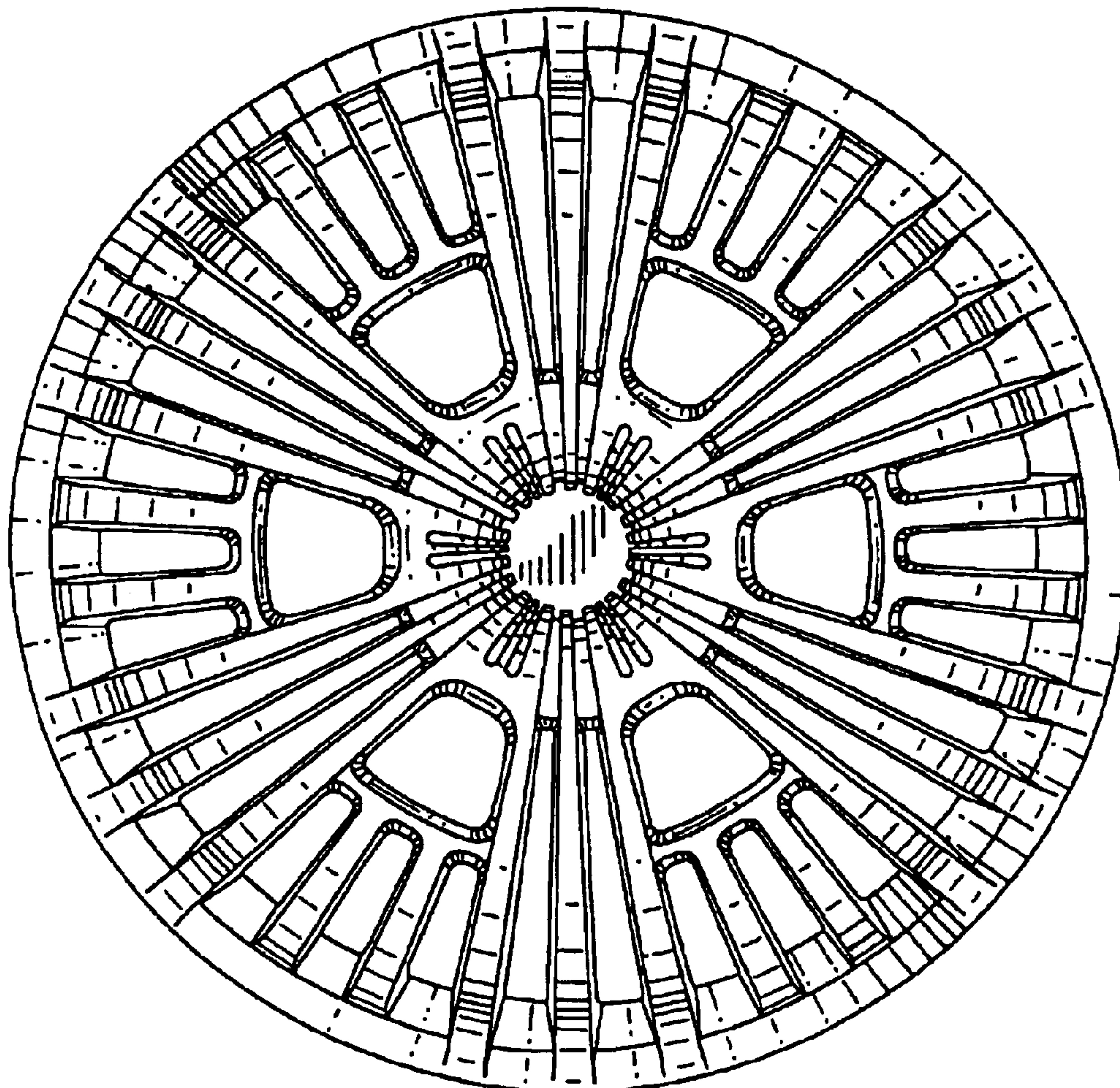
(57) **CLAIM**

The ornamental design for a wheel, as shown and described.

DESCRIPTION

FIG. 1 is a front view of the wheel; and,
FIG. 2 is a front and side perspective view of the wheel.
The bottom and sides of the wheel shown in broken line
form no part of the claimed design thereof.

1 Claim, 2 Drawing Sheets



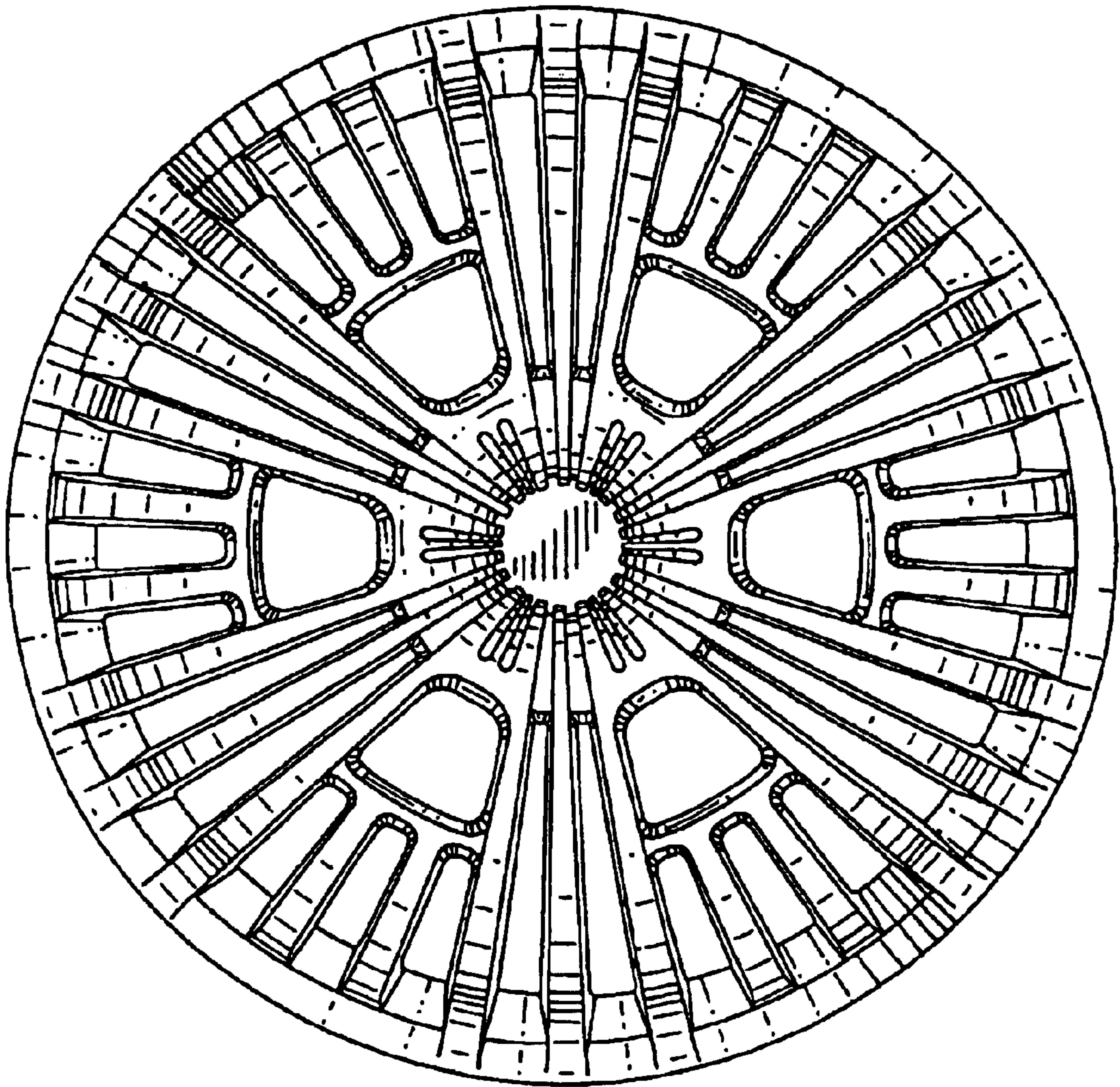


FIG. 1

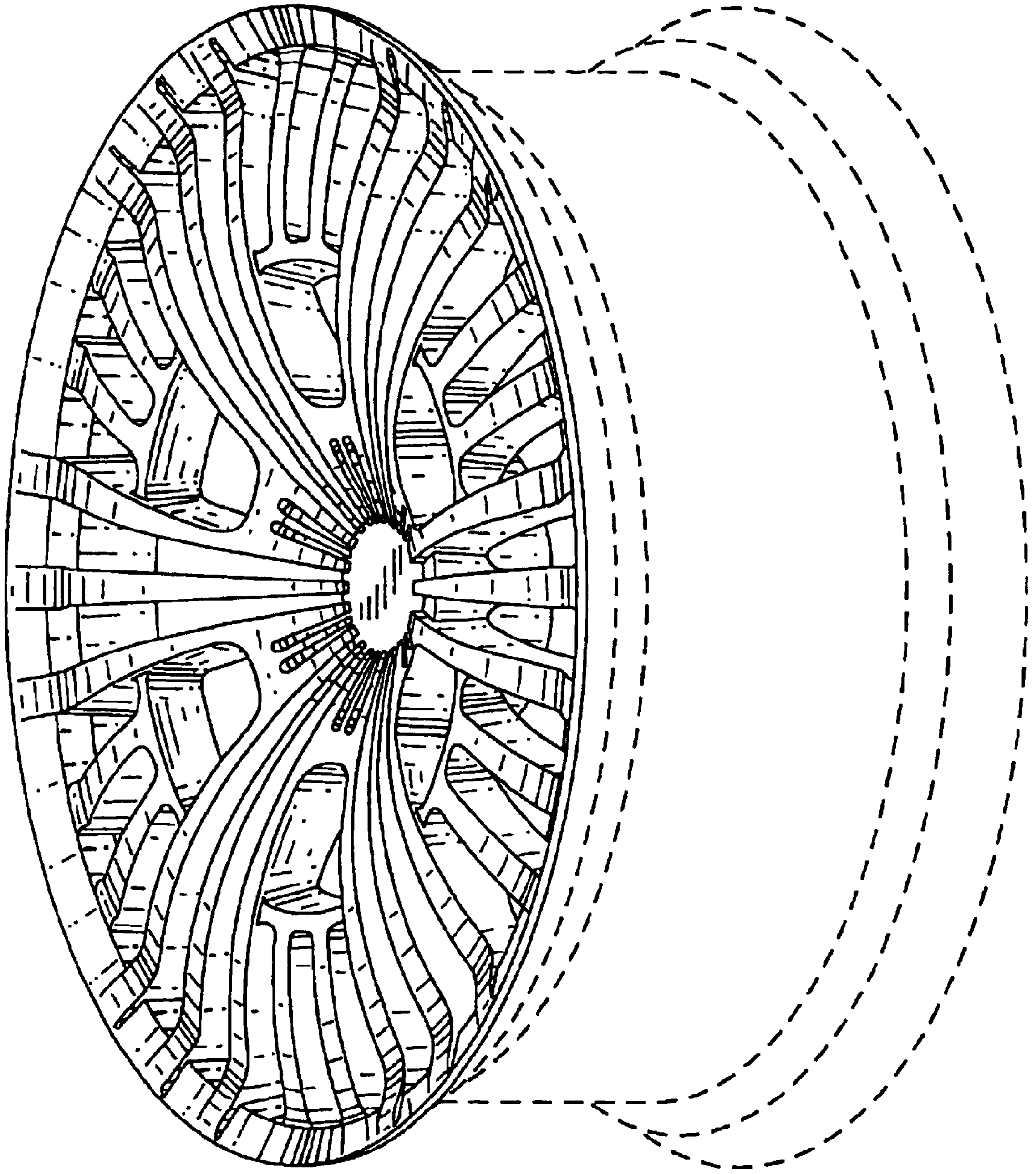


FIG. 2