



US00D491510S

(12) **United States Design Patent**
Koizumi

(10) **Patent No.:** **US D491,510 S**

(45) **Date of Patent:** **** Jun. 15, 2004**

(54) **AUTOMOBILE WHEEL**

(75) **Inventor:** **Hiroki Koizumi, Wako (JP)**

(73) **Assignee:** **Honda Giken Kogyo Kabushiki Kaisha, Tokyo (JP)**

(**) **Term:** **14 Years**

(21) **Appl. No.:** **29/177,386**

(22) **Filed:** **Mar. 11, 2003**

(30) **Foreign Application Priority Data**

Sep. 13, 2002 (JP) 2002-025043

(51) **LOC (7) Cl.** **12-16**

(52) **U.S. Cl.** **D12/209**

(58) **Field of Search** D12/204-211;
301/37.101, 64.101, 65

(56) **References Cited**

U.S. PATENT DOCUMENTS

- D218,930 S * 10/1970 Mitchell D12/211
- D237,067 S * 10/1975 Sandberg D12/209
- D288,431 S * 2/1987 Arai D12/211
- D325,018 S * 3/1992 Nordmann D12/209
- D393,239 S * 4/1998 Schmid D12/209

- D401,899 S * 12/1998 Pfeiffer D12/209
- D408,776 S * 4/1999 Sacco et al. D12/209
- D419,946 S * 2/2000 Goplen D12/211
- D451,462 S * 12/2001 Donikoglu D12/209
- D460,395 S * 7/2002 Kuribayashi D12/209
- D464,308 S * 10/2002 Chung D12/209

* cited by examiner

Primary Examiner—Stacia Cadmus

(74) *Attorney, Agent, or Firm*—Sughrue Mion, PLLC

(57) **CLAIM**

The ornamental design for an automobile wheel, as shown and described.

DESCRIPTION

FIG. 1 is a perspective view of the front and right side of an automobile wheel showing my new design;
 FIG. 2 is a perspective view of the rear and left side thereof;
 FIG. 3 is a front view thereof;
 FIG. 4 is a rear view thereof;
 FIG. 5 is a top view thereof;
 FIG. 6 is a bottom view thereof;
 FIG. 7 is a left side view thereof; and,
 FIG. 8 is a right side view thereof.

1 Claim, 8 Drawing Sheets



FIG. 1



FIG. 2




FIG. 3



FIG. 4



FIG. 5




FIG. 6




FIG. 7




FIG. 8

