



US00D491498S

(12) **United States Design Patent**
DeBerti

(10) **Patent No.:** **US D491,498 S**

(45) **Date of Patent:** **** Jun. 15, 2004**

(54) **VEHICLE PEDAL**

(76) **Inventor:** **Douglas Lee DeBerti**, 15801 Manon Dr., Bakersfield, CA (US) 93312

(**) **Term:** **14 Years**

(21) **Appl. No.:** **29/182,808**

(22) **Filed:** **May 30, 2003**

(51) **LOC (7) Cl.** **12-16**

(52) **U.S. Cl.** **D12/174**

(58) **Field of Search** **D12/174, 125;**
74/560-563, 490.14; 280/259; 403/257

(56) **References Cited**

U.S. PATENT DOCUMENTS

D250,814 S	1/1979	Dartnall
D284,070 S	6/1986	Eichstadt
D284,071 S	6/1986	Eichstadt
D311,166 S	10/1990	Asano
D424,487 S	5/2000	Asakura
D424,994 S	5/2000	Asakura
D424,995 S	5/2000	Asakura
D425,839 S	5/2000	Asakura
D431,217 S	9/2000	Asakura
D433,971 S	11/2000	Shien
D437,271 S	2/2001	Saleen
D443,569 S	6/2001	Jindo
D443,570 S	6/2001	Saleen

D444,435 S	7/2001	Saleen
D444,436 S	7/2001	Saleen
D447,102 S	8/2001	Saleen
D466,058 S	11/2002	Prather et al.
6,619,156 B1 *	9/2003	Super et al. 74/563

* cited by examiner

Primary Examiner—Lisa Lichtenstein

(74) *Attorney, Agent, or Firm*—Luce, Forward, Hamilton & Scripps

(57) **CLAIM**

The ornamental design for a vehicle pedal, as shown and described.

DESCRIPTION

FIG. 1 is a front perspective view of a vehicle pedal embodying my new design;

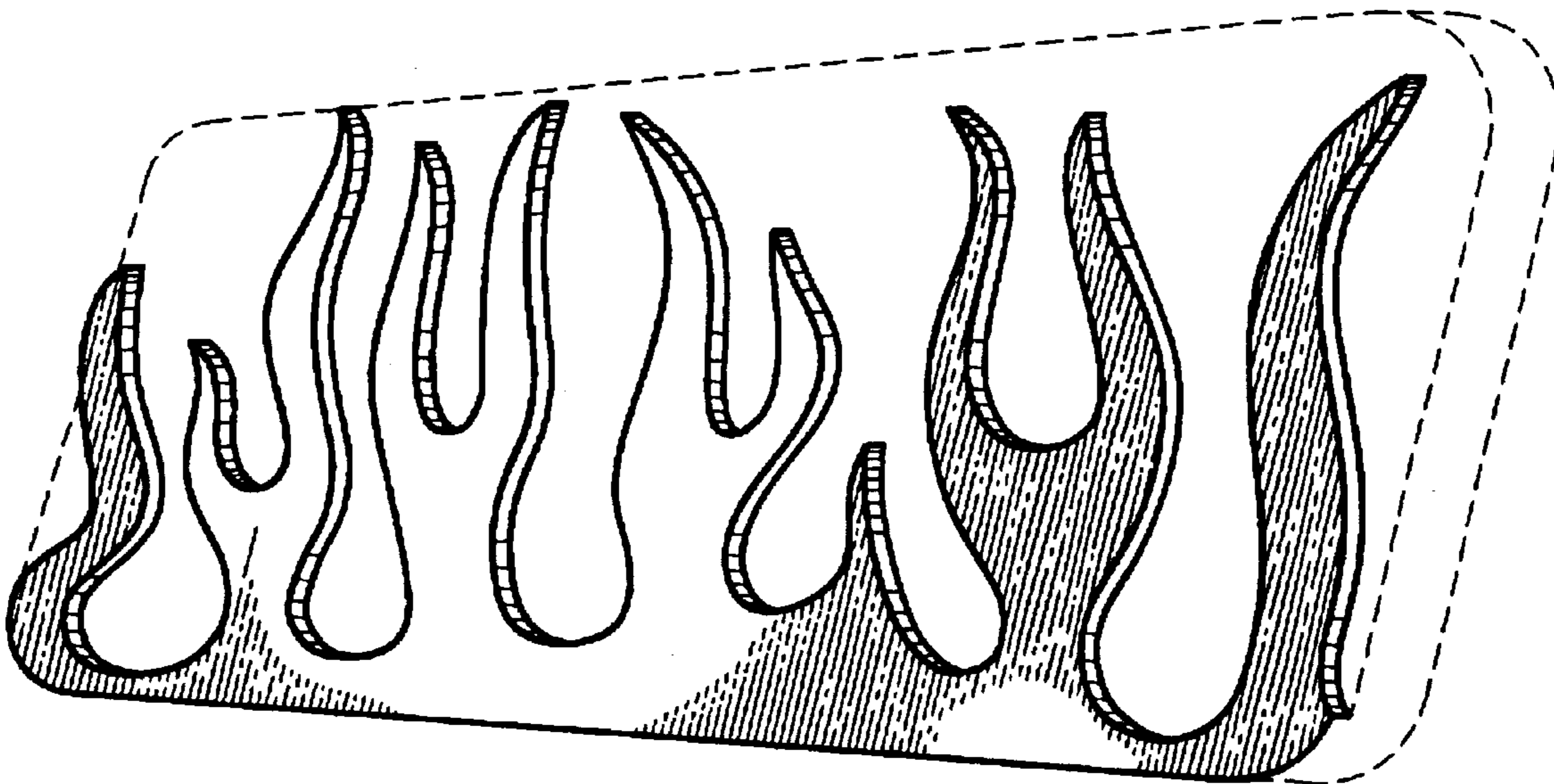
FIG. 2 is a front elevation view of the embodiment of FIG. 1;

FIG. 3 is a rear elevation view of the embodiment of FIG. 1; and,

FIG. 4 is a left side elevation view of the embodiment of FIG. 1, with the right side elevation view being substantially similar.

The broken line disclosure, as well as the shading, is for illustrative purposes only and forms no part of the claimed design.

1 Claim, 2 Drawing Sheets



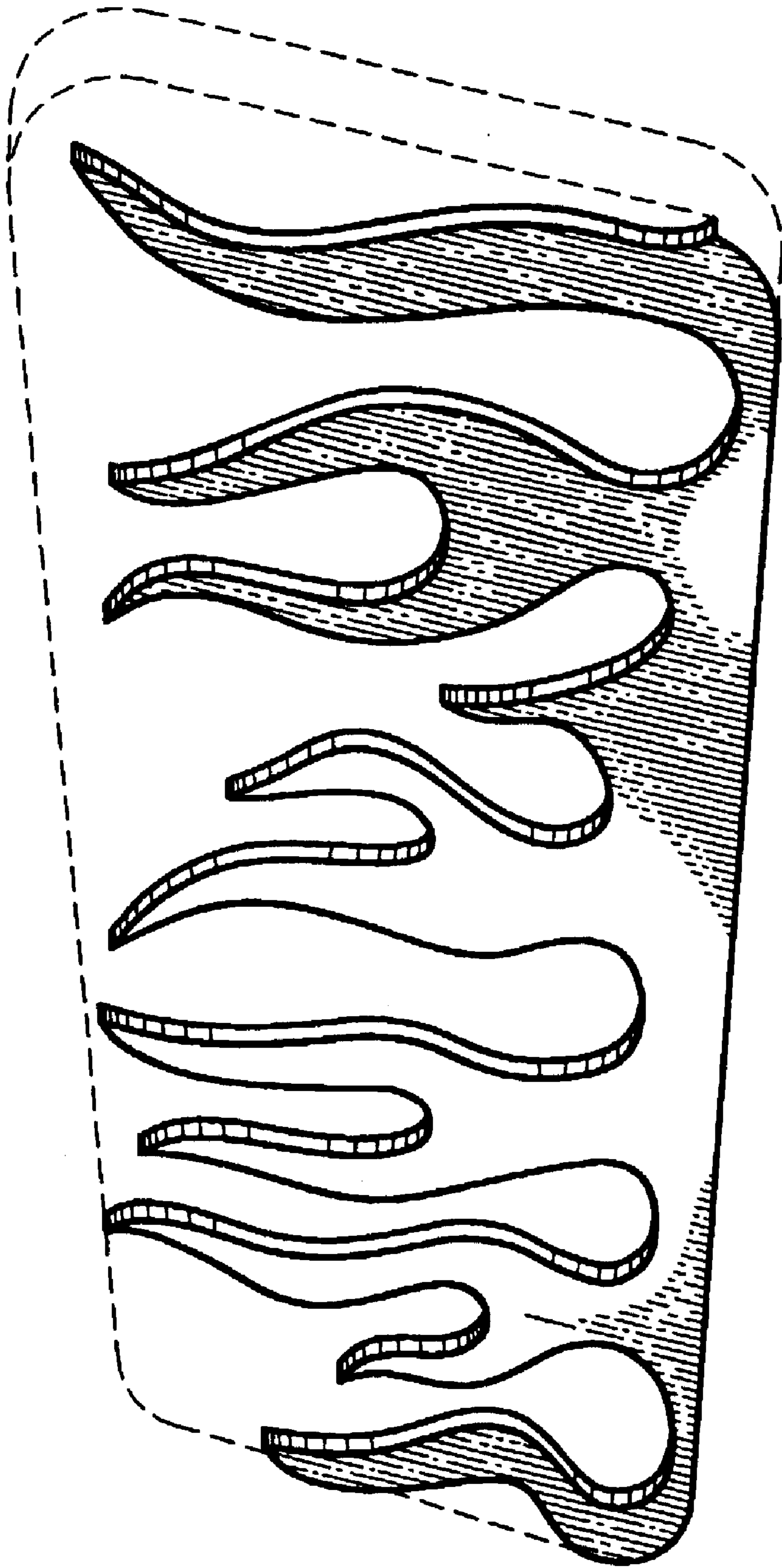


Fig. 1




Fig. 2

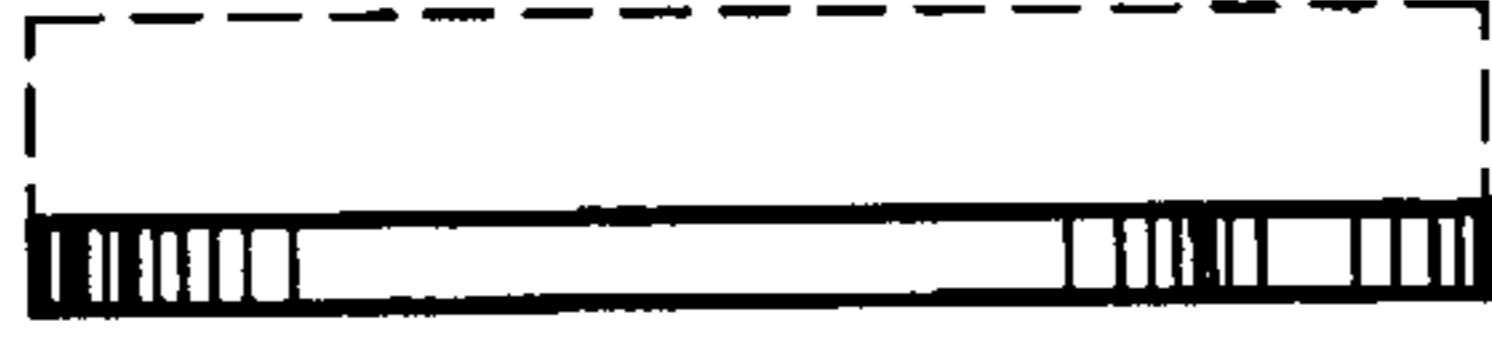


Fig. 4




Fig. 3