



US00D491489S

(12) **United States Design Patent**  
**Weiser et al.**

(10) **Patent No.:** **US D491,489 S**

(45) **Date of Patent:** **\*\* Jun. 15, 2004**

(54) **ROOSTER GARDEN NOVELTY**

(75) Inventors: **Isaac Weiser**, Tarzana, CA (US);  
**Margaret Weiser**, Tarzana, CA (US)

(73) Assignee: **Exhart Environmental Systems, Inc.**,  
Chatsworth, CA (US)

(\*\*) Term: **14 Years**

(21) Appl. No.: **29/187,833**

(22) Filed: **Aug. 8, 2003**

(51) **LOC (7) Cl.** ..... **11-02**

(52) **U.S. Cl.** ..... **D11/162; D21/609**

(58) **Field of Search** ..... D21/576-661,  
D21/438, 439; D11/131, 157, 158, 162,  
164; D20/30; D22/119, 121, 125; D10/54,  
59; 446/34-68, 87, 97, 99, 102, 119, 169,  
176, 199, 201, 217, 220, 221-223, 226,  
236-238, 268-385, 390, 391, 486, 487,  
490; 73/170.01, 170.05; 40/411-413, 417-420;  
428/12, 15, 16, 542.2, 542.4, 542.6

(56) **References Cited**

**U.S. PATENT DOCUMENTS**

1,446,835 A \* 2/1923 Jardine ..... 446/227  
1,591,661 A \* 7/1926 Dinsdale ..... 446/374  
D88,734 S \* 12/1932 Grubbs ..... D21/606

D129,148 S \* 8/1941 Herbst ..... D11/162  
D131,617 S \* 3/1942 Jacoby ..... D9/317  
D145,474 S \* 8/1946 Garcia ..... D11/162  
D147,378 S \* 8/1947 Rouse ..... D21/585  
D171,229 S \* 12/1953 Ray ..... D21/609  
D175,662 S \* 9/1955 Yasui ..... D21/609  
5,524,851 A \* 6/1996 Huang ..... 244/153 R  
5,613,317 A \* 3/1997 Ninegar ..... 43/3  
D387,636 S \* 12/1997 Chang ..... D8/1  
D465,249 S \* 11/2002 Weiser et al. .... D21/606

\* cited by examiner

*Primary Examiner*—Philip S. Hyder

*Assistant Examiner*—C. Tuttle

(74) *Attorney, Agent, or Firm*—Cislo & Thomas LLP

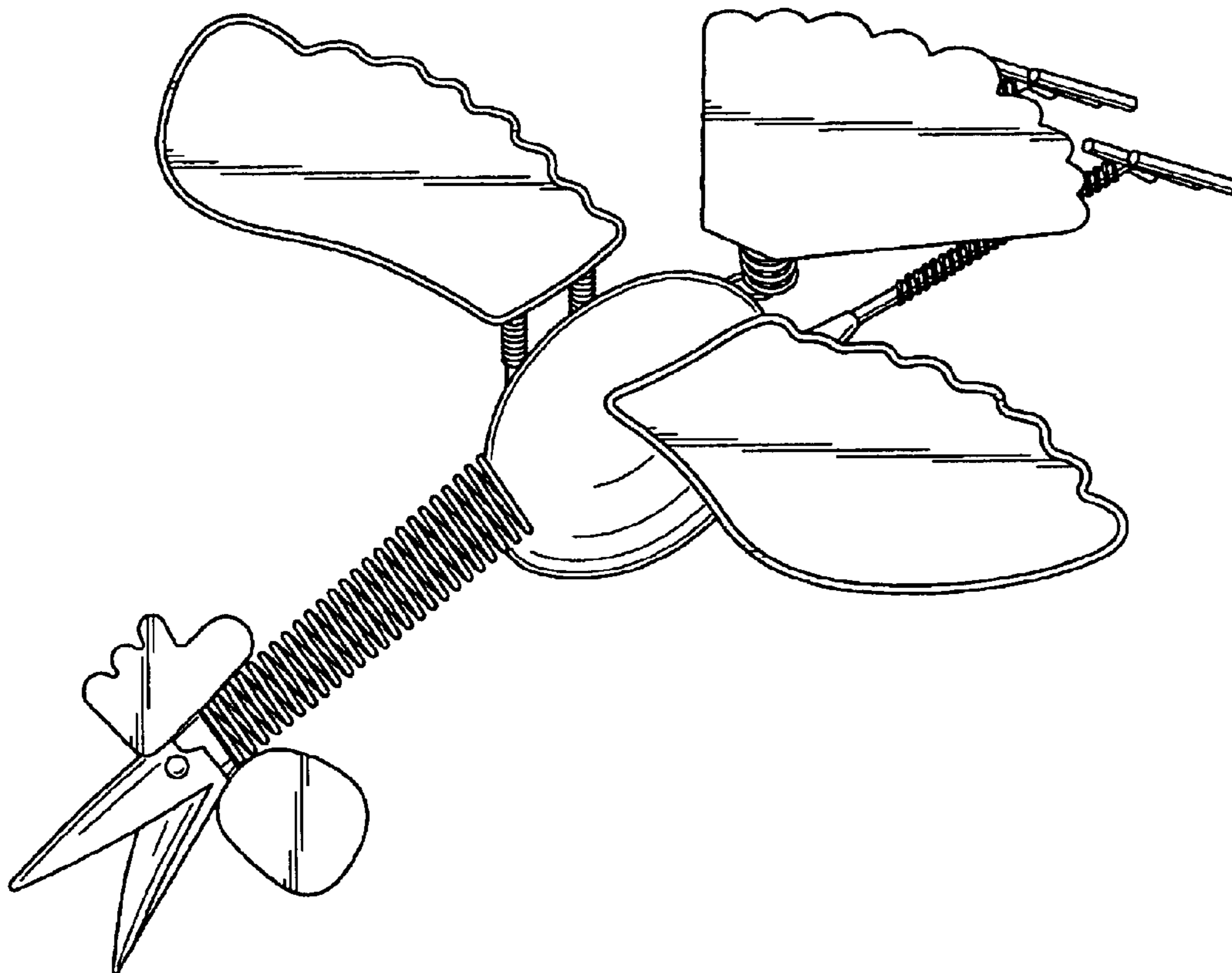
(57) **CLAIM**

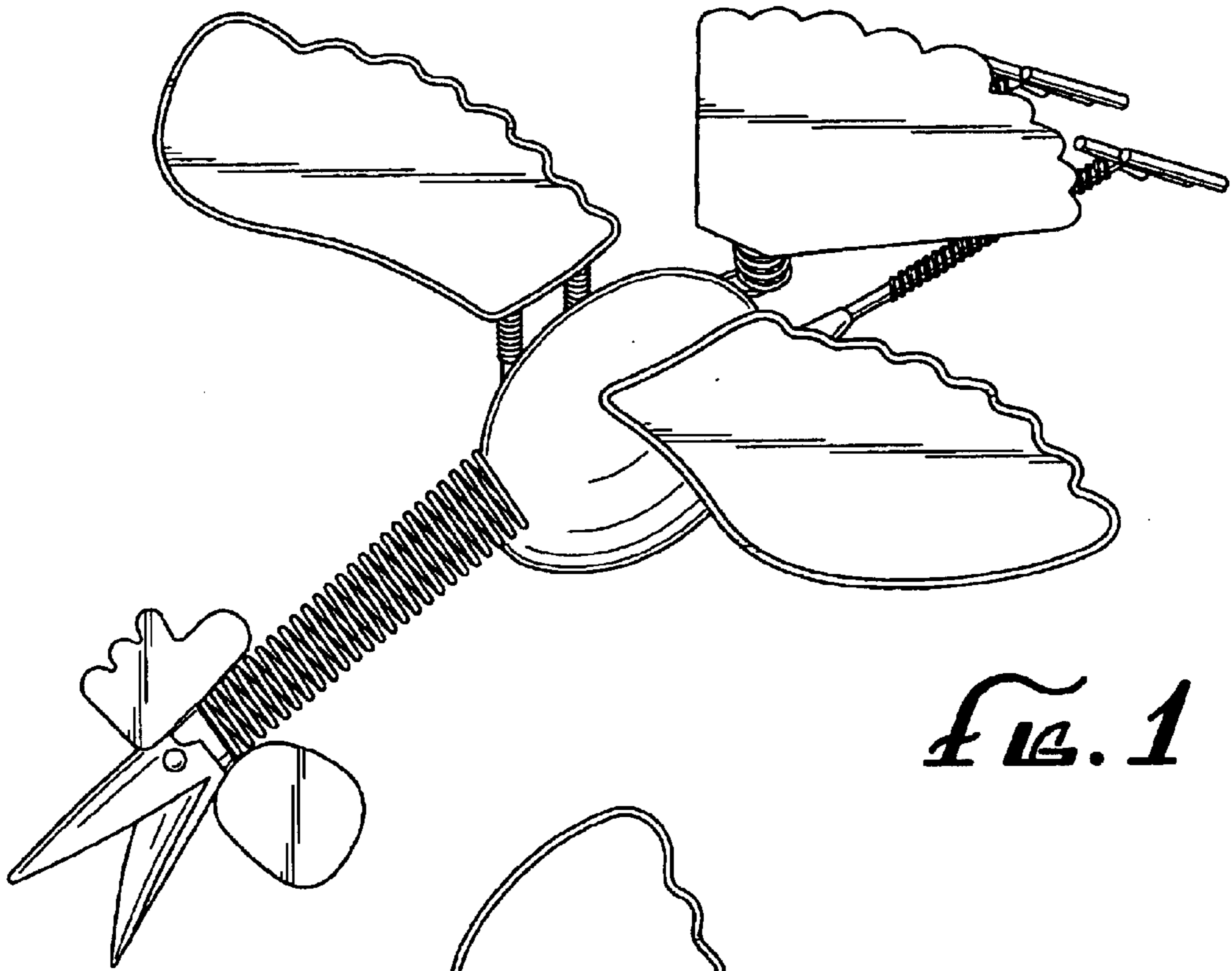
The ornamental design for an rooster garden novelty, as shown and described herein.

**DESCRIPTION**

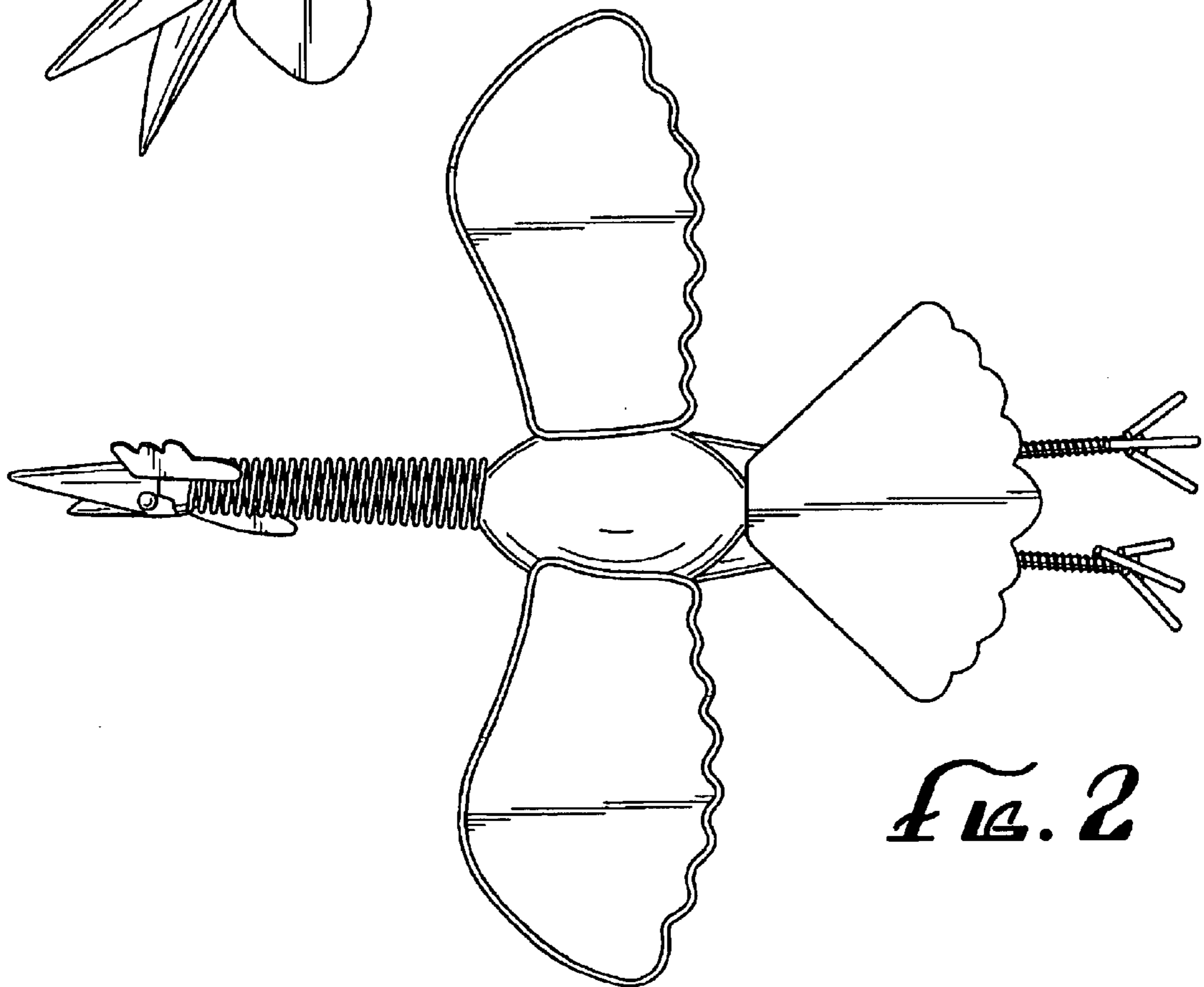
FIG. 1. Is a front perspective view of our rooster garden novelty;  
FIG. 2. Is a top plan view thereof;  
FIG. 3. Is a right side elevational view thereof;  
FIG. 4. Is a front perspective view thereof;  
FIG. 5. Is a rear perspective view thereof; and,  
FIG. 6. Is a bottom perspective view thereof.

**1 Claim, 3 Drawing Sheets**

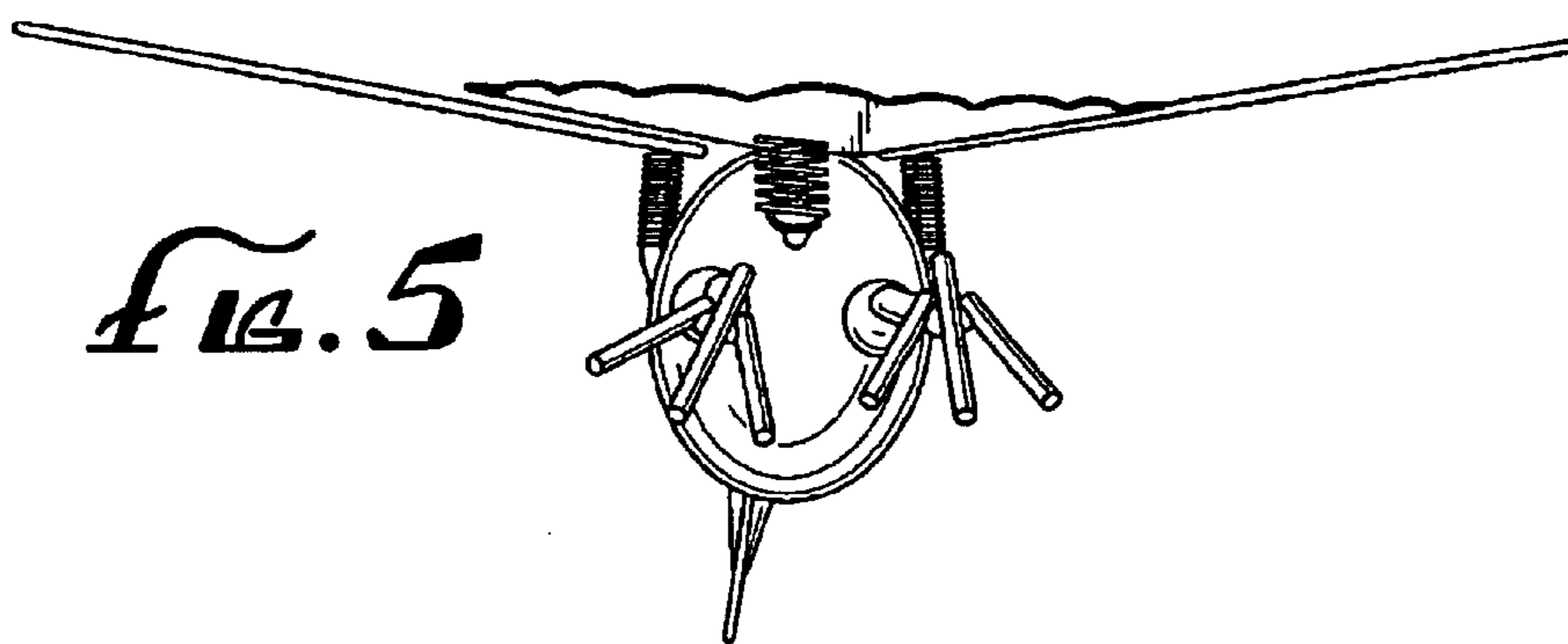
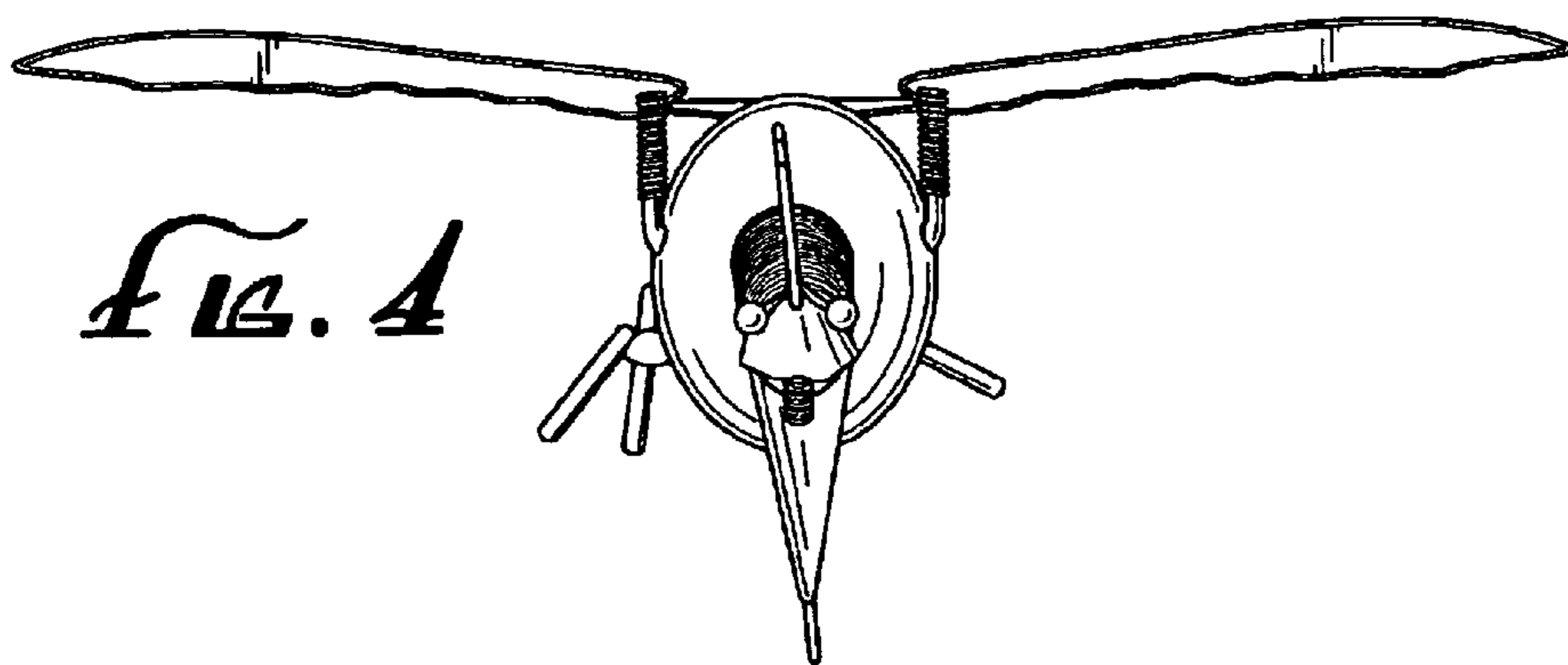
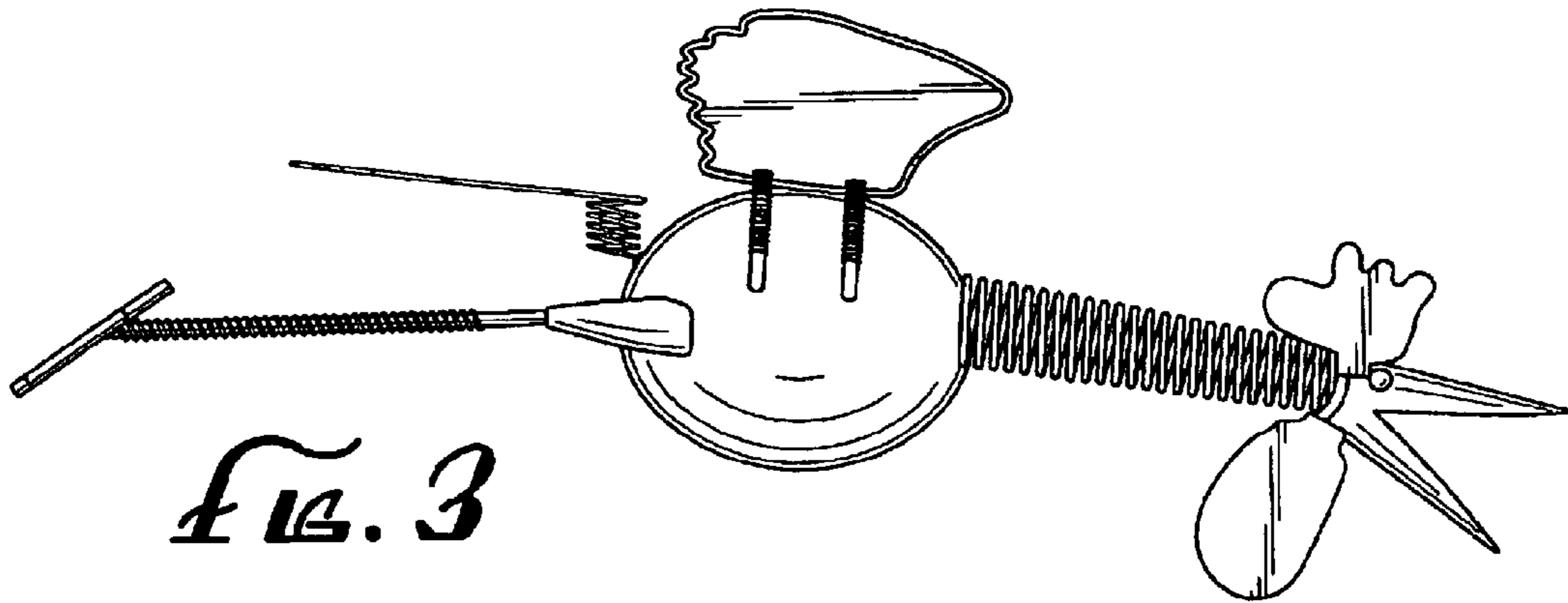





*FIG. 1*



*FIG. 2*





*FIG. 6*