



US00D491475S

(12) **United States Design Patent**
Modolo

(10) **Patent No.:** **US D491,475 S**

(45) **Date of Patent:** **** Jun. 15, 2004**

(54) **WATCH CASE WITH BRACELET**

(75) **Inventor:** **Dino Modolo**, La Chaux-de-Fonds
(CH)

(73) **Assignee:** **Luxury Timepieces International SA**,
Neuchatel (CH)

(**) **Term:** **14 Years**

(21) **Appl. No.:** **29/190,937**

(22) **Filed:** **Sep. 30, 2003**

(30) **Foreign Application Priority Data**

Apr. 1, 2003 (WO) DMA/006 016

(51) **LOC (7) Cl.** **10-02**

(52) **U.S. Cl.** **D10/32**

(58) **Field of Search** D10/1-40, 122-132;
368/276-277, 281-282, 285; 224/164, 168,
178; D11/3-25; 63/1.1, 3, 5, 11

(56) **References Cited**

U.S. PATENT DOCUMENTS

D310,335 S * 9/1990 Wunderman D10/32

D363,236 S * 10/1995 Burgener D10/39
D364,819 S * 12/1995 Wunderman D10/32
D412,446 S * 8/1999 Tse D10/32
D472,160 S * 3/2003 Modolo D10/32

* cited by examiner

Primary Examiner—Nelson C. Holtje

(74) *Attorney, Agent, or Firm*—Sughrue Mion, PLLC

(57) **CLAIM**

The ornamental design for a watch case with bracelet, as shown.

DESCRIPTION

FIG. 1 is a perspective view of the top, front and right side of a watch case with bracelet showing my new design;
FIG. 2 is a front view thereof;
FIG. 3 is a rear view thereof;
FIG. 4 is a right side view thereof;
FIG. 5 is a left side view thereof;
FIG. 6 is a top plan view; and,
FIG. 7 is a bottom plan view.

1 Claim, 2 Drawing Sheets

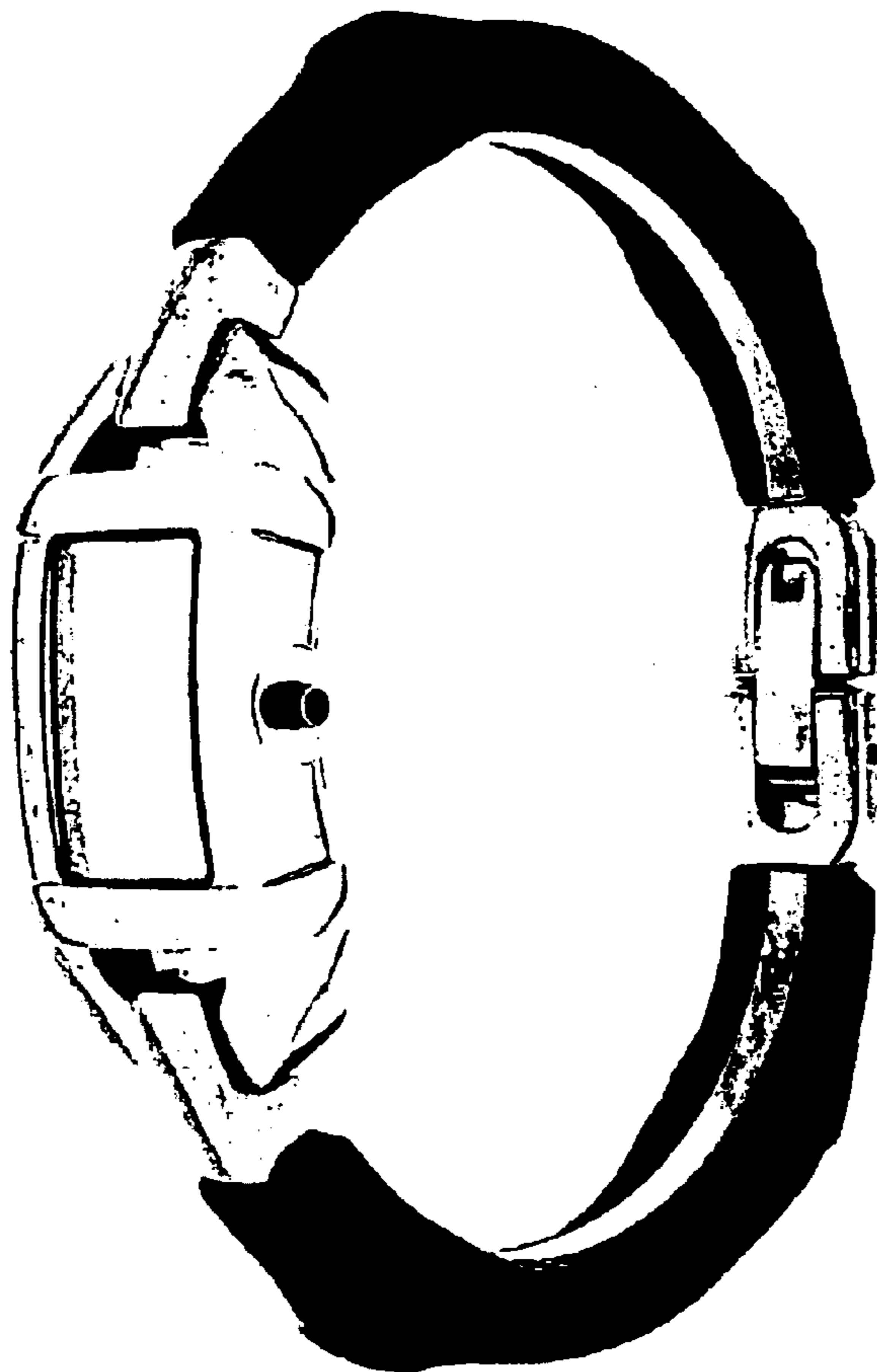


FIG. 1

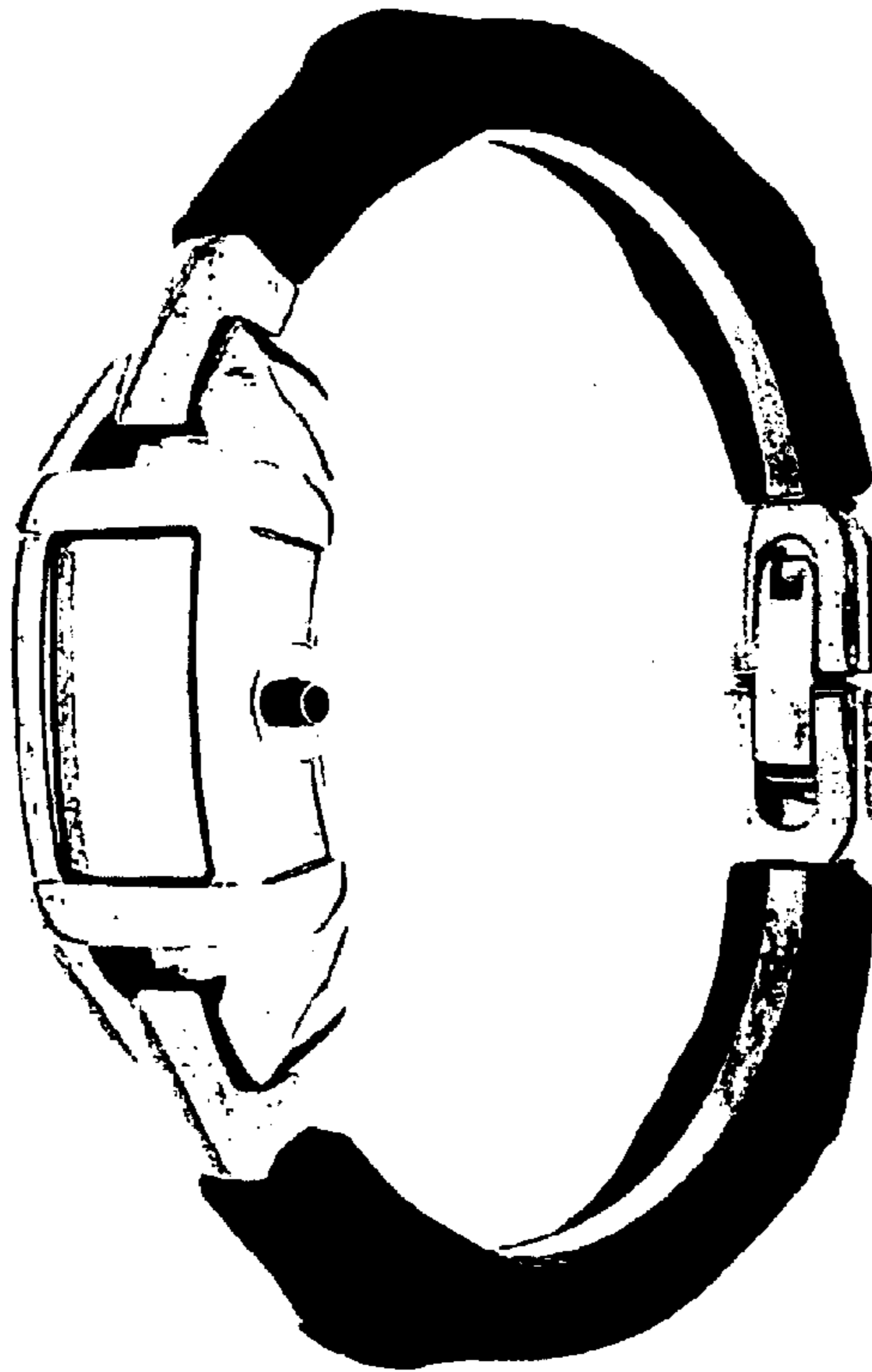


FIG. 2

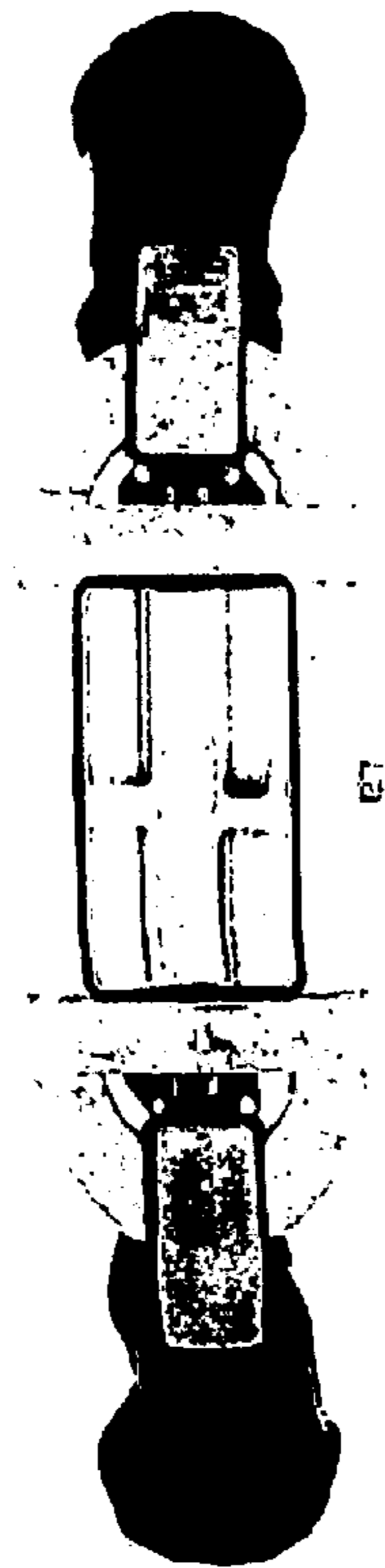


FIG. 3




FIG. 4




FIG. 6



FIG. 5




FIG. 7

