



US00D491471S

(12) **United States Design Patent**
Wynne

(10) **Patent No.:** **US D491,471 S**

(45) **Date of Patent:** **** Jun. 15, 2004**

(54) **CLOCK**

(76) **Inventor:** **Jerry Wynne**, 120 Bellamy Loop No.
22A, Bronx, NY (US) 10475

(**) **Term:** **14 Years**

(21) **Appl. No.:** **29/188,966**

(22) **Filed:** **Aug. 27, 2003**

(51) **LOC (7) Cl.** **10-01**

(52) **U.S. Cl.** **D10/8; D10/7**

(58) **Field of Search** D10/1-40, 122-132;
368/276-277, 285, 316-317, 223, 232

(56) **References Cited**

U.S. PATENT DOCUMENTS

D30,387 S	*	3/1899	Smith	D10/31
D52,064 S	*	5/1918	Pasznicki	D10/128
D89,217 S	*	2/1933	Sill	D10/8
D209,845 S	*	1/1968	Effers	D10/7
D270,336 S	*	8/1983	Pizzitola, Jr.	D10/40

D274,605 S * 7/1984 Mermelstein D10/8

D280,888 S * 10/1985 Fago D10/124

D390,473 S * 2/1998 Chen D10/8

* cited by examiner

Primary Examiner—Nelson C. Holtje

(74) *Attorney, Agent, or Firm*—Collard & Roe, P.C.

(57) **CLAIM**

The ornamental design for a clock, as shown and described.

DESCRIPTION

FIG. 1 shows a perspective view for my design for a clock;

FIG. 2 shows a front view thereof;

FIG. 3 shows a rear view thereof;

FIG. 4 shows a left side view thereof;

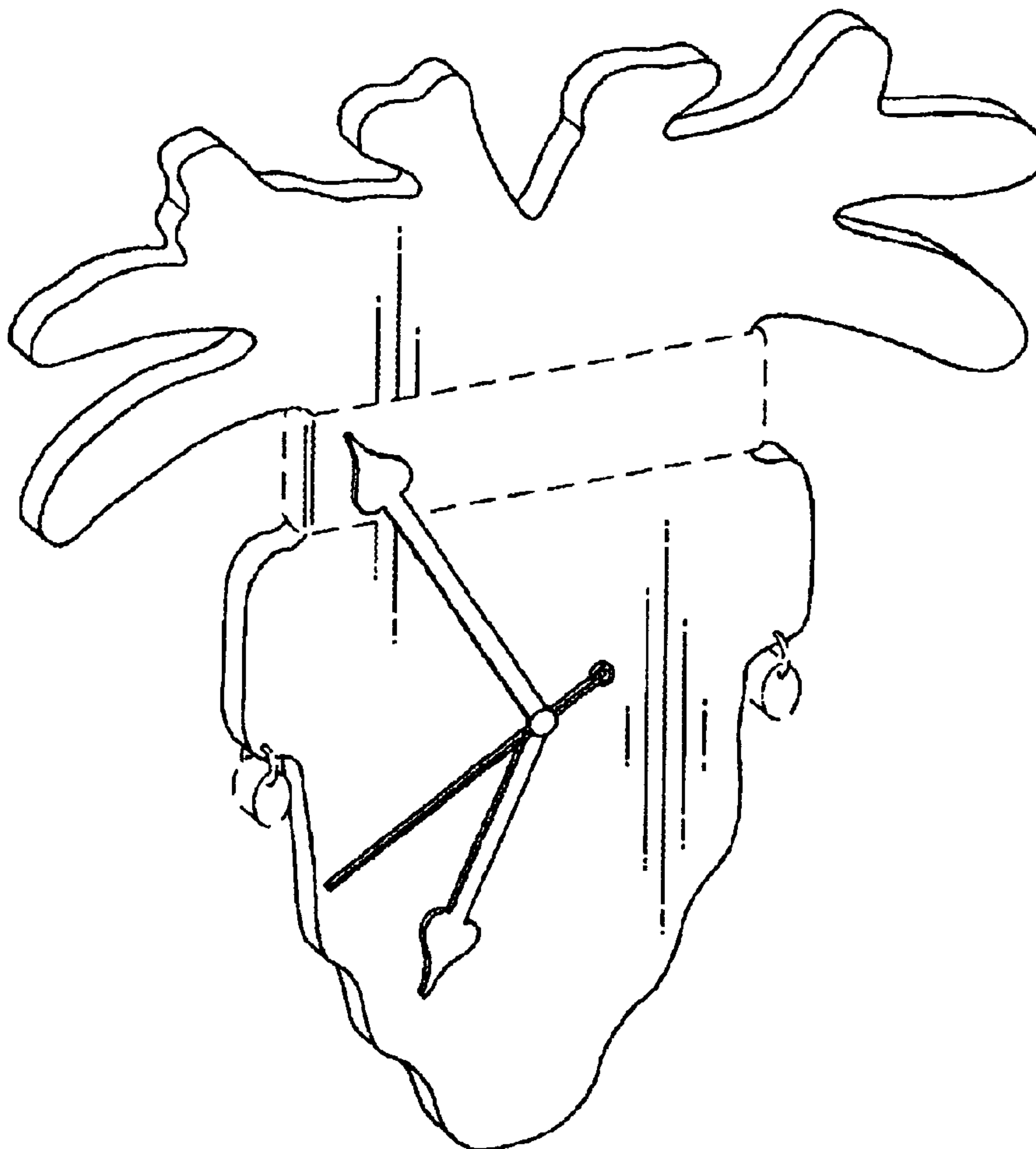
FIG. 5 shows a right side view thereof;

FIG. 6 shows a top view thereof; and,

FIG. 7 shows a bottom view thereof.

The broken line showings are for illustrative purposes only and form no part of the claimed design.

1 Claim, 3 Drawing Sheets



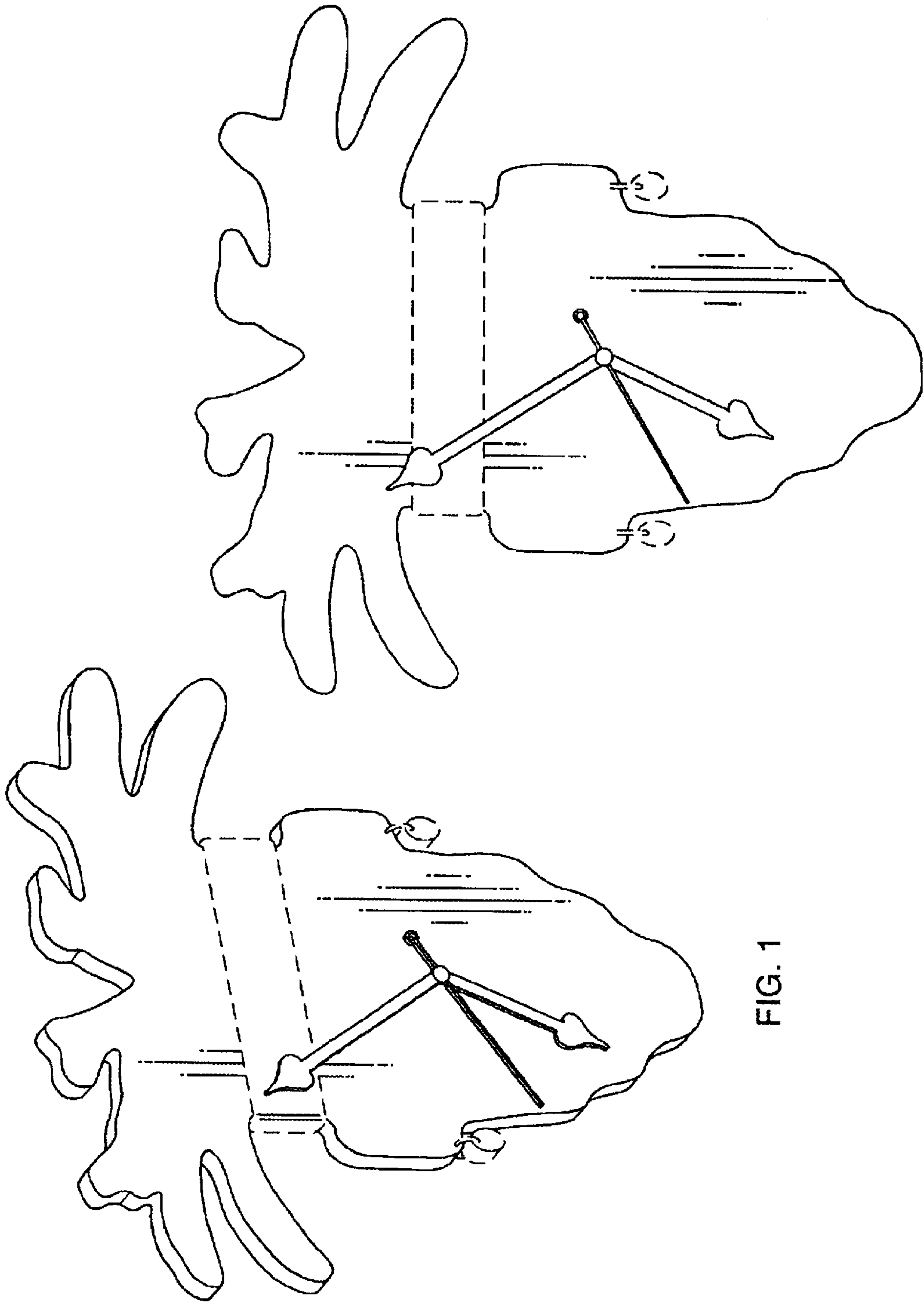


FIG. 1

FIG. 2

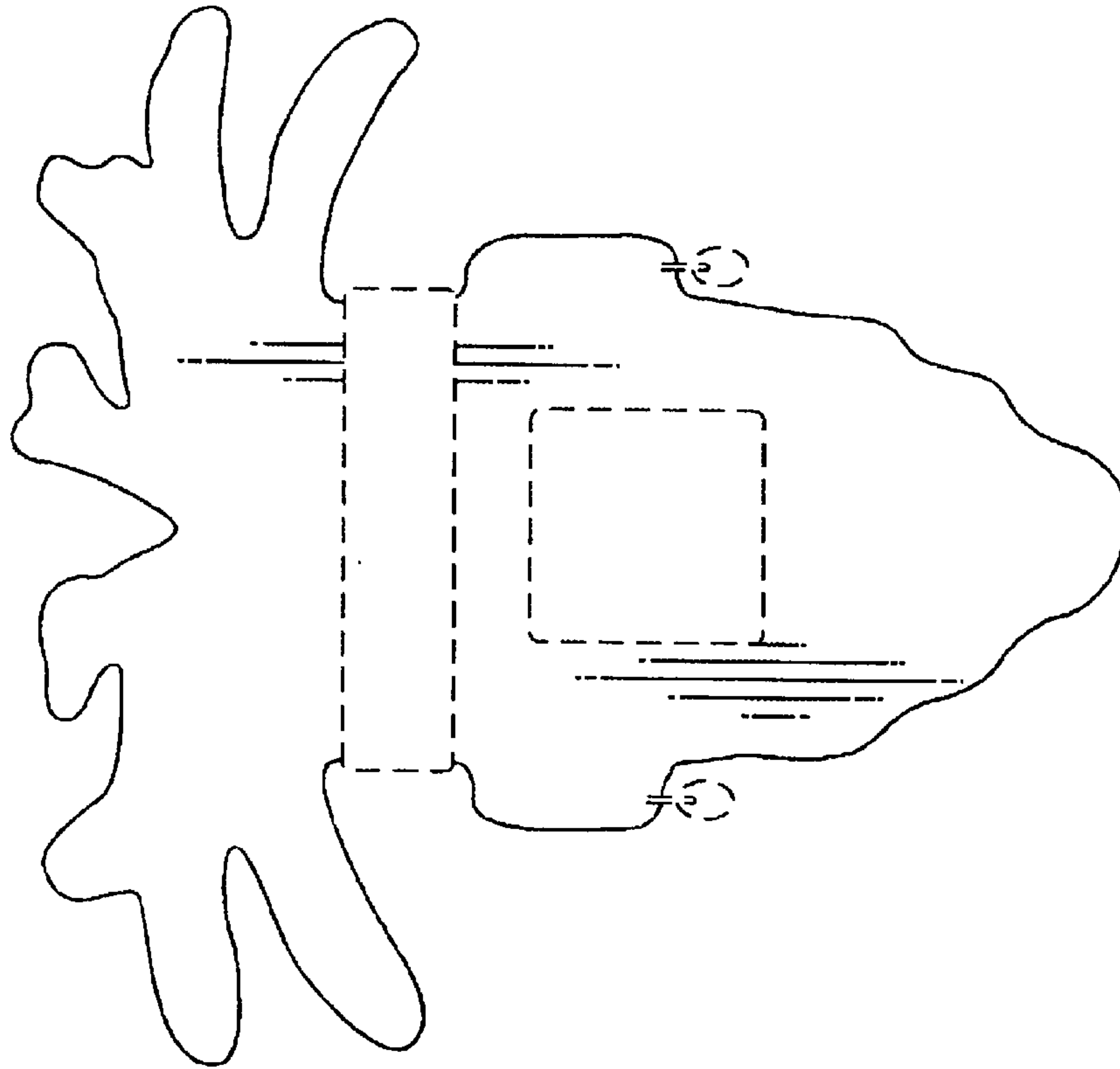


FIG. 3

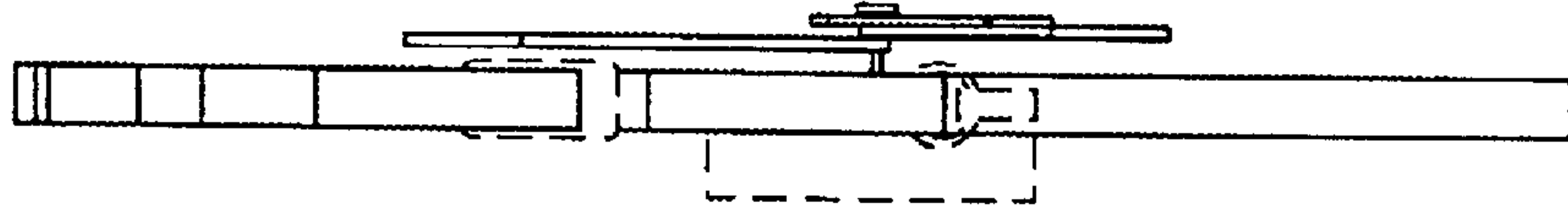


FIG. 4

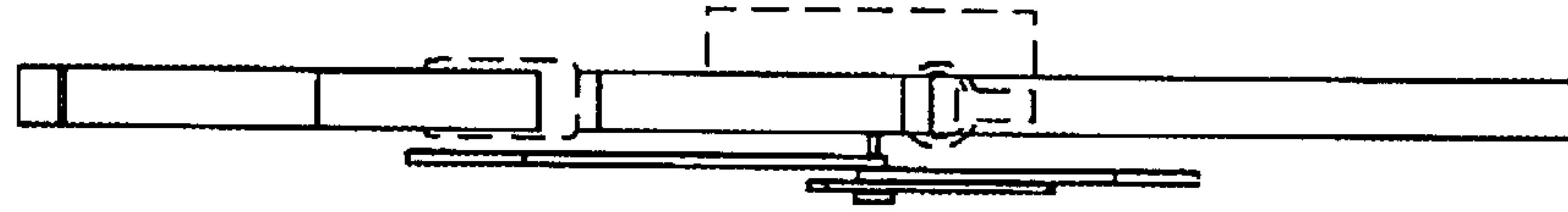


FIG. 5

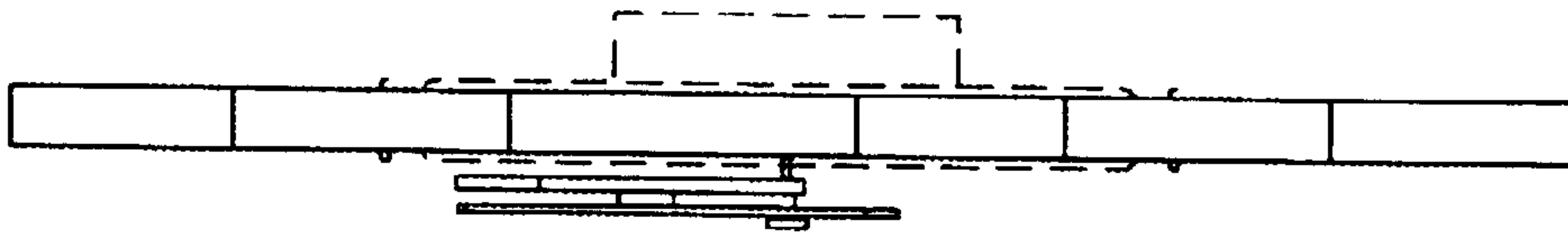


FIG. 6

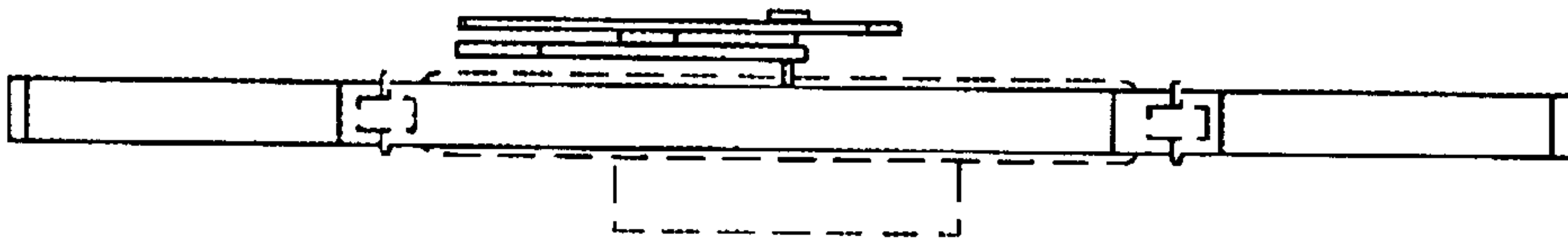


FIG. 7