



US00D491460S

(12) **United States Design Patent Grant**

(10) **Patent No.: US D491,460 S**
(45) **Date of Patent: ** Jun. 15, 2004**

(54) **DISPENSER**
(75) Inventor: **Bradford Grant**, Bridgewater, NJ (US)
(73) Assignee: **Warner-Lambert Company LLC**,
Morris Plains, NJ (US)
(**) Term: **14 Years**
(21) Appl. No.: **29/181,555**
(22) Filed: **May 13, 2003**

Related U.S. Application Data

(63) Continuation-in-part of application No. 29/163,620, filed on Jul. 8, 2002, now Pat. No. Des. 475,917.
(51) **LOC (7) Cl. 09-01**
(52) **U.S. Cl. D9/339**
(58) **Field of Search D9/337-339, 341, D9/346, 414-416, 424, 430-434, 443, 449; D8/49; D24/101; D26/6, 9-10; 221/208, 210; 222/92, 173**

(56) **References Cited**

U.S. PATENT DOCUMENTS

- 823,823 A 6/1906 Sutherland
- 2,011,394 A 8/1935 Bruns et al.
- 2,531,737 A 11/1950 Lyon, Jr.
- 2,567,089 A 9/1951 Walsh
- 2,669,349 A 2/1954 Silver
- 2,683,554 A 7/1954 Mulhausen, Jr.
- 2,774,470 A 12/1956 Q'Part
- 2,877,927 A 3/1959 King, Jr.
- 3,059,762 A 10/1962 Yoshimoto
- 3,301,437 A 1/1967 Faber
- 3,896,967 A 7/1975 Doolittle
- 3,942,683 A 3/1976 Haas
- 4,168,786 A 9/1979 Veiniere
- 4,180,192 A 12/1979 Breslau
- 4,354,619 A 10/1982 Wippermann et al.
- 4,405,060 A 9/1983 Hsei
- 4,415,098 A 11/1983 Haas
- 4,492,316 A 1/1985 Emms

- 5,174,471 A 12/1992 Kozlowski et al.
- 5,178,298 A 1/1993 Allina
- 5,351,858 A 10/1994 Bar-Yona et al.
- 5,361,908 A 11/1994 Drew et al.
- D362,517 S * 9/1995 Pirmayer D28/49
- 5,460,295 A 10/1995 Law
- 5,553,739 A 9/1996 Plum et al.
- 5,632,399 A 5/1997 Palmieri et al.
- 5,657,901 A 8/1997 Farside
- D385,093 S * 10/1997 Cass D2/957
- 5,687,885 A 11/1997 Turk et al.
- D399,604 S * 10/1998 Wolff D28/66
- 5,816,441 A 10/1998 Farside
- D405,524 S * 2/1999 Falk et al. D24/113
- 5,954,228 A 9/1999 Minnette
- 6,119,958 A 9/2000 De Vecchi
- 6,206,235 B1 3/2001 Green
- D475,917 S 6/2003 Grant
- D485,490 S * 1/2004 Grant D9/339

* cited by examiner

Primary Examiner—Philip S. Hyder

Assistant Examiner—Daniel Bui

(74) *Attorney, Agent, or Firm*—Evan J. Federman; Darryl C. Little; Kenneth G. Lemke

(57) **CLAIM**

The ornamental design for a dispenser, as shown and described.

DESCRIPTION

FIG. 1 is a front perspective view of the dispenser; FIG. 2 is a top plan view of the dispenser; FIG. 3 is a left side elevational view of the dispenser; FIG. 4 is a front elevational view of the dispenser; FIG. 5 is a rear elevational view of the dispenser; FIG. 6 is a right side elevational view of the dispenser; and, FIG. 7 is a bottom plan view of the dispenser. The broken line showing on FIGS. 1, 3, 5, 6 and 7 are for illustrative purposes only and form no part of the claimed design.

1 Claim, 4 Drawing Sheets

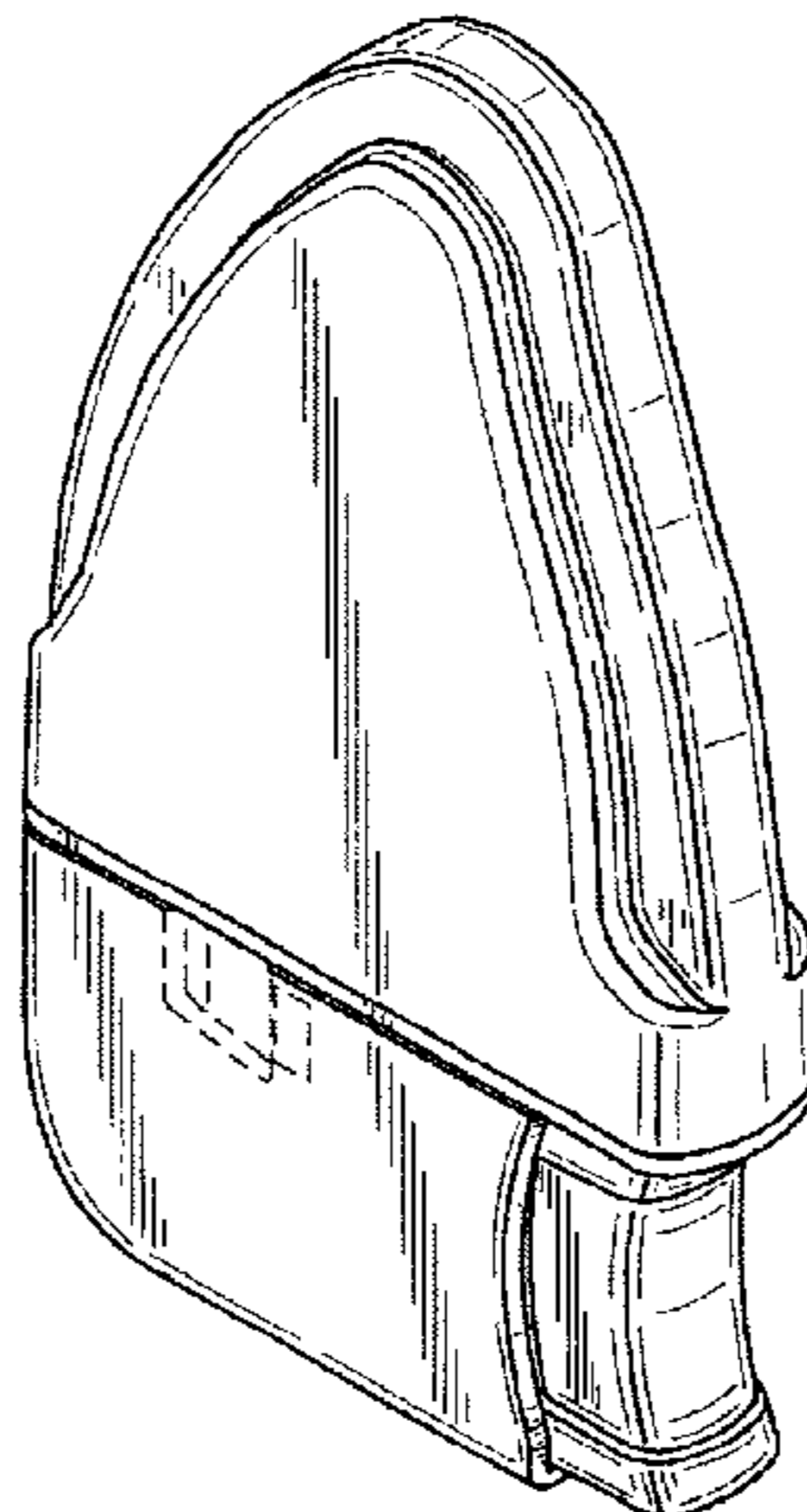


FIG. 1

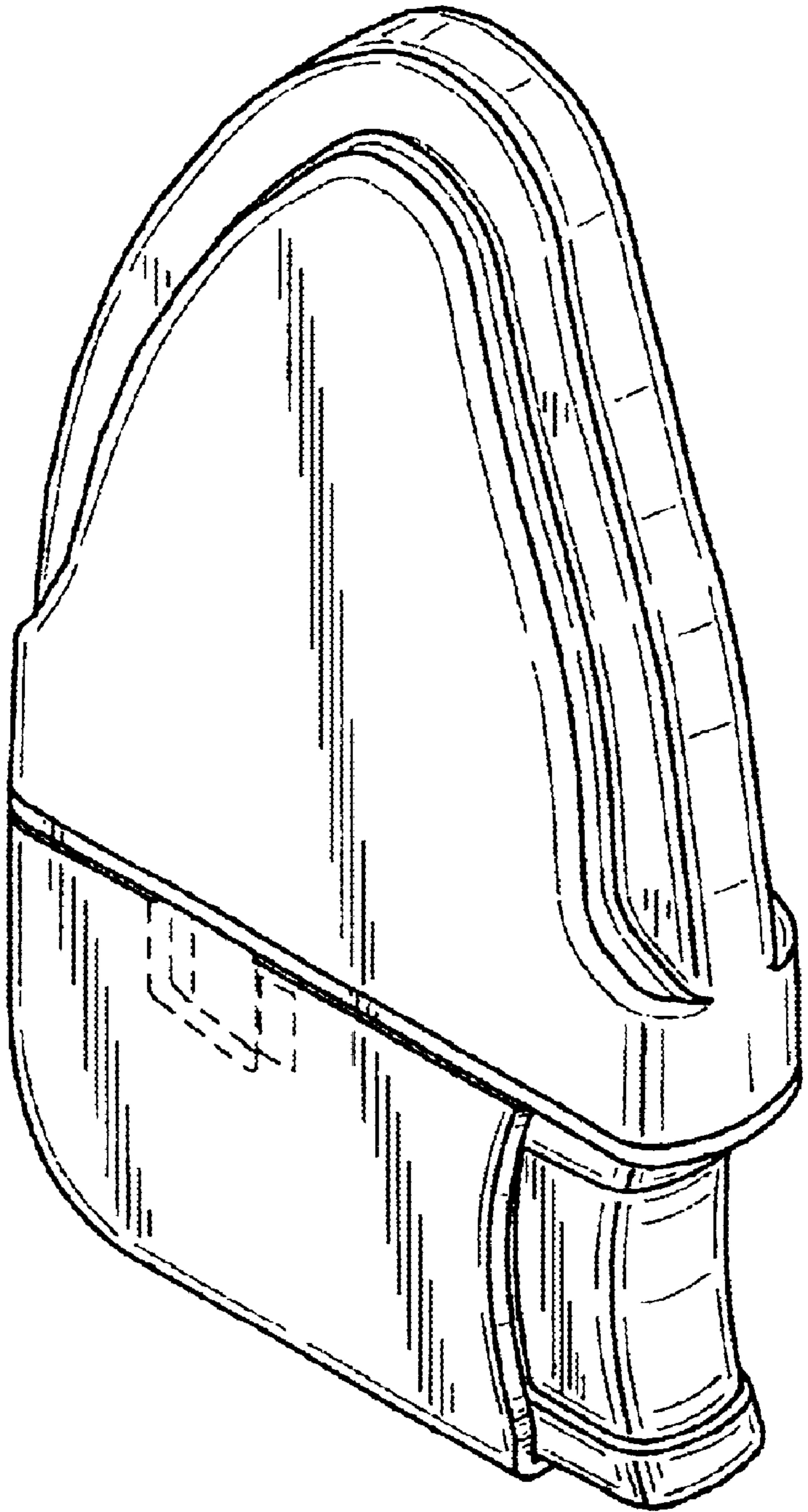


FIG. 2




FIG. 3

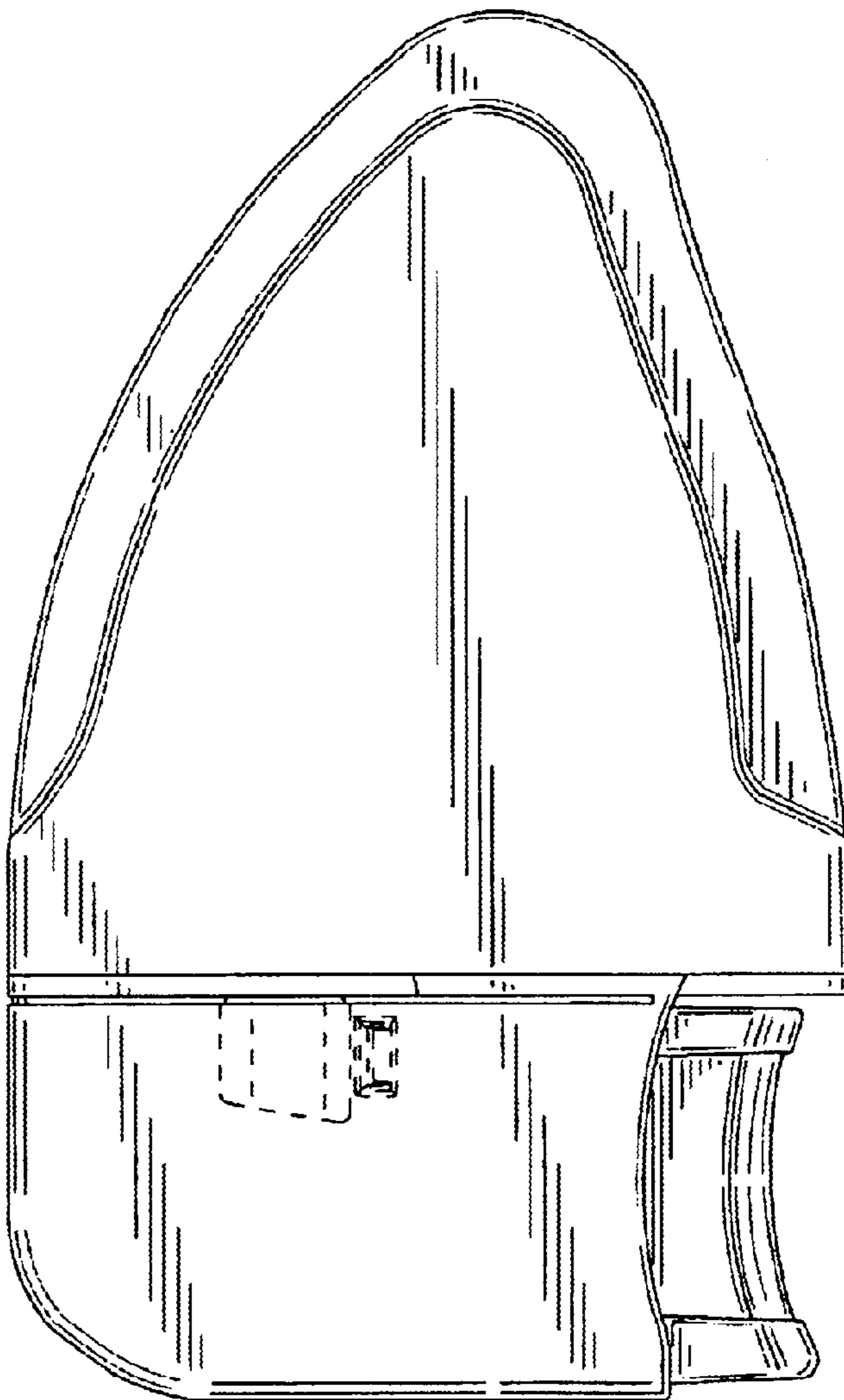


FIG. 4

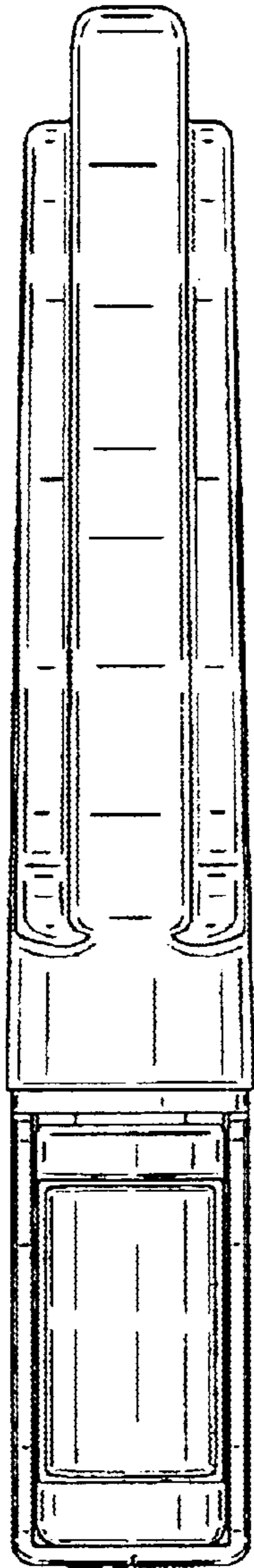


FIG. 5

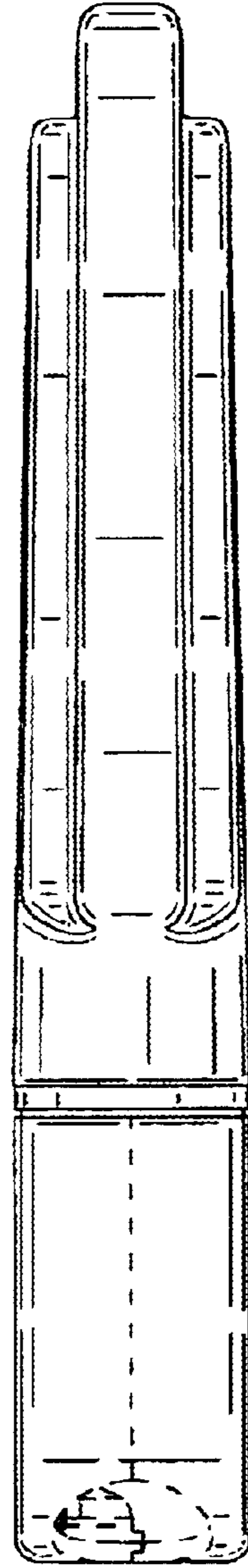


FIG. 6

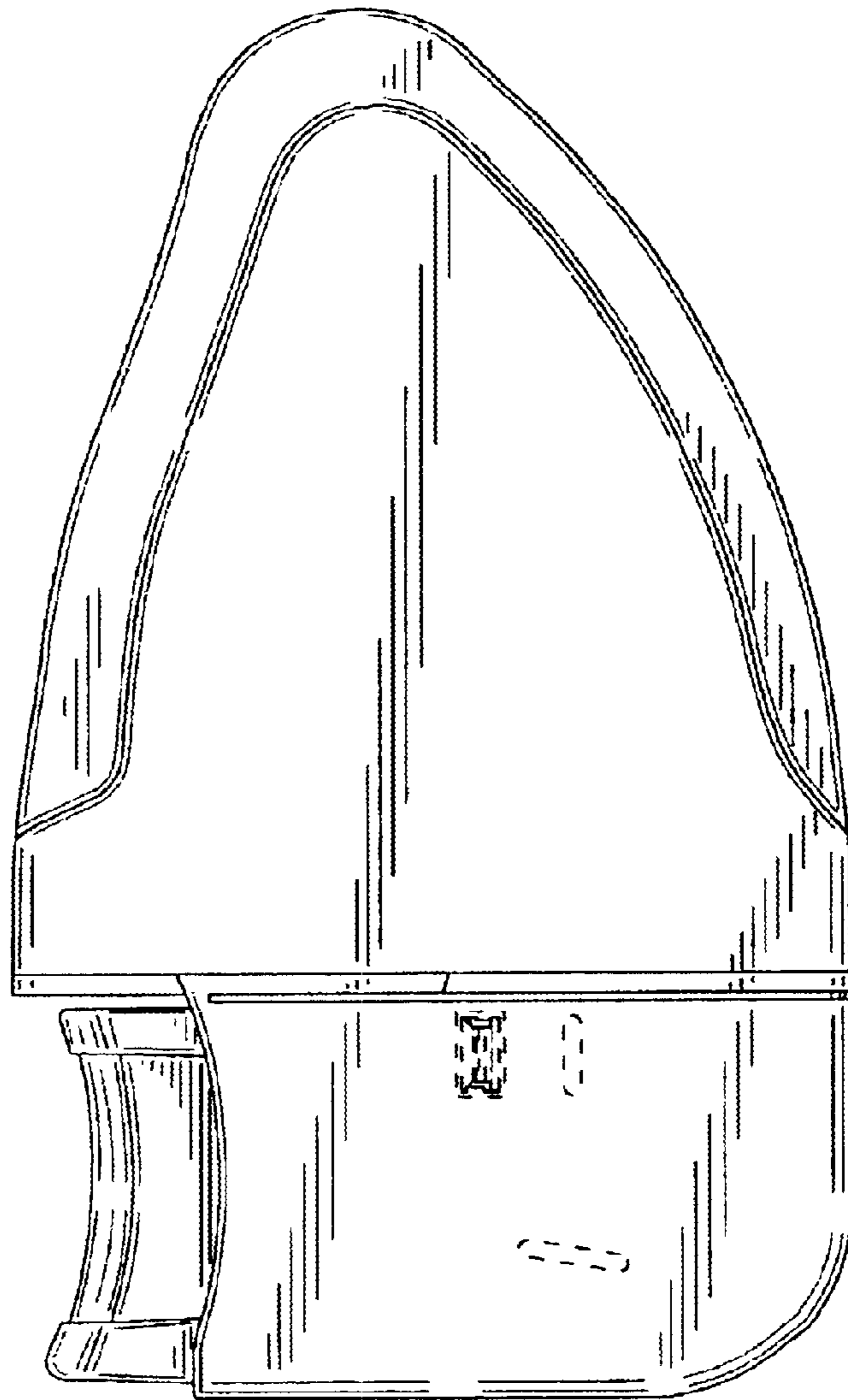


FIG. 7

