



US00D491447S

(12) **United States Design Patent**
Diss

(10) **Patent No.:** **US D491,447 S**

(45) **Date of Patent:** **** Jun. 15, 2004**

(54) **HANGING BRACKET FOR VINYL SIDING**

(76) Inventor: **Derek F. Diss**, 4812 Harvest Cir.,
Canton, OH (US) 44707

(**) Term: **14 Years**

(21) Appl. No.: **29/192,031**

(22) Filed: **Oct. 17, 2003**

(51) **LOC (7) Cl.** **08-05**

(52) **U.S. Cl.** **D8/373; D8/371**

(58) **Field of Search** **D8/371, 373; 248/200,**
248/300, 48.2; 52/309.1, 715

(56) **References Cited**

U.S. PATENT DOCUMENTS

372,955	A	*	11/1887	Blakeley	248/200
3,163,389	A	*	12/1964	Thornburgh	248/211
3,458,962	A	*	8/1969	Kendall	52/309.1
3,953,015	A		4/1976	Taylor et al.		
4,314,429	A		2/1982	Casteel et al.		
D312,038	S		11/1990	Sachs		
5,275,366	A		1/1994	Simmons		
5,388,802	A		2/1995	Dougan et al.		
5,549,266	A		8/1996	Mitchell et al.		
D373,948	S		9/1996	Etzel et al.		
5,669,709	A		9/1997	Adams		
5,794,384	A		8/1998	Dean et al.		

6,289,617	B1		9/2001	Snyder		
6,434,853	B2		8/2002	Pyburn		
D463,255	S	*	9/2002	Snyder	D8/373
2002/0186562	A1		12/2002	Schroetter		

OTHER PUBLICATIONS

Springs and formed wire catalog, 1948, p. 8, clip circled middle of page.*

* cited by examiner

Primary Examiner—Holly Baynham

(74) *Attorney, Agent, or Firm*—Sand & Sebolt

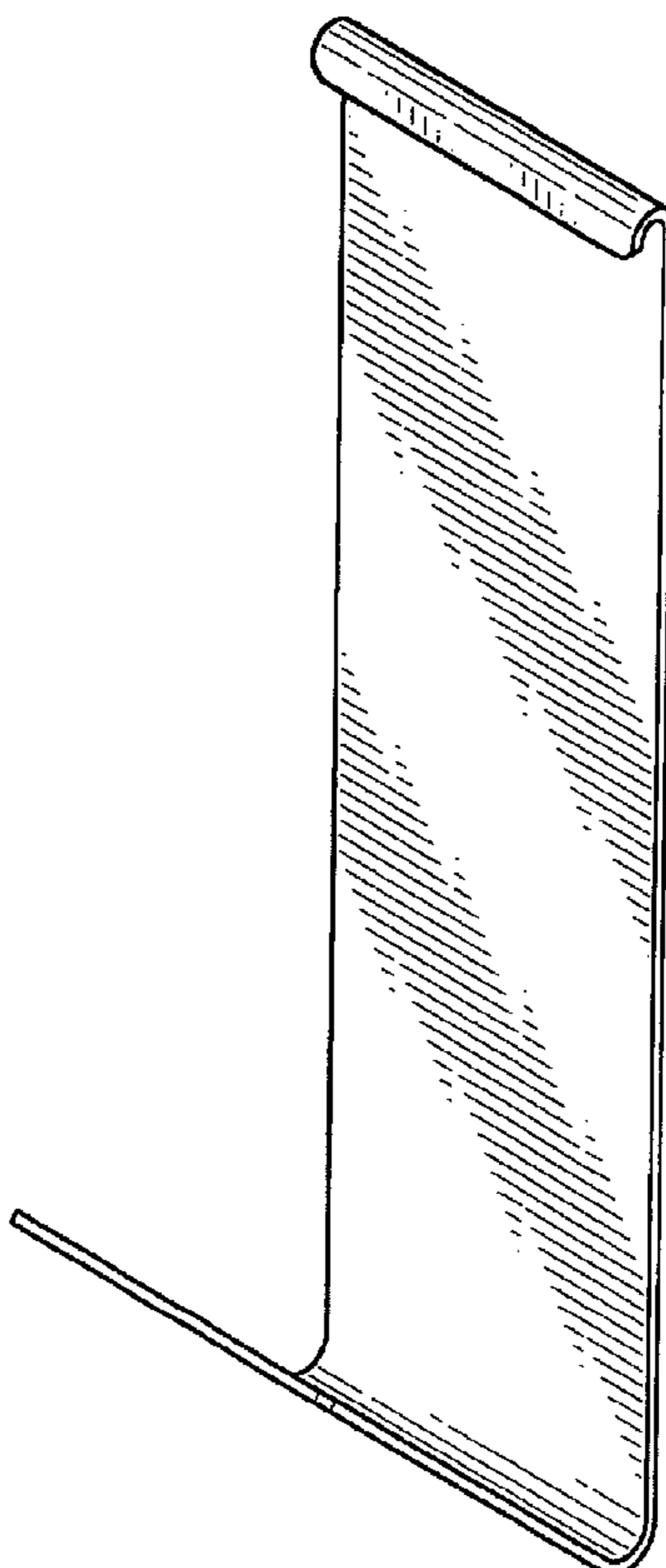
(57) **CLAIM**

The ornamental design for the hanging bracket for vinyl siding, as shown and described.

DESCRIPTION

FIG. 1 is a perspective view of the hanging bracket for vinyl siding showing my new design;
FIG. 2 is a front elevational view thereof;
FIG. 3 is a right side elevational view thereof, the opposite side being a mirror image;
FIG. 4 is a rear elevational view thereof;
FIG. 5 is a top plan view thereof; and,
FIG. 6 is a bottom plan view thereof.

1 Claim, 2 Drawing Sheets



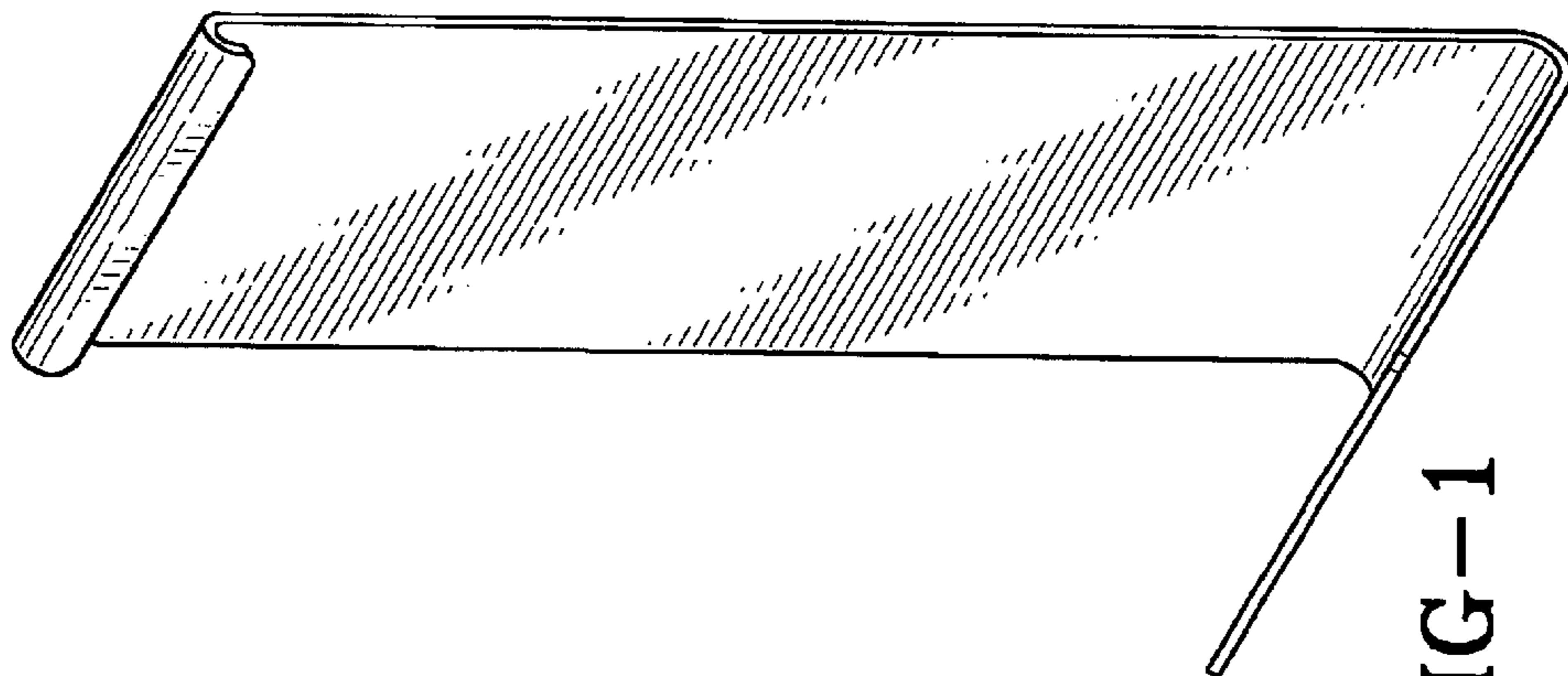


FIG-1

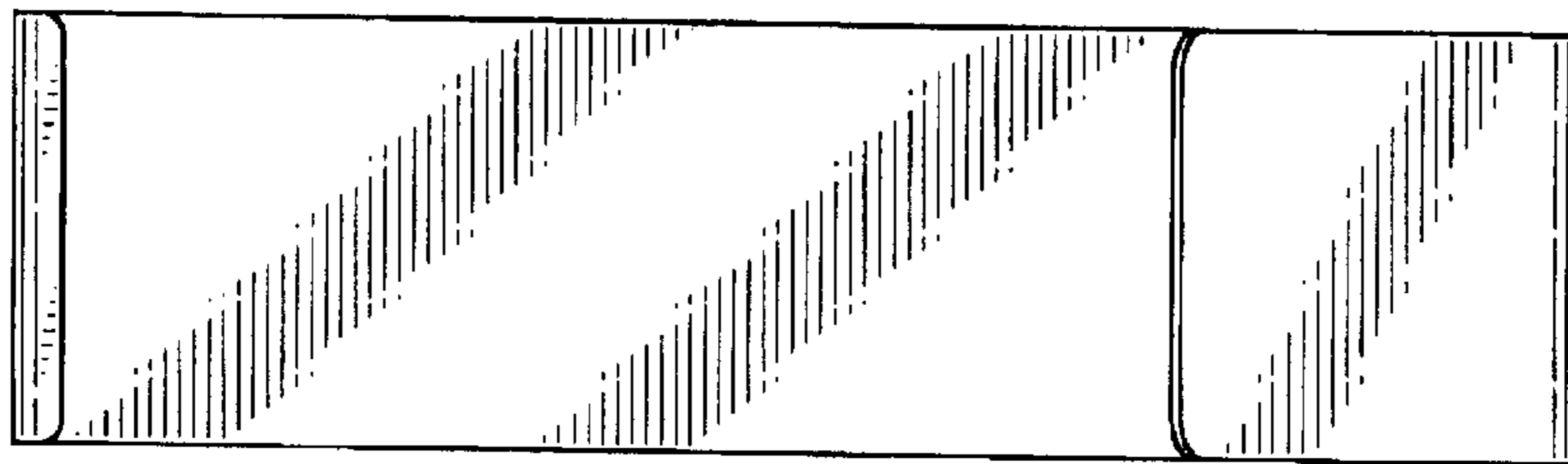


FIG-2




FIG-3

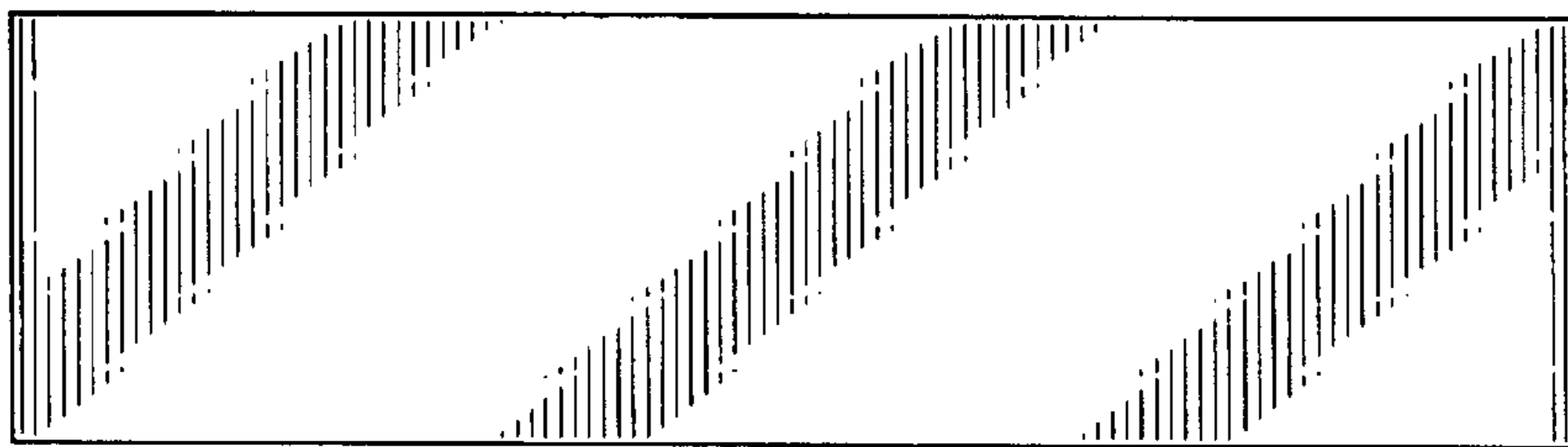


FIG-4

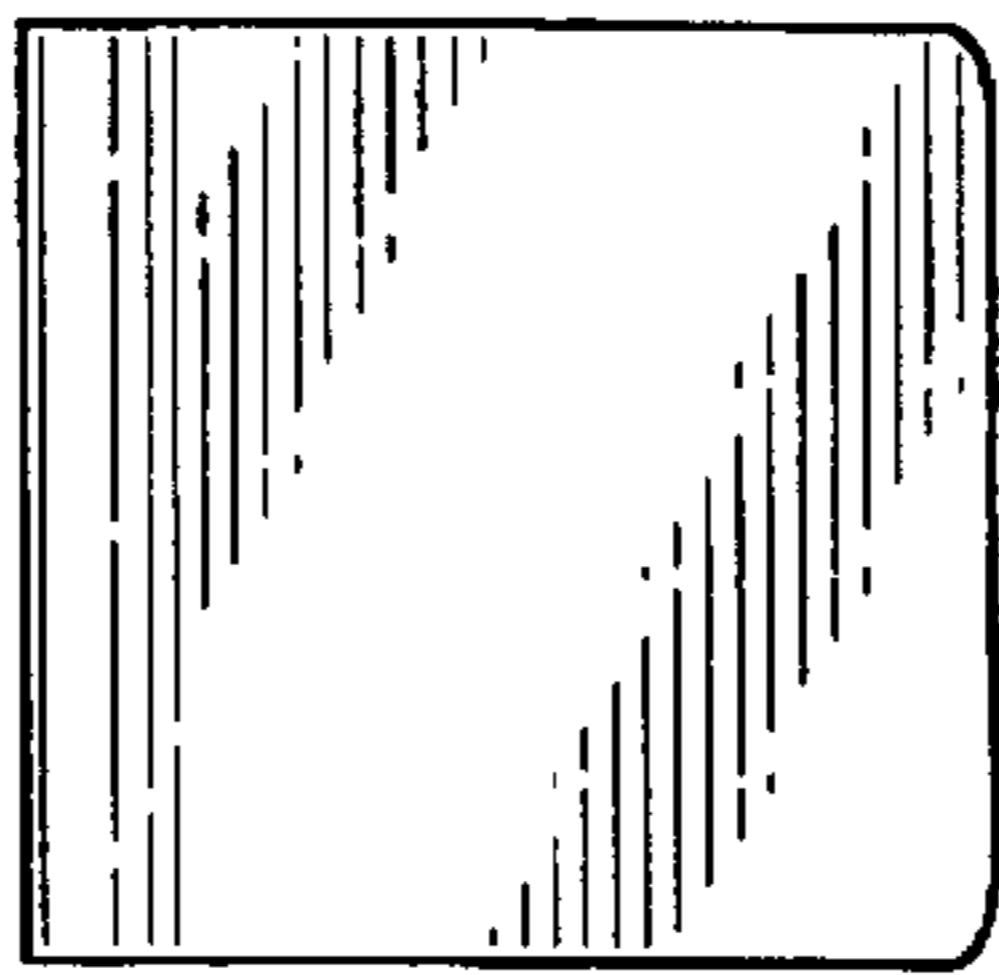


FIG-5

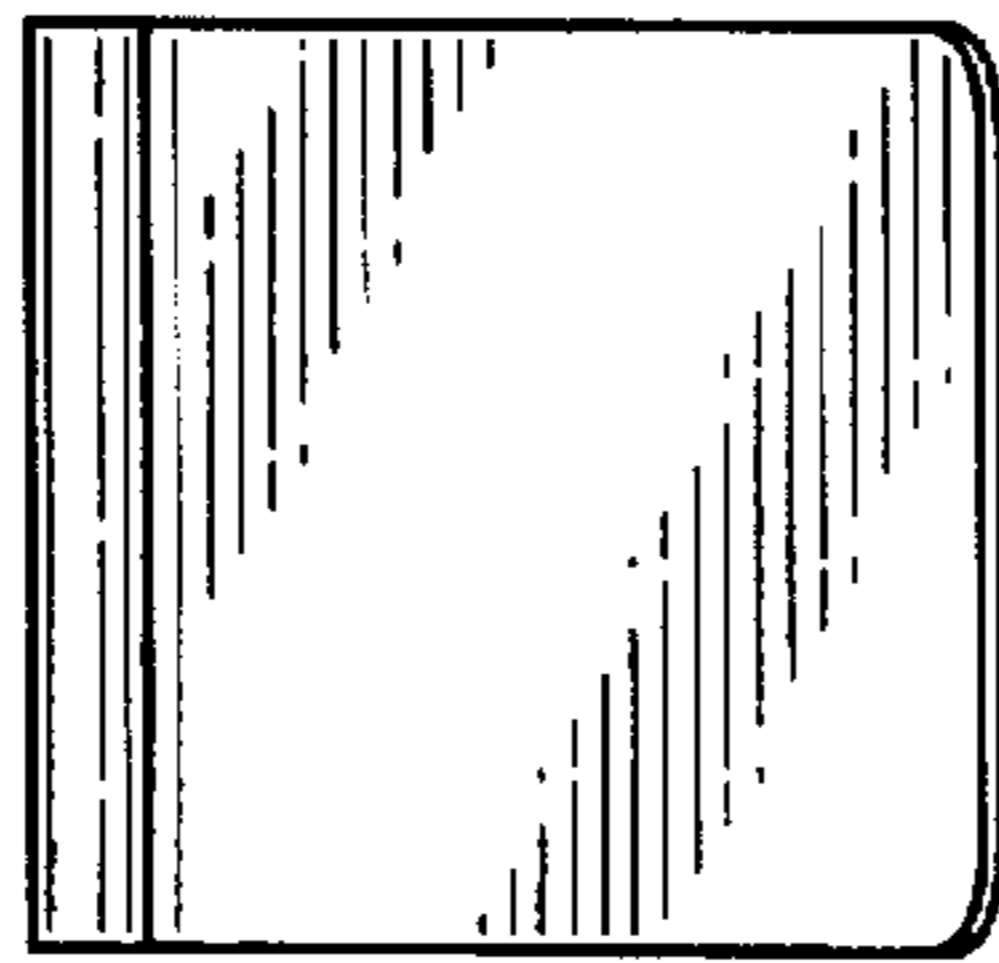


FIG-6