



US00D491445S

(12) **United States Design Patent**
Clucas

(10) **Patent No.:** **US D491,445 S**

(45) **Date of Patent:** **** Jun. 15, 2004**

(54) **DOOR RACK**

D470,394 S * 2/2003 Harwanko D8/372

(75) Inventor: **Michael Clucas**, Newark, DE (US)

* cited by examiner

(73) Assignee: **Zenith Products Corp.**, New Castle, DE (US)

Primary Examiner—Holly Baynham
(74) *Attorney, Agent, or Firm*—Edgar A. Zarins; Lloyd D. Doigan

(**) Term: **14 Years**

(57) **CLAIM**

(21) Appl. No.: **29/183,570**

The ornamental design for a door rack, as shown and described.

(22) Filed: **Jun. 13, 2003**

(51) **LOC (7) Cl.** **08-05**

(52) **U.S. Cl.** **D8/372; D8/370**

(58) **Field of Search** D8/372, 370; D6/553, D6/566; 211/94.1, 104

DESCRIPTION


FIG. 1 is a perspective view of a door rack showing my new design;
FIG. 2 is a front elevational view thereof;
FIG. 3 is a top plan view thereof;
FIG. 4 is a bottom plan view thereof; and,
FIG. 5 is a left end view thereof, the opposite end being a mirror image of the side shown.

(56) **References Cited**

U.S. PATENT DOCUMENTS

D371,484 S * 7/1996 Munoz D6/566
D424,856 S * 5/2000 Janis D6/566

1 Claim, 3 Drawing Sheets



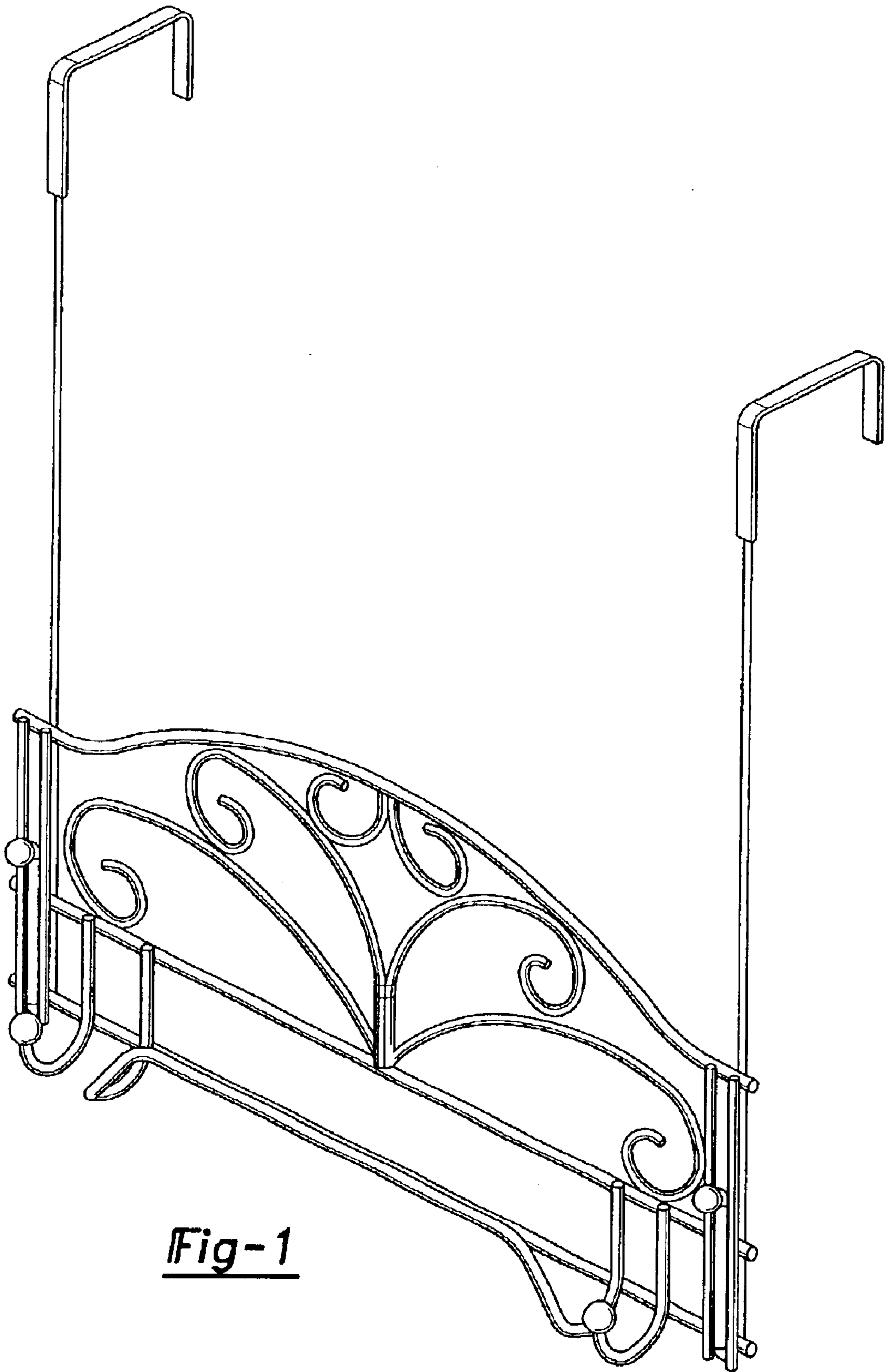


Fig-1




Fig-2

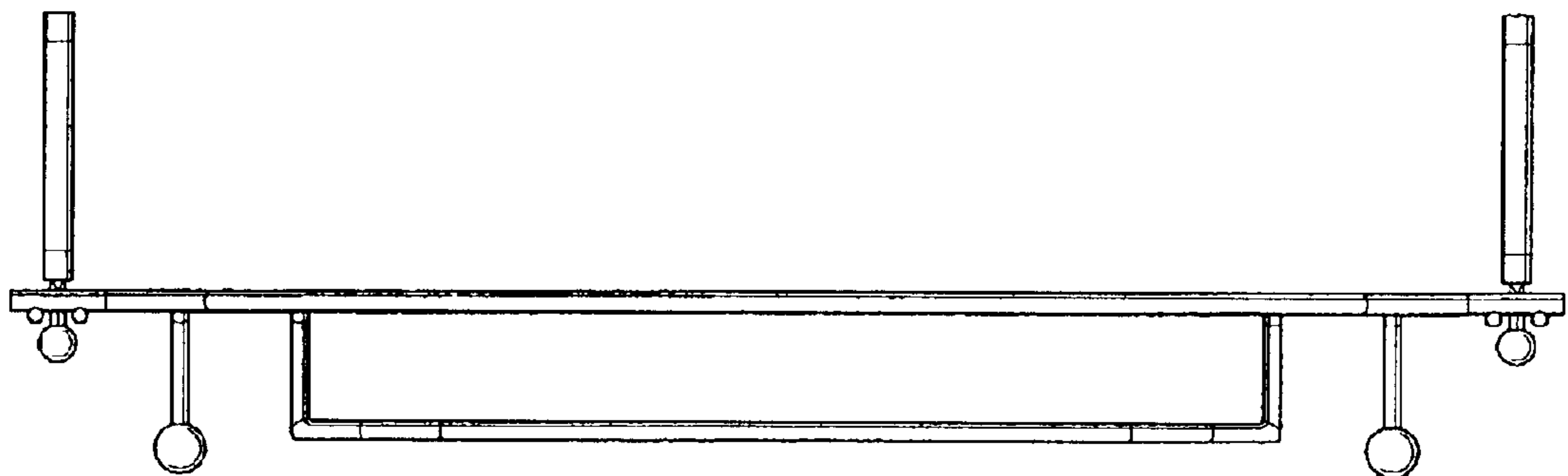


Fig-3

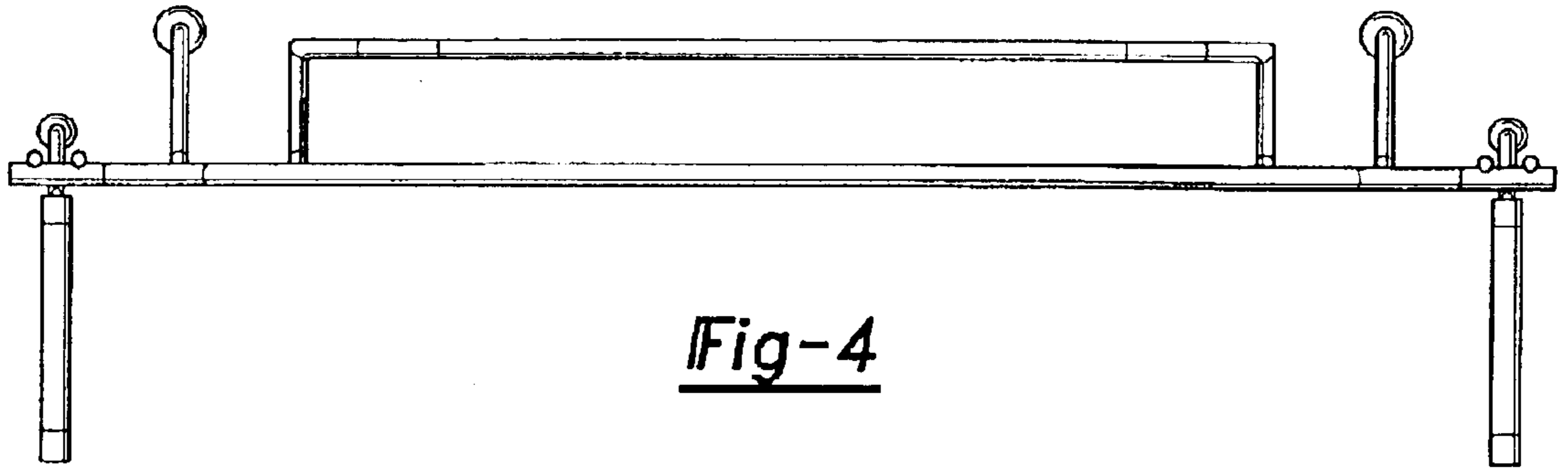


Fig-4

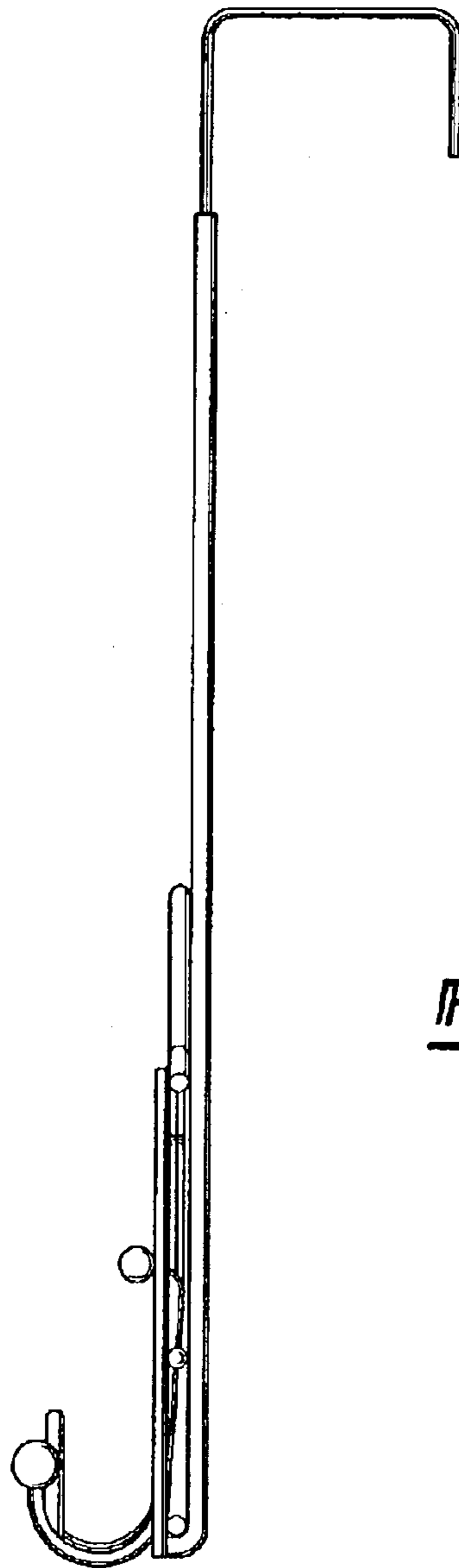


Fig-5