



US00D491427S

(12) **United States Design Patent**  
**Weimer**

(10) **Patent No.:** **US D491,427 S**

(45) **Date of Patent:** **\*\* Jun. 15, 2004**

(54) **UNIVERSAL CAMSHAFT RETAINER**

(76) Inventor: **David Weimer**, 3436 Terrazzo Ter.,  
Virginia Beach, VA (US) 23452

(\*\*) Term: **14 Years**

(21) Appl. No.: **29/166,599**

(22) Filed: **Aug. 30, 2002**

(51) **LOC (7) Cl.** ..... **08-05**

(52) **U.S. Cl.** ..... **D8/19**

(58) **Field of Search** ..... D8/14, 16, 19,  
D8/349, 354, 366, 373, 380; 29/220, 269,  
270, 275, 281.1, 281.5, 281.6, 283, 888.1,  
888.011, 888.06, 888.08; 123/90.17, 90.27,  
90.31, 90.36, 90.41, 90.52, 90.6; 248/300,  
671, 676; 108/71; 269/1, 289 R, 296, 909

(56) **References Cited**

**U.S. PATENT DOCUMENTS**

884,751 A \* 4/1908 McBean et al. .... 29/220  
908,556 A \* 1/1909 Gaylord ..... 29/220  
1,854,736 A \* 4/1932 Griffith ..... 29/270

1,900,314 A \* 3/1933 Strom ..... 29/270  
D309,411 S \* 7/1990 Strock ..... D8/19  
6,491,330 B1 \* 12/2002 Mankame et al. .... 294/99.1

\* cited by examiner

*Primary Examiner*—James Gandy  
*Assistant Examiner*—Elizabeth Albert  
(74) *Attorney, Agent, or Firm*—William G. Sykes

(57) **CLAIM**

The ornamental design for a universal camshaft retainer, as shown.

**DESCRIPTION**

FIG. 1 is a front and bottom perspective view of a universal camshaft retainer showing my new design;  
FIG. 2 is a back plan view thereof;  
FIG. 3 is a front plan view thereof;  
FIG. 4 is a right elevation view thereof;  
FIG. 5 is a left elevation view thereof;  
FIG. 6 is a top elevation view thereof; and,  
FIG. 7 is a bottom elevation view thereof.

**1 Claim, 7 Drawing Sheets**

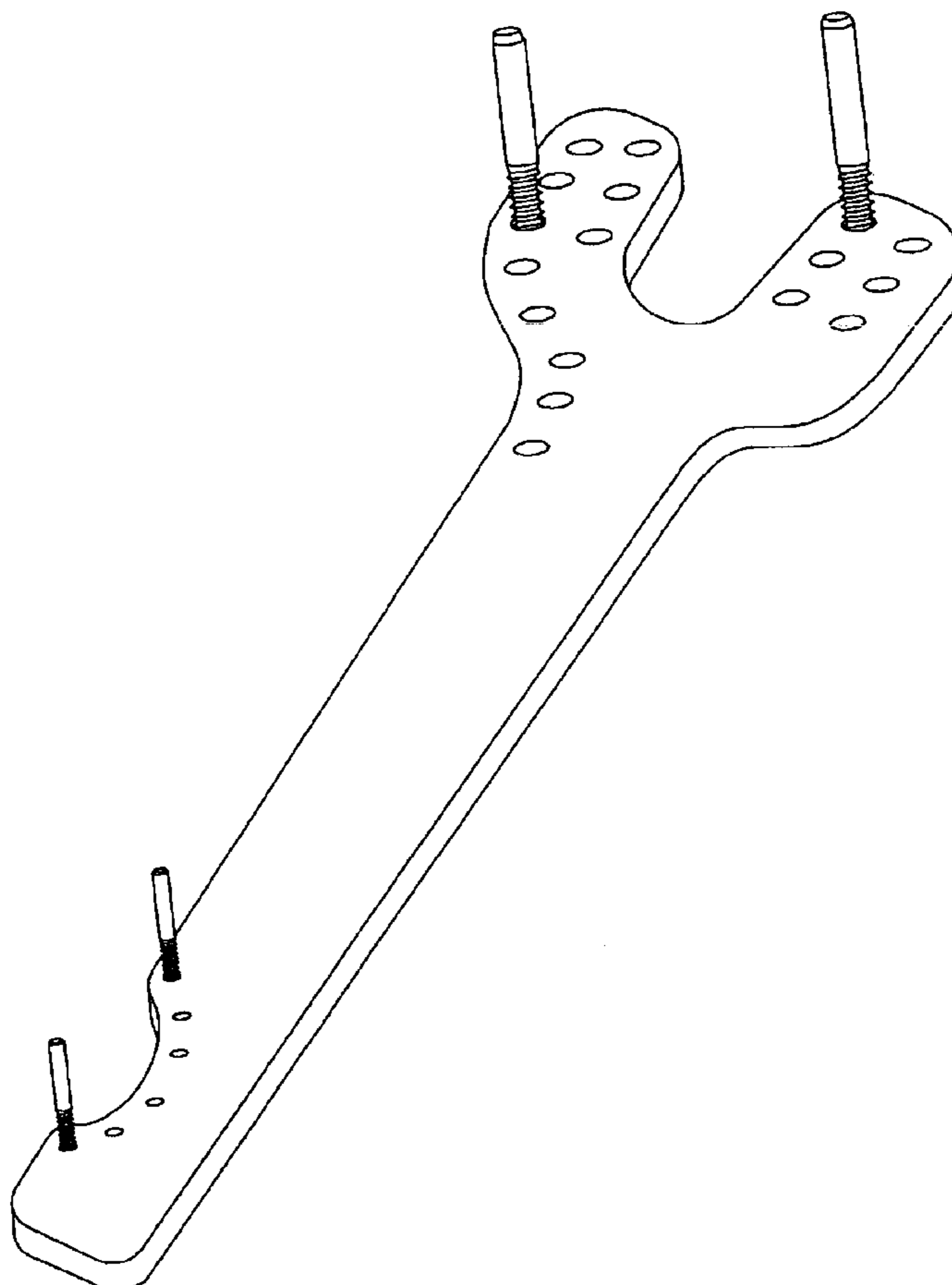


Fig. 1

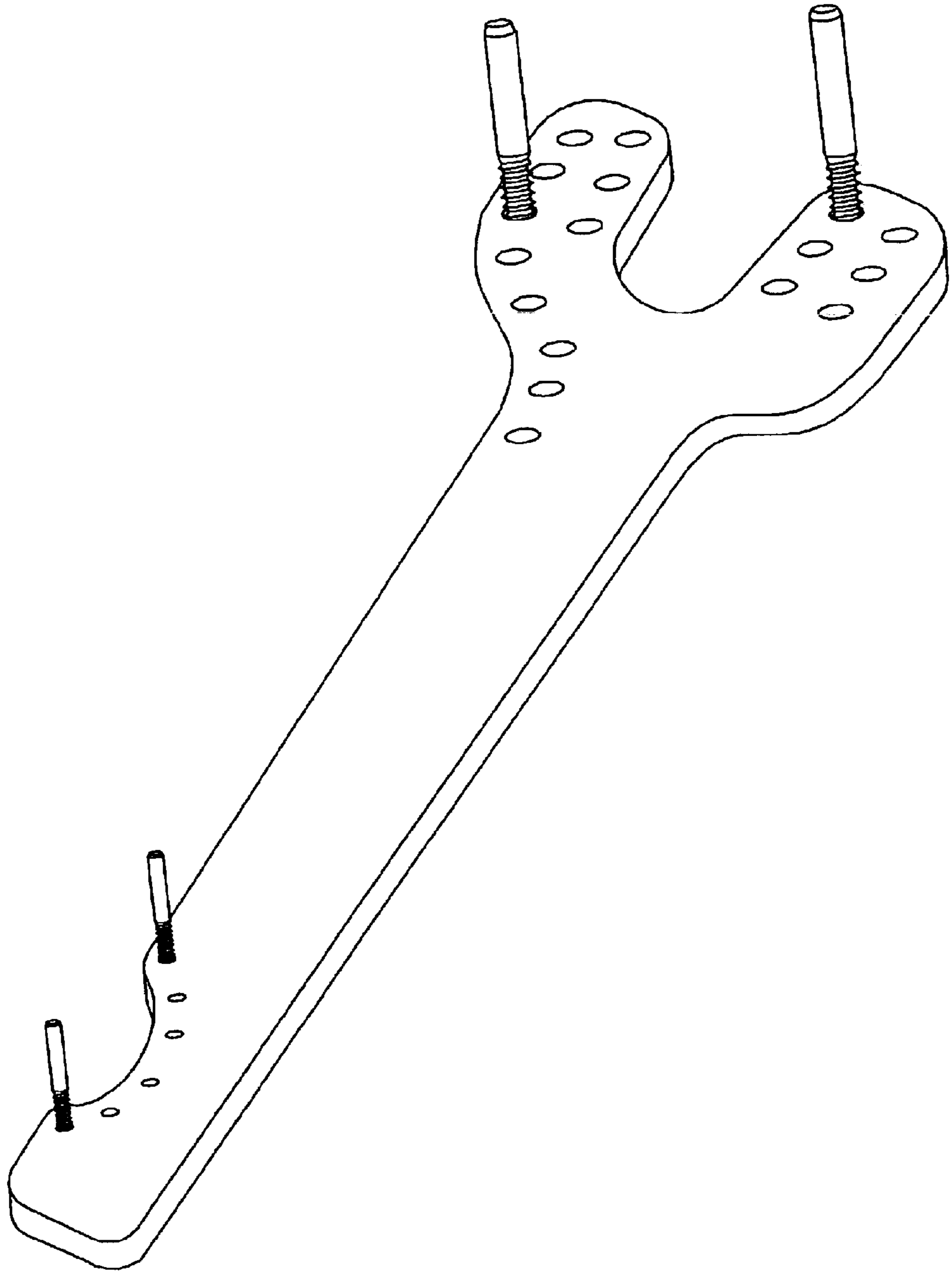


Fig. 2




Fig. 3

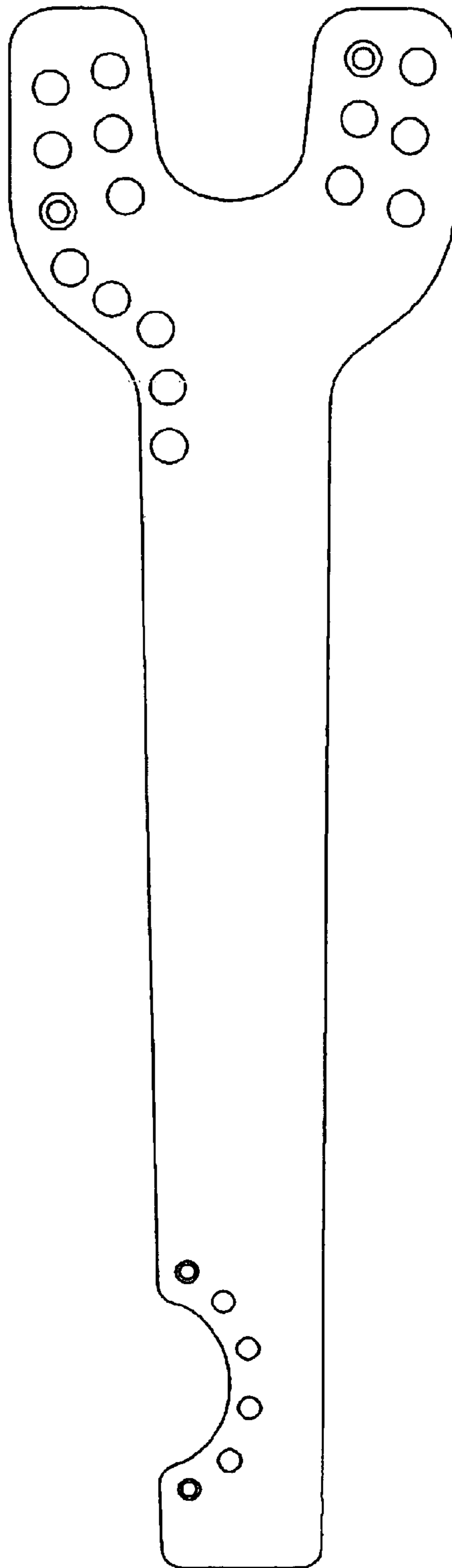


Fig. 4




Fig. 5

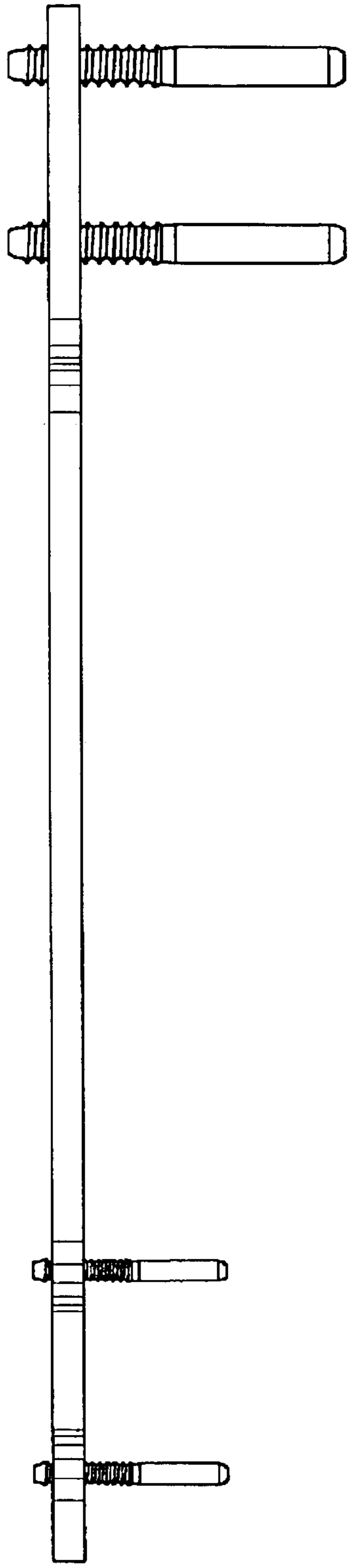


Fig. 6

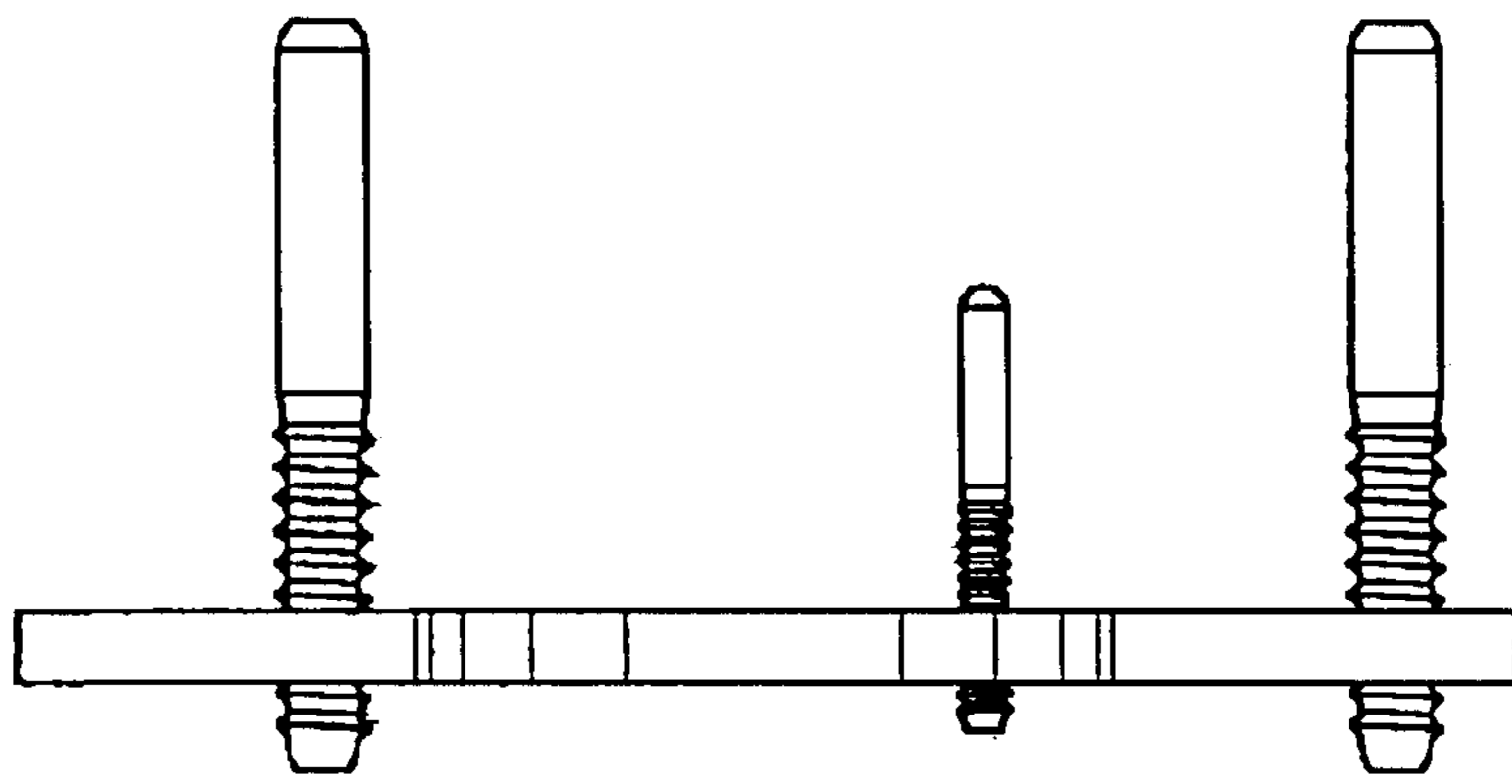


Fig. 7

