



US00D491425S

(12) **United States Design Patent**  
**Rosenthal**

(10) **Patent No.:** **US D491,425 S**

(45) **Date of Patent:** **\*\* Jun. 15, 2004**

(54) **SPOON**

D367,406 S \* 2/1996 Ancona ..... D7/692  
D432,877 S \* 10/2000 Kwok ..... D7/692

(76) Inventor: **Gunter Rosenthal**, 5850 Bouis  
Thimens, St. Laurent Quebec (CA),  
H4S 1S5

\* cited by examiner

(\*\*) Term: **14 Years**

*Primary Examiner*—Terry A. Wallace  
(74) *Attorney, Agent, or Firm*—King & Jovanovic, PLC

(21) Appl. No.: **29/187,752**

(57) **CLAIM**

(22) Filed: **Aug. 6, 2003**

The ornamental design for a spoon, as shown and described.

**Related U.S. Application Data**

**DESCRIPTION**

(63) Continuation of application No. 10/328,742, filed on Dec.  
19, 2002.

FIG. 1 is a side elevational view of the spoon, showing, in  
particular the ornamental design thereof;

(51) **LOC (7) Cl.** ..... **07-02**

FIG. 2 is a front elevational view thereof;

(52) **U.S. Cl.** ..... **D7/692**

FIG. 3 is a back elevational view thereof;

(58) **Field of Search** ..... D7/691, 692, 688,  
D7/401.2, 647; 30/324–328

FIG. 4 is a perspective view thereof; and,

FIG. 5 is a top plan view thereof.

It will be understood that the applicant disclaims the handle  
as shown in phantom in the drawings.

(56) **References Cited**

**U.S. PATENT DOCUMENTS**

4,043,039 A \* 8/1977 Goetze, Jr. .... 30/325

**1 Claim, 1 Drawing Sheet**

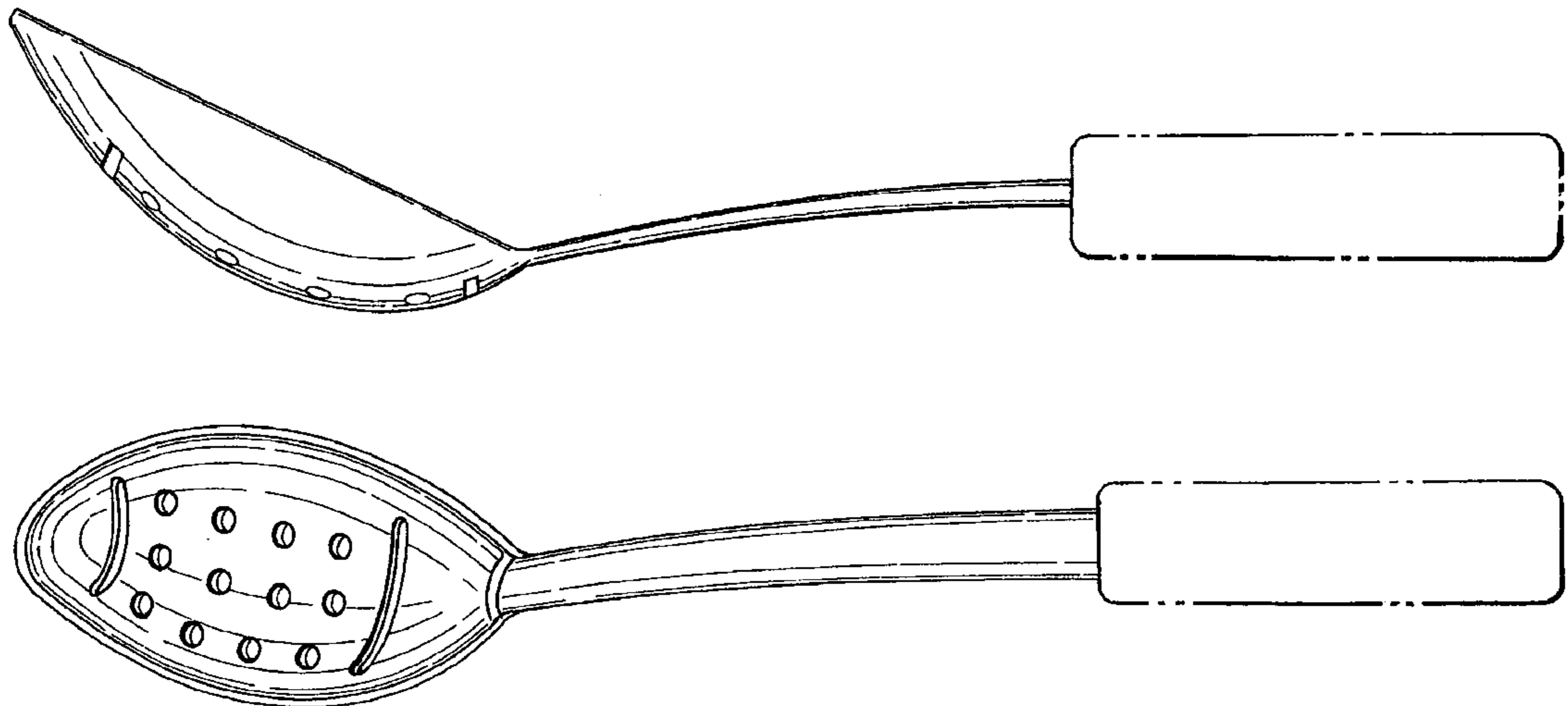




FIG. 1

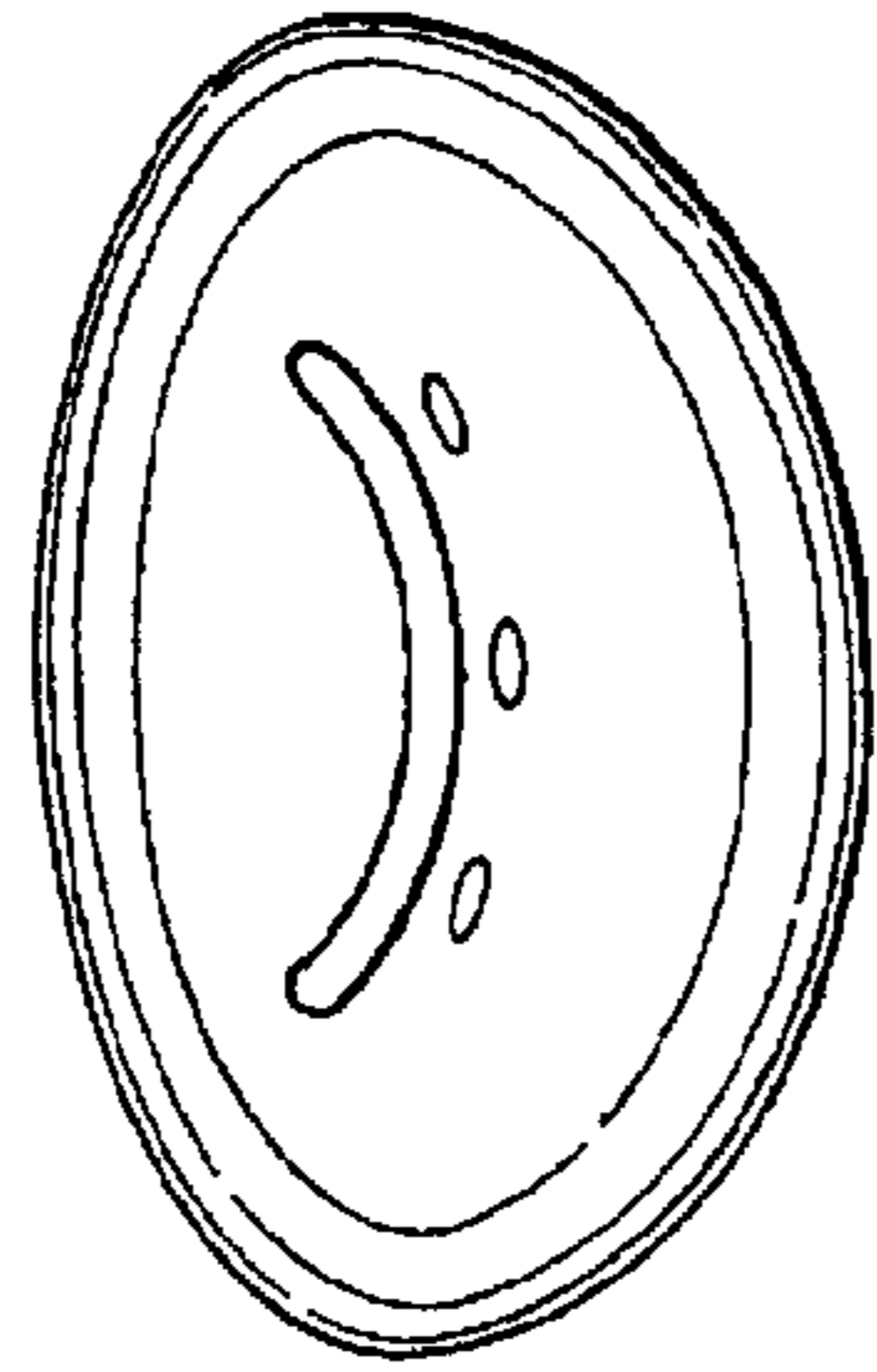


FIG. 2

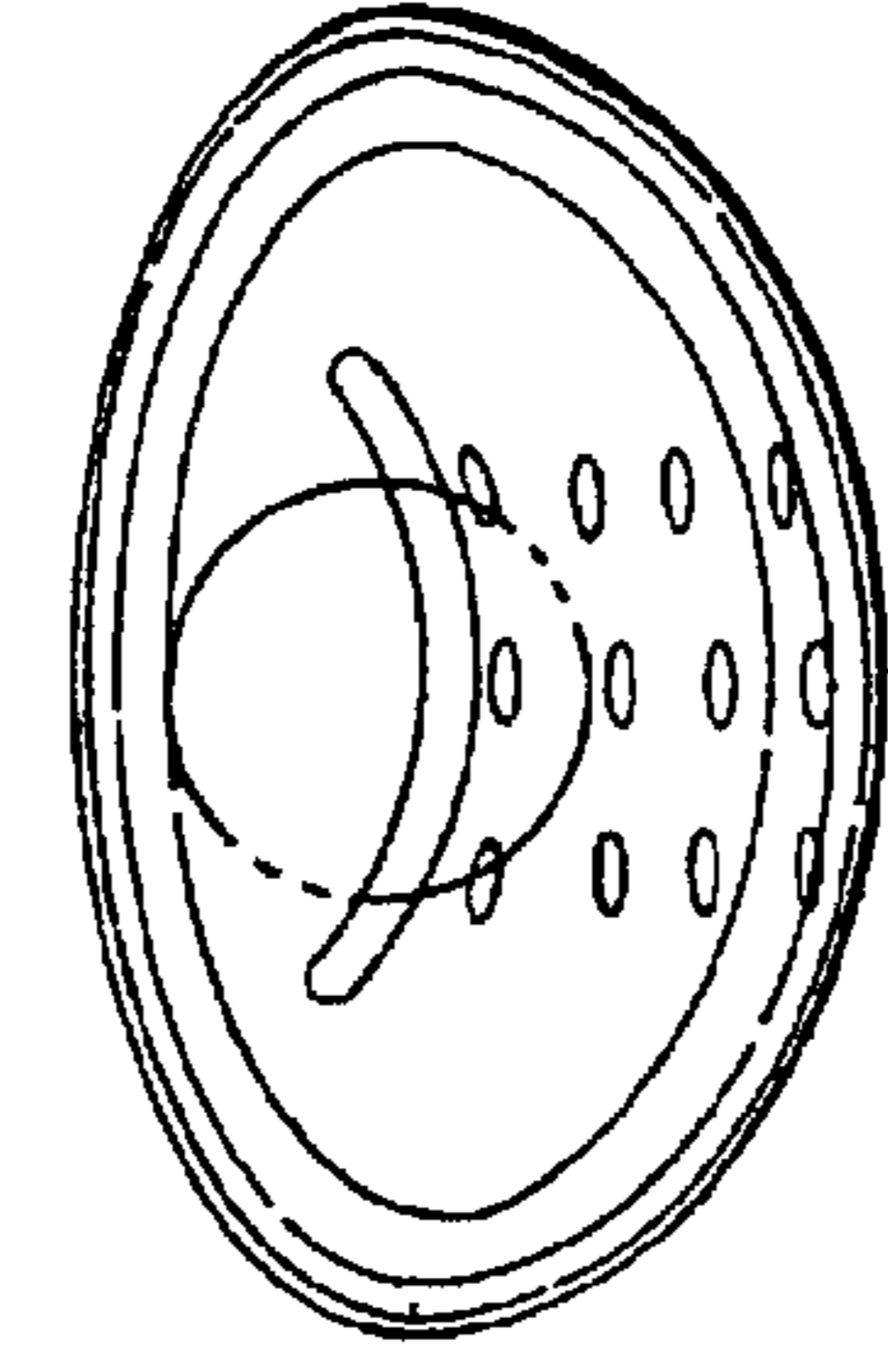


FIG. 3

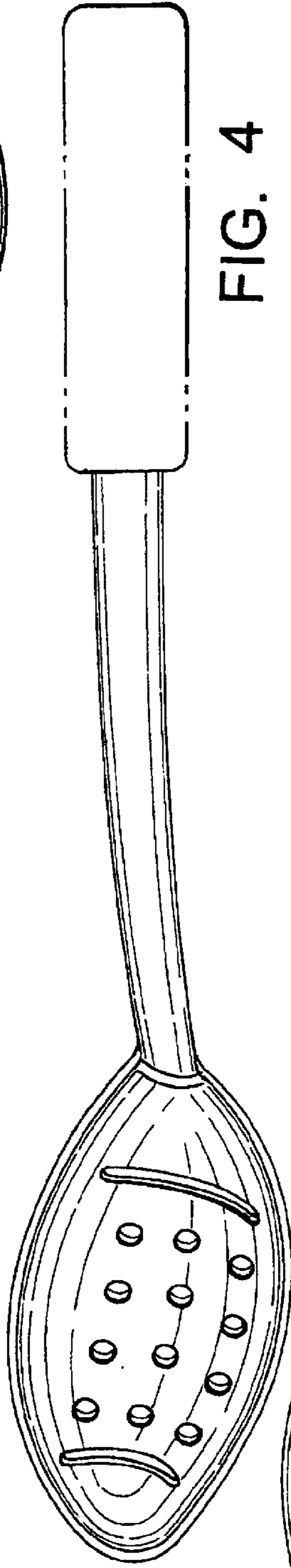


FIG. 4

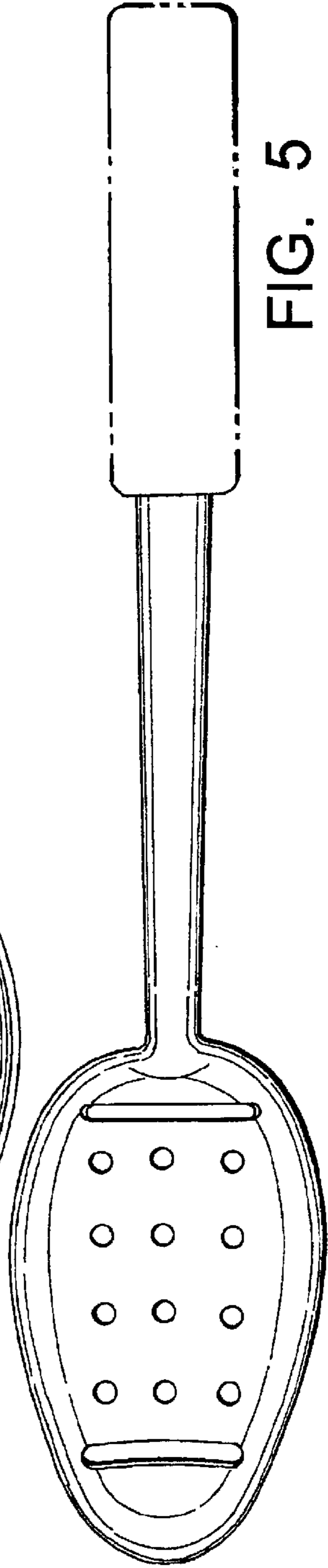


FIG. 5