



US00D491413S

(12) **United States Design Patent**  
**Rosenthal**

(10) **Patent No.:** **US D491,413 S**

(45) **Date of Patent:** **\*\* Jun. 15, 2004**

(54) **UTENSIL HANDLE**

D381,556 S \* 7/1997 Cohen et al. .... D7/395

(76) Inventor: **Gunter Rosenthal**, 5850 Bouis  
Thimens, St. Laurent, Quebec (CA),  
H4S 1S5

\* cited by examiner

(\*\*) Term: **14 Years**

*Primary Examiner*—Terry A. Wallace  
(74) *Attorney, Agent, or Firm*—King & Jovanovic, PLC

(21) Appl. No.: **29/187,742**

(57) **CLAIM**

(22) Filed: **Aug. 6, 2003**

The ornamental design for a utensil handle, as shown and described.

**Related U.S. Application Data**

**DESCRIPTION**

(63) Continuation of application No. 10/328,742, filed on Dec. 19, 2002.

FIG. 1 is a top plan view of the utensil handle, showing, in particular the ornamental design thereof;

(51) **LOC (7) Cl.** ..... **07-02**

FIG. 2 is a front elevational view thereof;

(52) **U.S. Cl.** ..... **D7/395**

FIG. 3 is a perspective view thereof;

(58) **Field of Search** ..... D7/393, 395, 354-361,  
D7/681-697; 16/110.1, 430, 431, 436; 220/573.1-573.5,  
769, 770, 771, 752, 753, 759, 912; 294/7,  
8

FIG. 4 is a back elevational view thereof;

FIG. 5 is a bottom plan view thereof; and,

FIG. 6 is a side elevational view thereof.

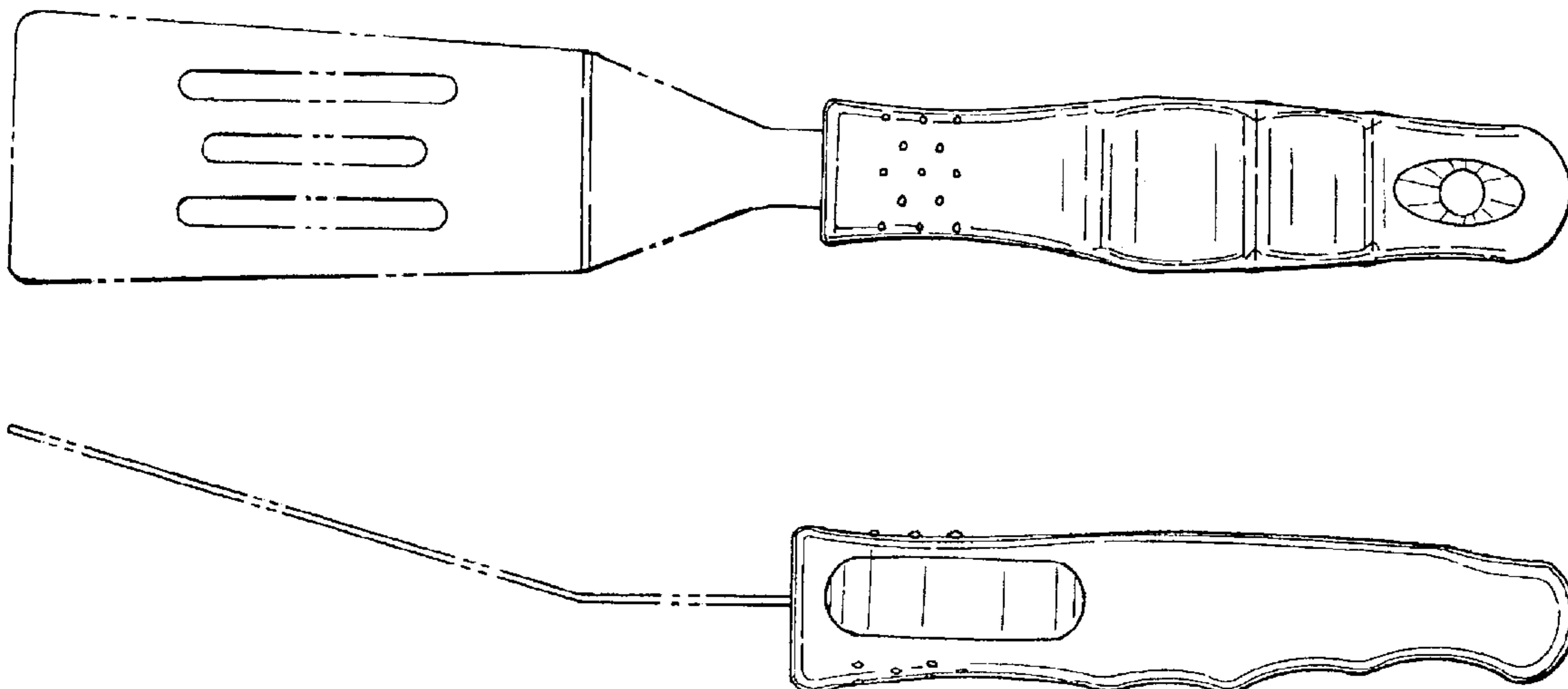
It will be understood that the applicant disclaims the tool as shown in phantom in the drawings.

(56) **References Cited**

**U.S. PATENT DOCUMENTS**

4,926,521 A \* 5/1990 Gagnepain ..... 16/430

**1 Claim, 2 Drawing Sheets**



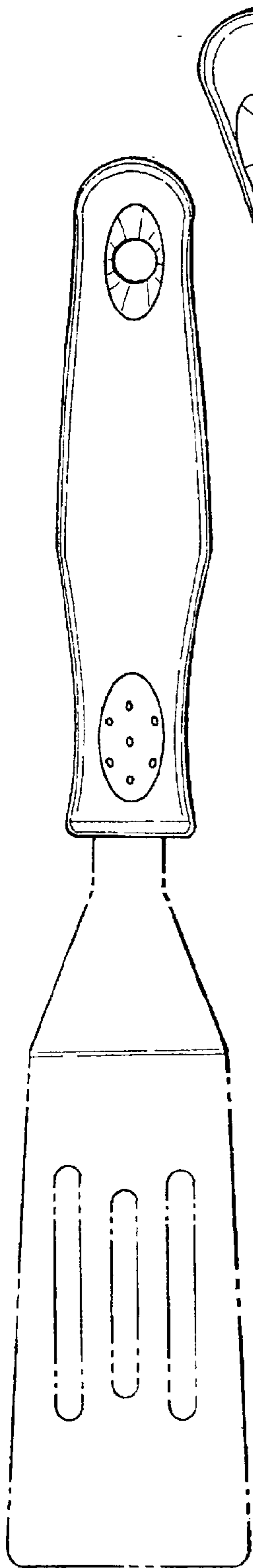


FIG. 1

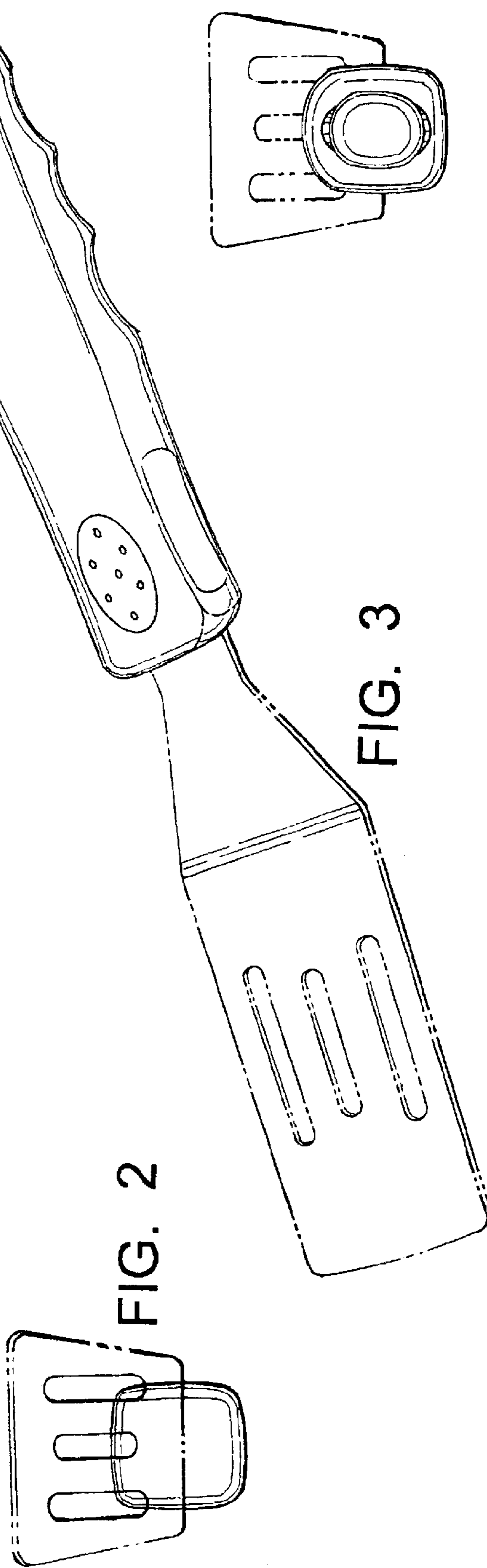


FIG. 2

FIG. 3

FIG. 4

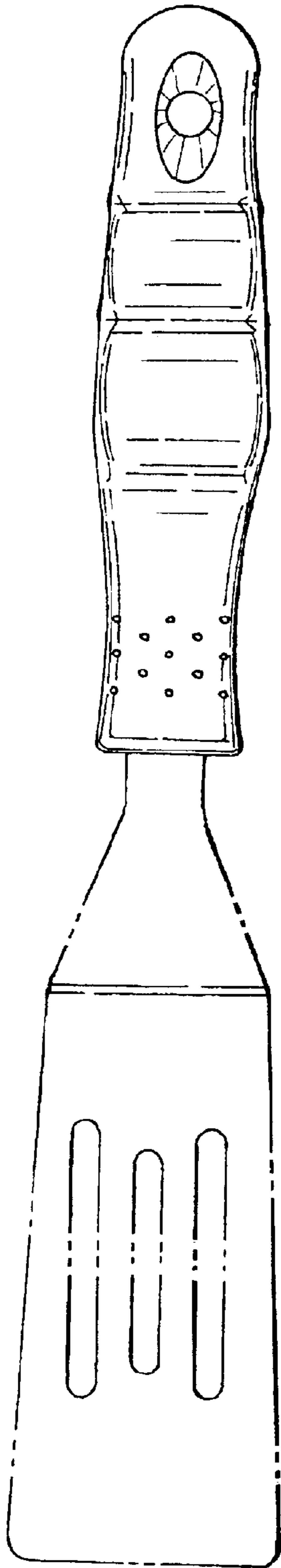


FIG. 5

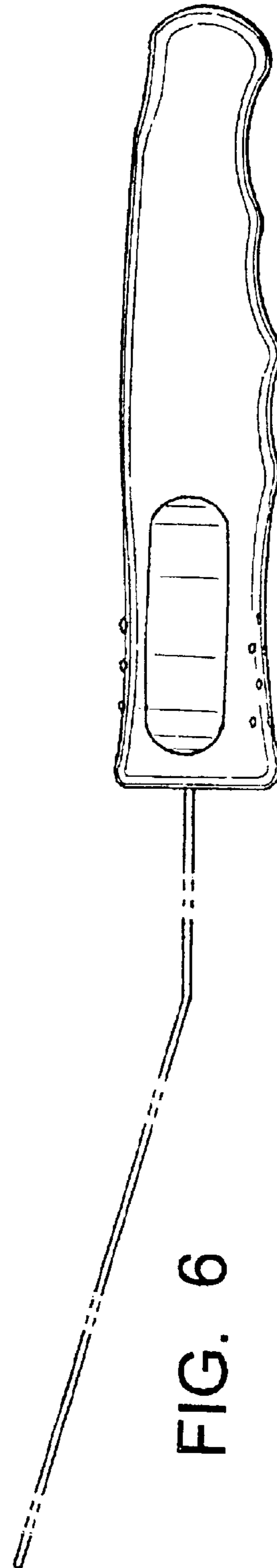


FIG. 6