



US00D491411S

(12) **United States Design Patent**
De Mello

(10) **Patent No.:** **US D491,411 S**

(45) **Date of Patent:** **** Jun. 15, 2004**

(54) **STOVE**

5,038,748 A * 8/1991 Lockwood et al. 126/19 R
D405,311 S * 2/1999 Holbrook, Jr. D7/340

(75) Inventor: **Carlos Roberto Lemos Homem De Mello**, Carapicuiaba (BR)

* cited by examiner

(73) Assignee: **Multibras S.A. Eletrodomesticos**, Sao Paulo (BR)

Primary Examiner—Catherine R. Oliver
(74) *Attorney, Agent, or Firm*—Darby & Darby

(**) Term: **14 Years**

(57) **CLAIM**

The ornamental design for a stove, as shown and described.

(21) Appl. No.: **29/162,444**

DESCRIPTION

(22) Filed: **Jun. 14, 2002**

(51) **LOC (7) Cl.** **07-02**

(52) **U.S. Cl.** **D7/340**

(58) **Field of Search** D7/340, 339, 341,
D7/347, 348; 126/39 B, 29 BA, 39 C, 37 R,
37 A, 19 R, 273 R, 275 E, 1 E

FIG. 1 is a top, front and right side perspective view of the stove, with the cover shown in an open position;

FIG. 2 is another perspective view, with the drawer shown in an open position;

FIG. 3 is a front elevational view;

FIG. 4 is a top plan view; and,

FIG. 5 is a side elevational view, with the opposite side elevational view being a mirror image thereof.

The broken line showing of environment in FIG. 2 is for illustrative purposes only and forms no part of the claimed design.

(56) **References Cited**

U.S. PATENT DOCUMENTS

D175,847 S * 10/1955 Mayer D7/340
D193,822 S * 10/1962 Clark et al. D7/340

1 Claim, 5 Drawing Sheets

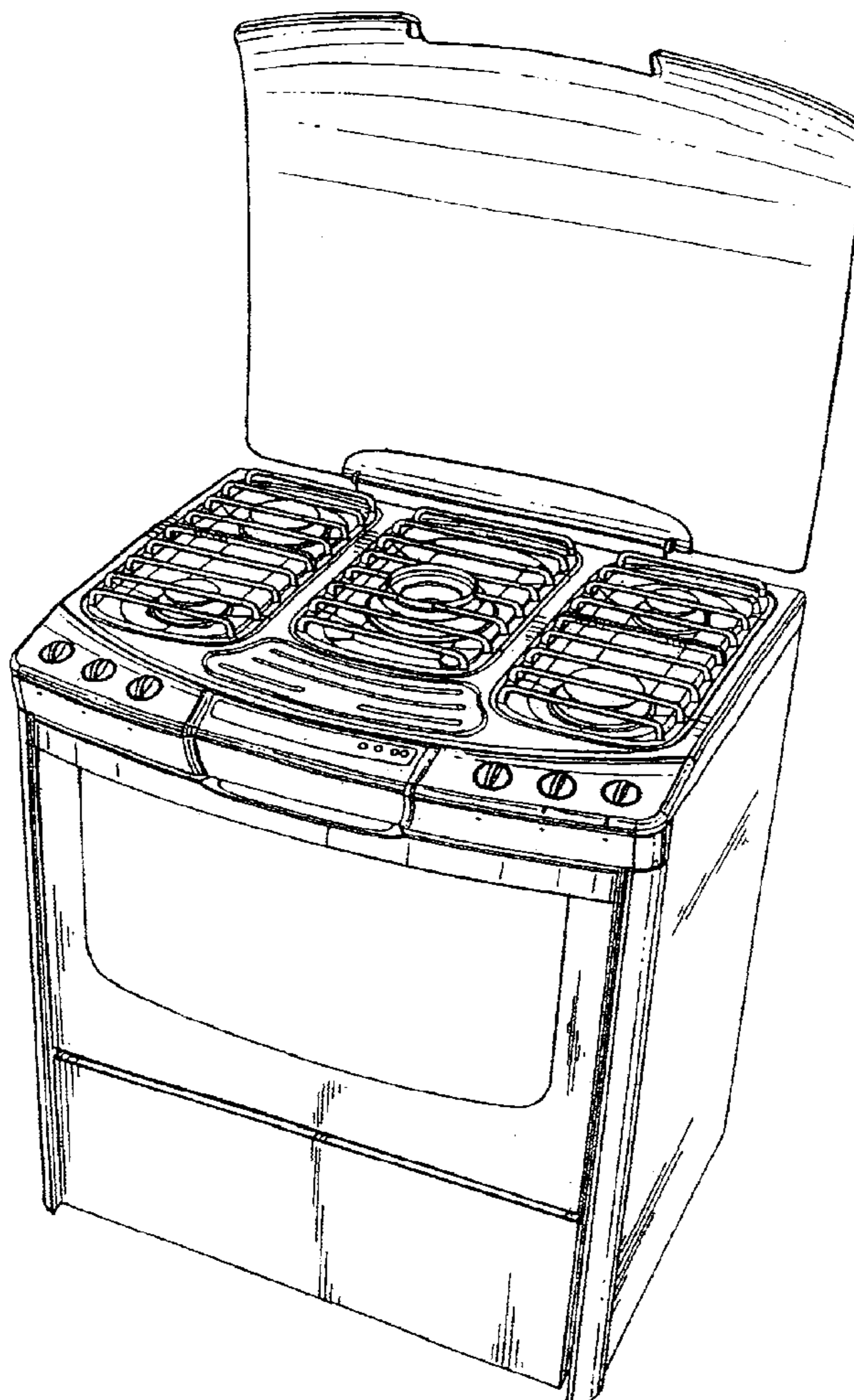


FIG. 1




FIG. 2

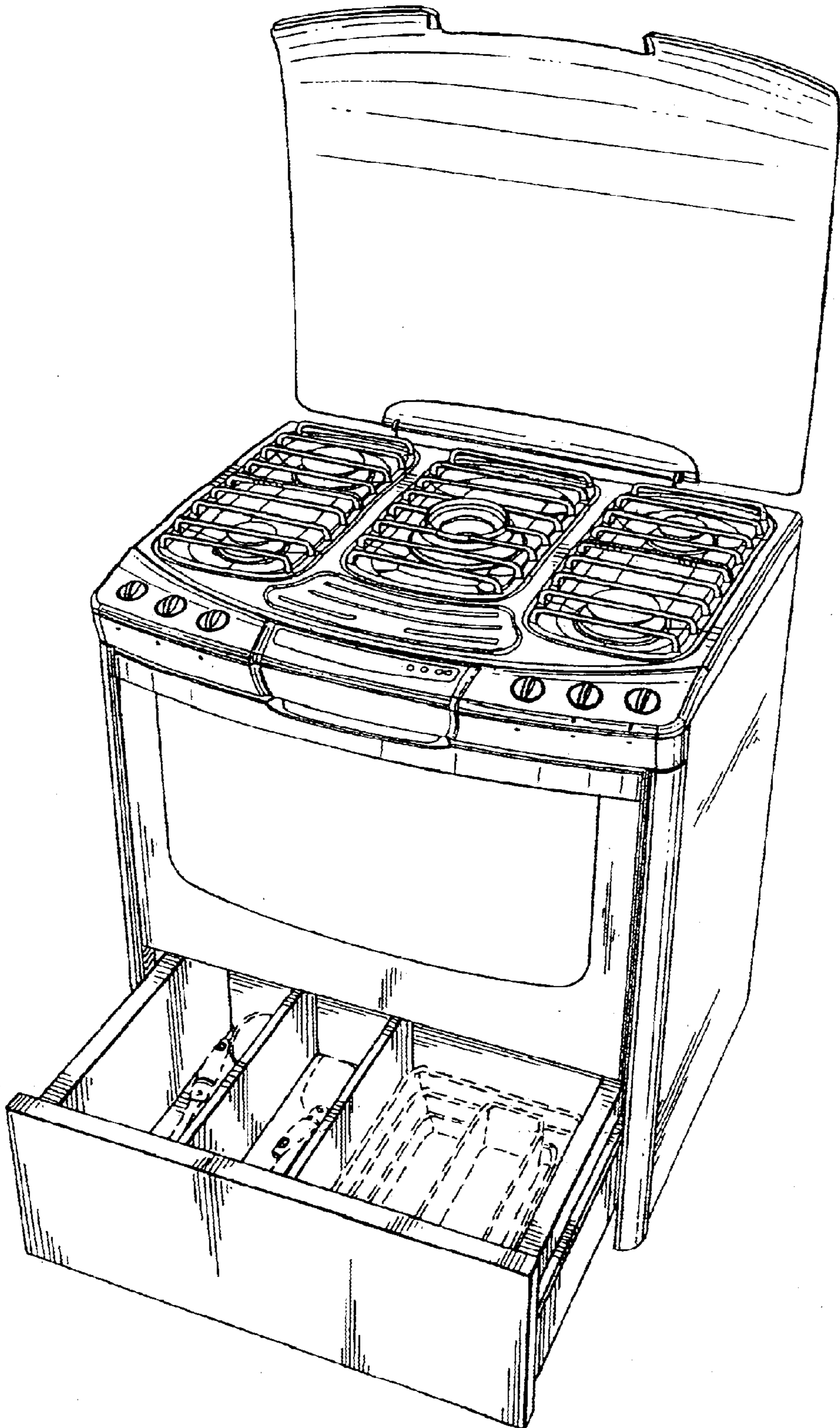


FIG. 3

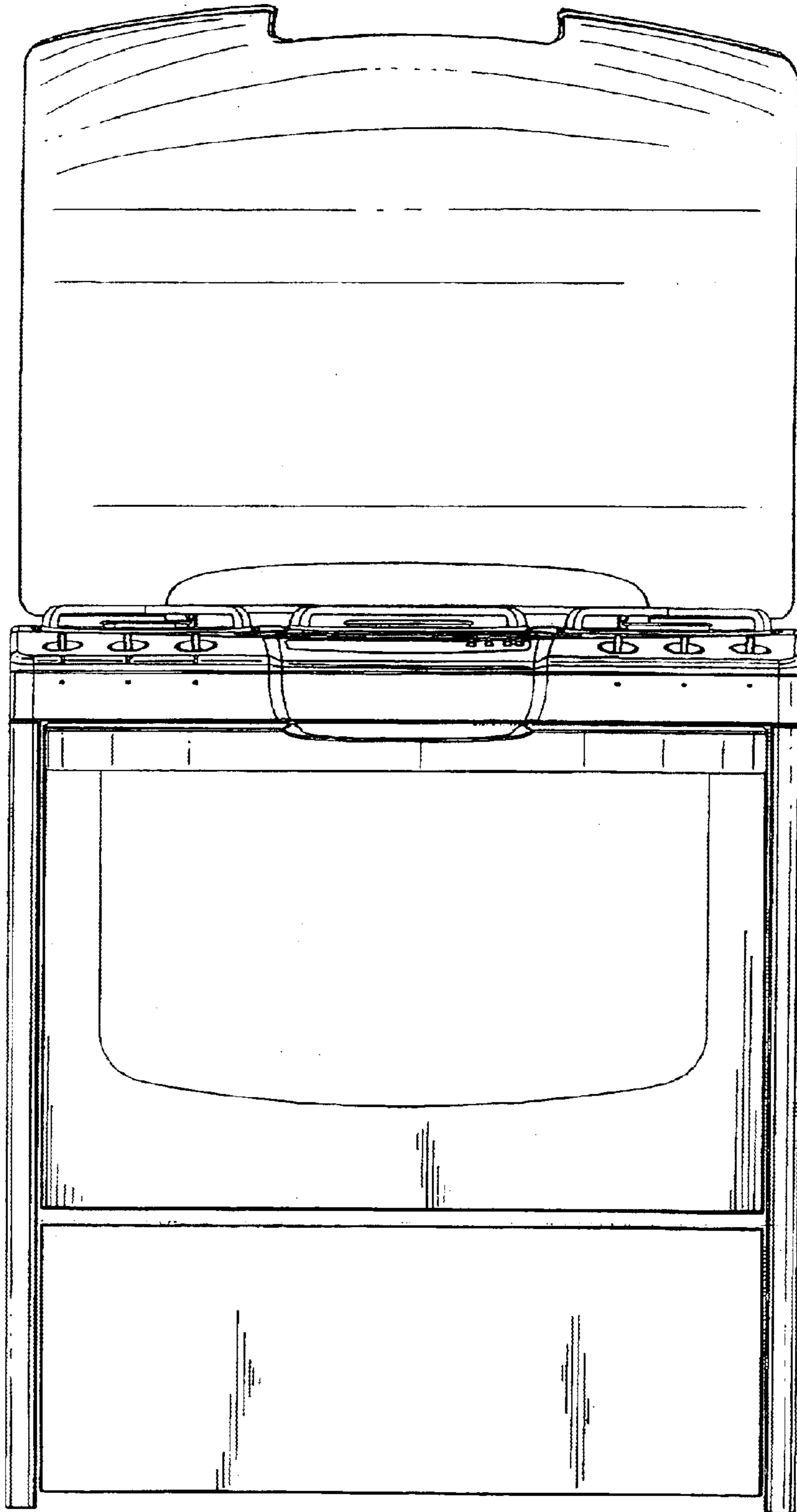


FIG. 4

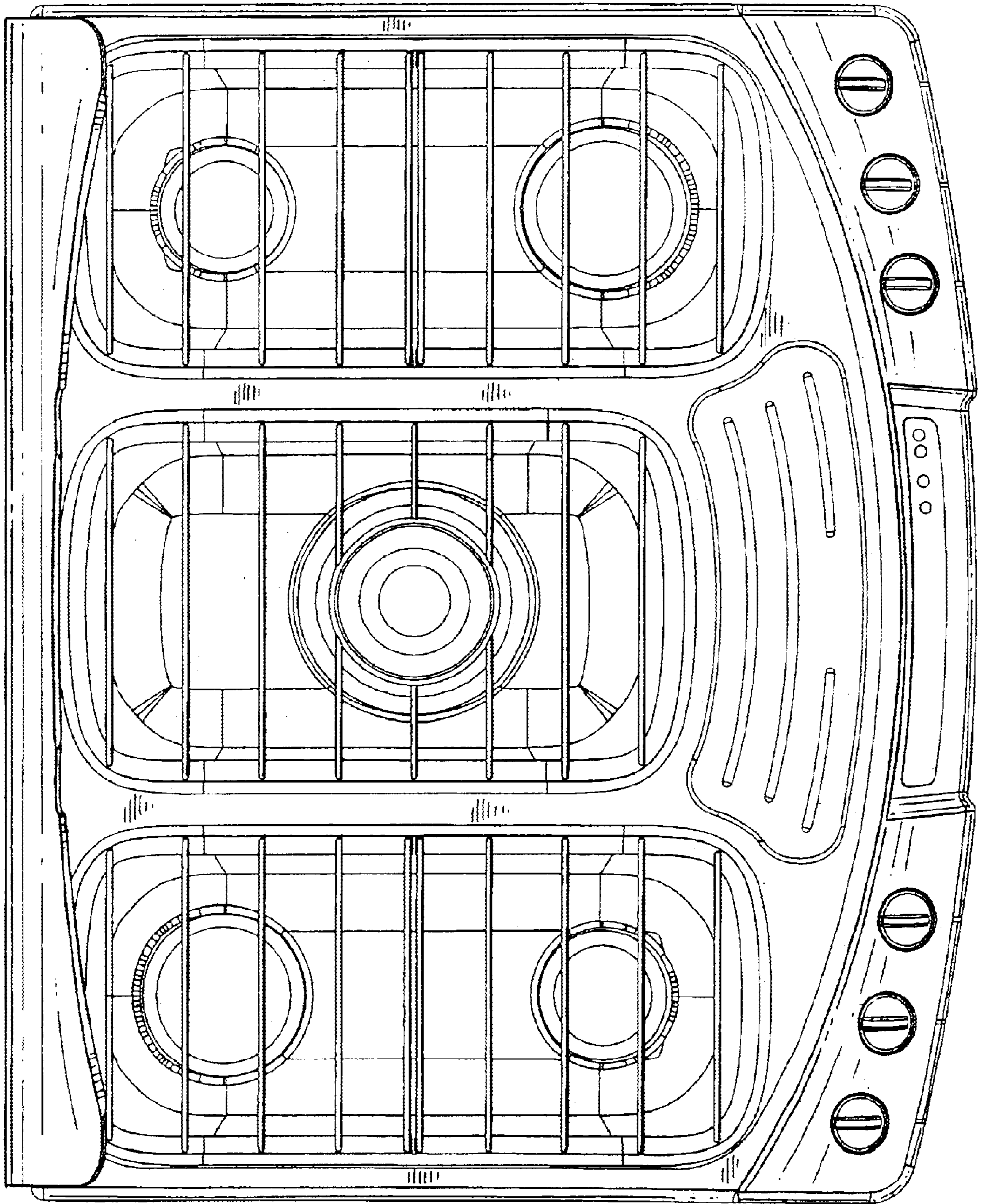


FIG. 5

