



US00D491404S

(12) **United States Design Patent**  
**Dotterman et al.**

(10) **Patent No.:** **US D491,404 S**

(45) **Date of Patent:** **\*\* Jun. 15, 2004**

(54) **CADDY FOR A CLEANING IMPLEMENT**

(75) Inventors: **Perry S. Dotterman**, Maplewood, MN (US); **Michael J. Kubes**, Oakdale, MN (US)

(73) Assignee: **3M Innovative Properties Company**, St. Paul, MN (US)

(\*\*) Term: **14 Years**

(21) Appl. No.: **29/164,672**

(22) Filed: **Jul. 29, 2002**

(51) **LOC (7) Cl.** ..... **06-04**

(52) **U.S. Cl.** ..... **D6/551; D6/524**

(58) **Field of Search** ..... D6/551, 524; 312/206, 312/207; 206/207, 361; 4/255.05, 255.11

(56) **References Cited**

**U.S. PATENT DOCUMENTS**

D276,291 S	11/1984	Boroch	
D297,292 S	* 8/1988	Plymale	D6/551
D329,775 S	* 9/1992	Murphy	D6/551
D345,271 S	* 3/1994	Vetter	D6/551
D368,820 S	* 4/1996	Sander	D6/551
D413,470 S	* 9/1999	Burton	D6/551
D449,951 S	* 11/2001	Schmidt et al.	D6/524
D452,401 S	* 12/2001	Schmidt et al.	D6/524
D474,931 S	* 5/2003	Baldwin et al.	D6/524

\* cited by examiner

*Primary Examiner*—Brian N. Vinson  
(74) *Attorney, Agent, or Firm*—William L. Huebsch

(57) **CLAIM**

The ornamental design for a caddy for a cleaning implement, as shown and described.

**DESCRIPTION**

FIG. 1 is a top, front, left side isometric view of a caddy for a cleaning implement, showing our new design, and also showing in phantom a brush inserted in the caddy for a cleaning implement with a handle of the brush projecting generally vertically upward;

FIG. 2 is a top, front, left side isometric view of the caddy for a cleaning implement of FIG. 1 also showing in phantom the brush inserted in the caddy for a cleaning implement with the handle of the brush projecting generally horizontal;

FIG. 3 is a front elevational view of the caddy for a cleaning implement;

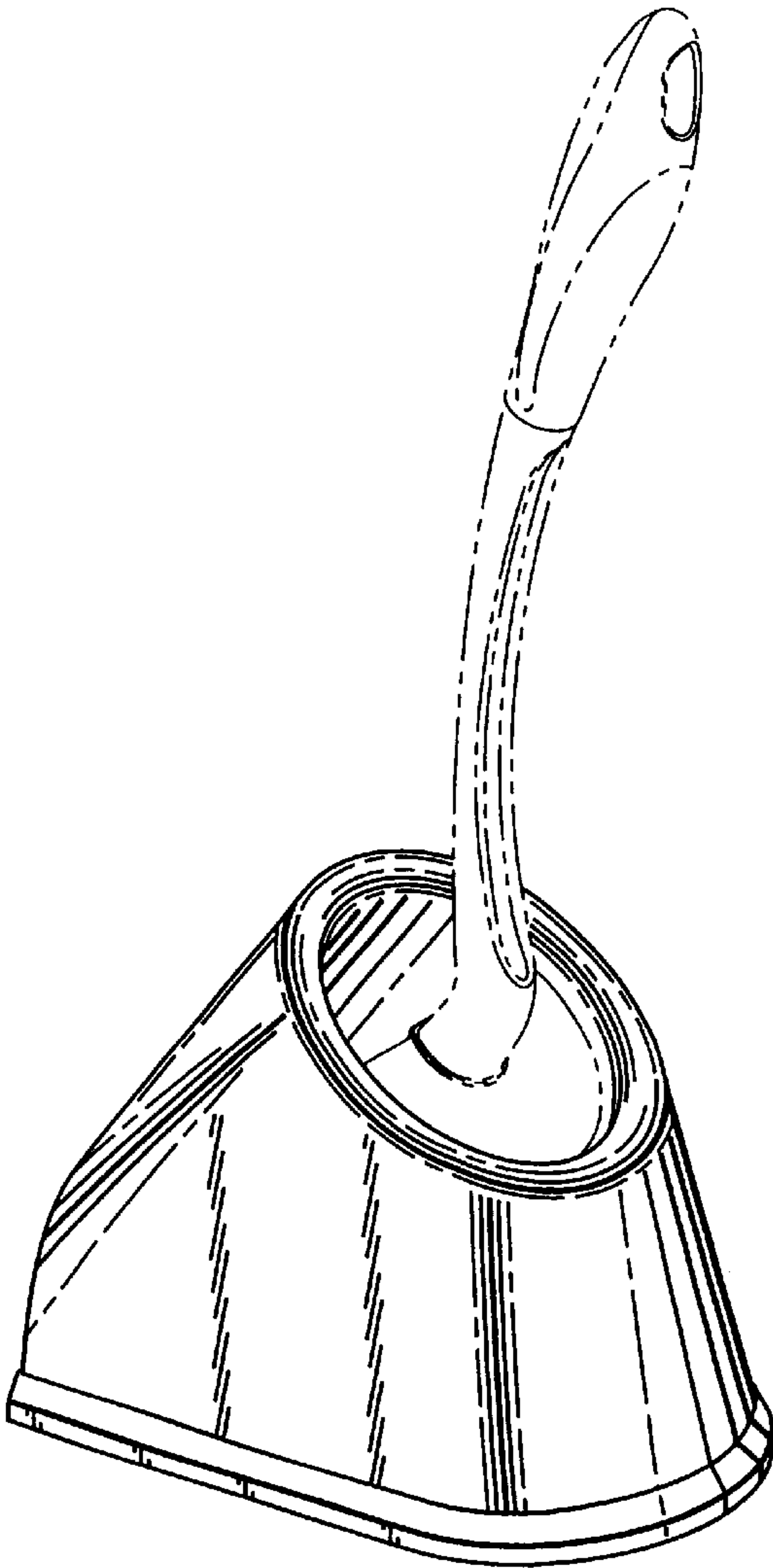
FIG. 4 is a rear elevational view of the caddy for a cleaning implement;

FIG. 5 is a left side elevational view of the caddy for a cleaning implement, the right side elevational view thereof being a mirror image of the left side elevational view;

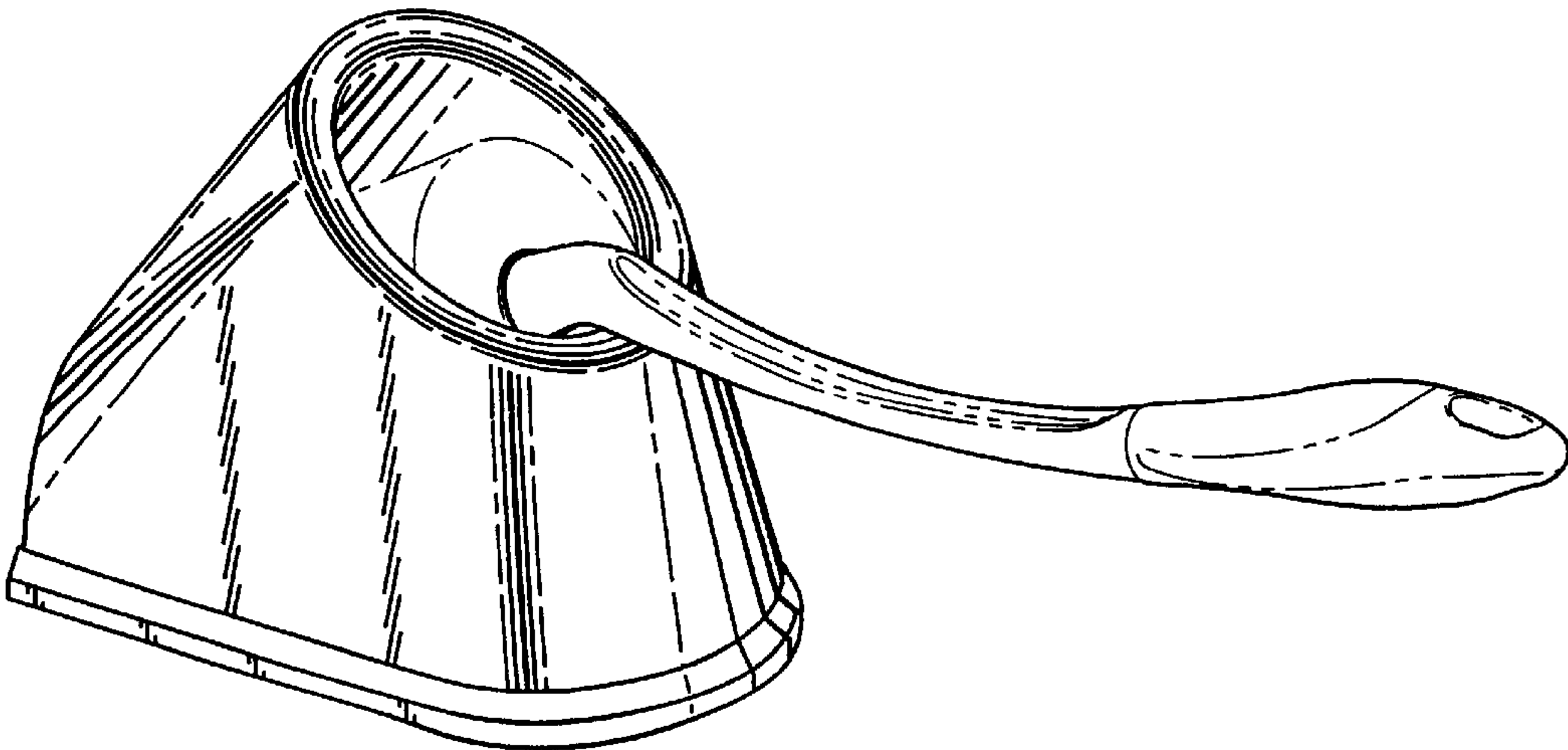
FIG. 6 is a bottom view of the caddy for a cleaning implement; and,

FIG. 7 is a top view of the caddy for a cleaning implement.

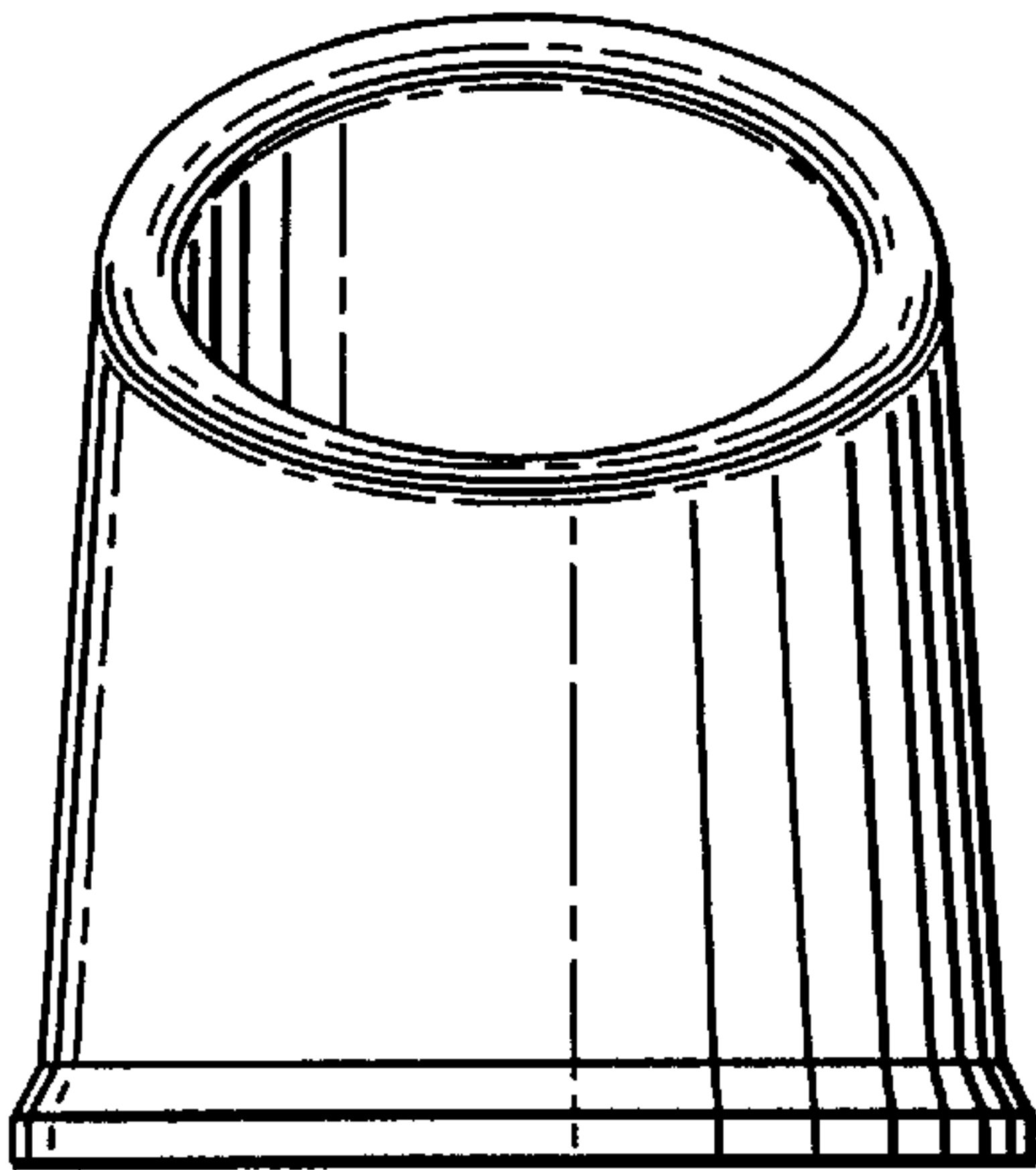
**1 Claim, 2 Drawing Sheets**



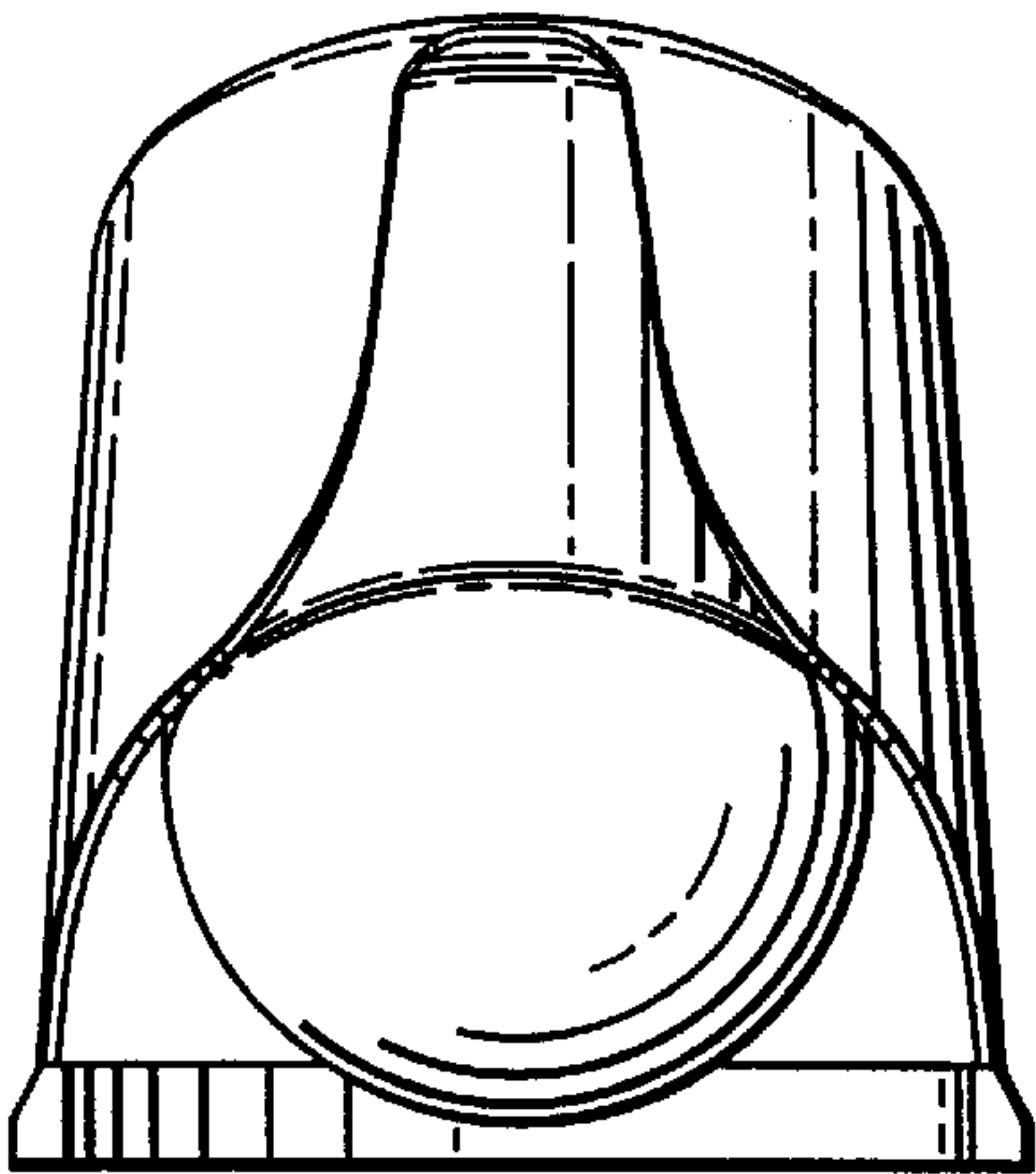
*Fig. 1*



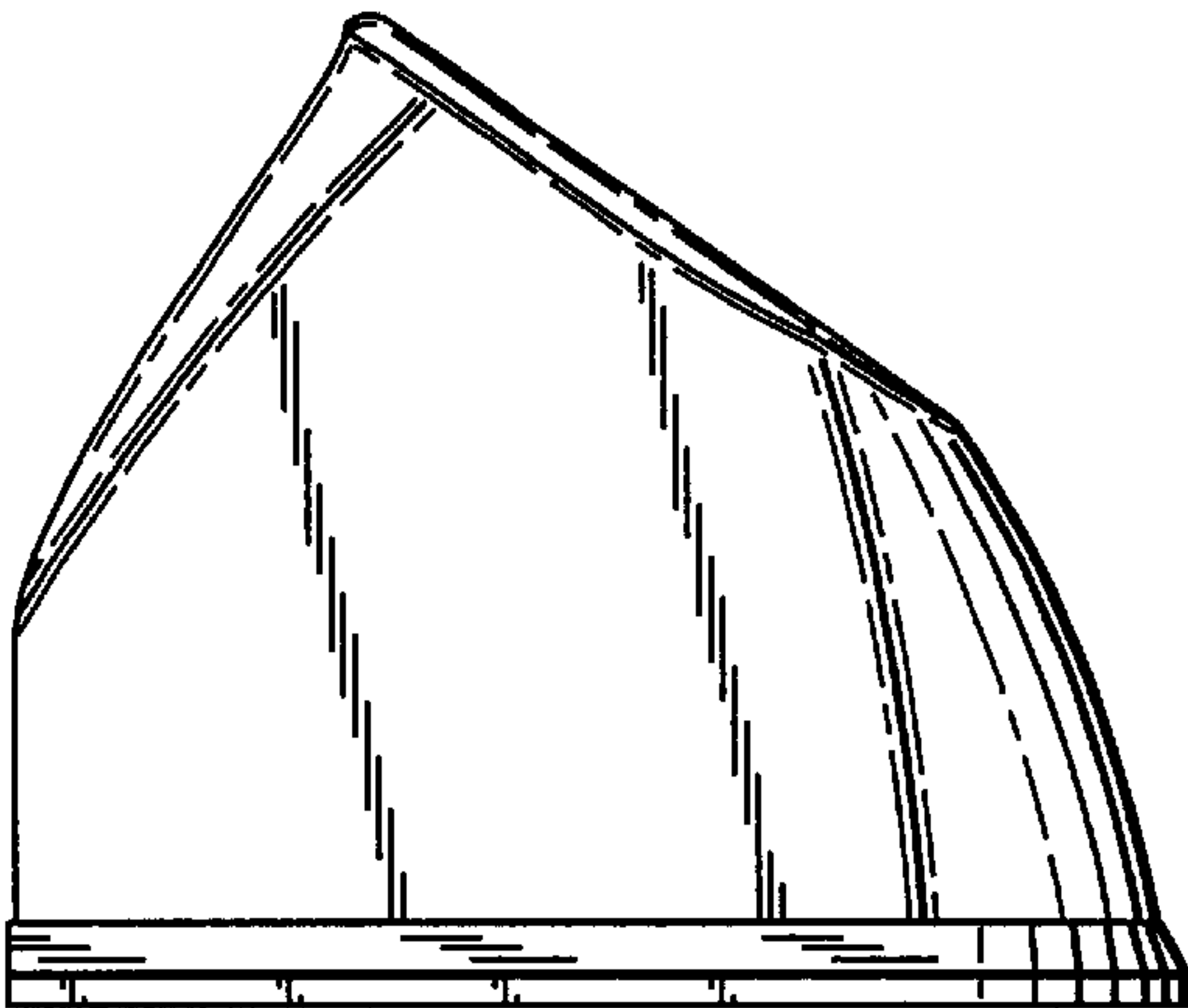
*Fig. 2*



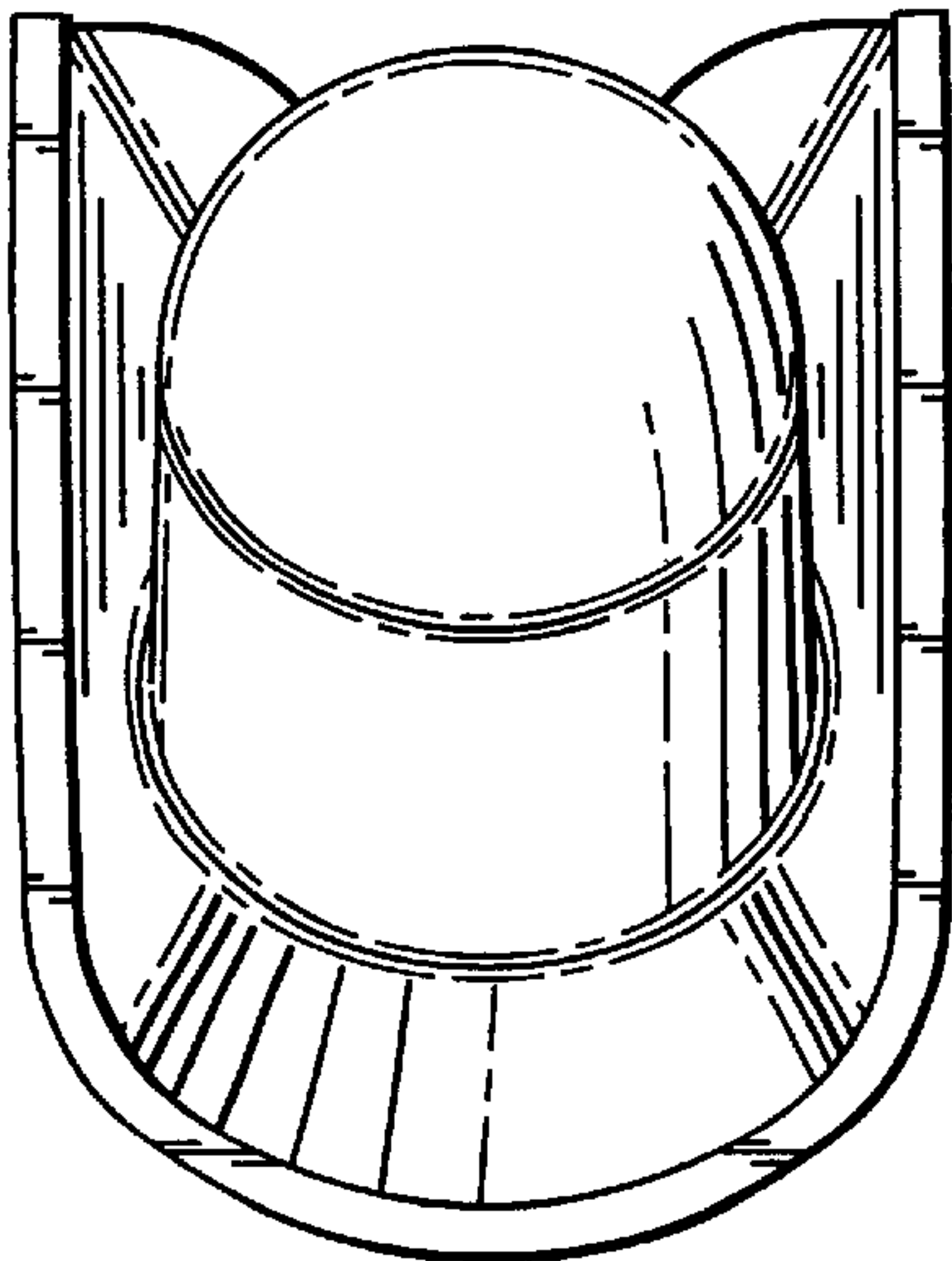
*Fig. 3*



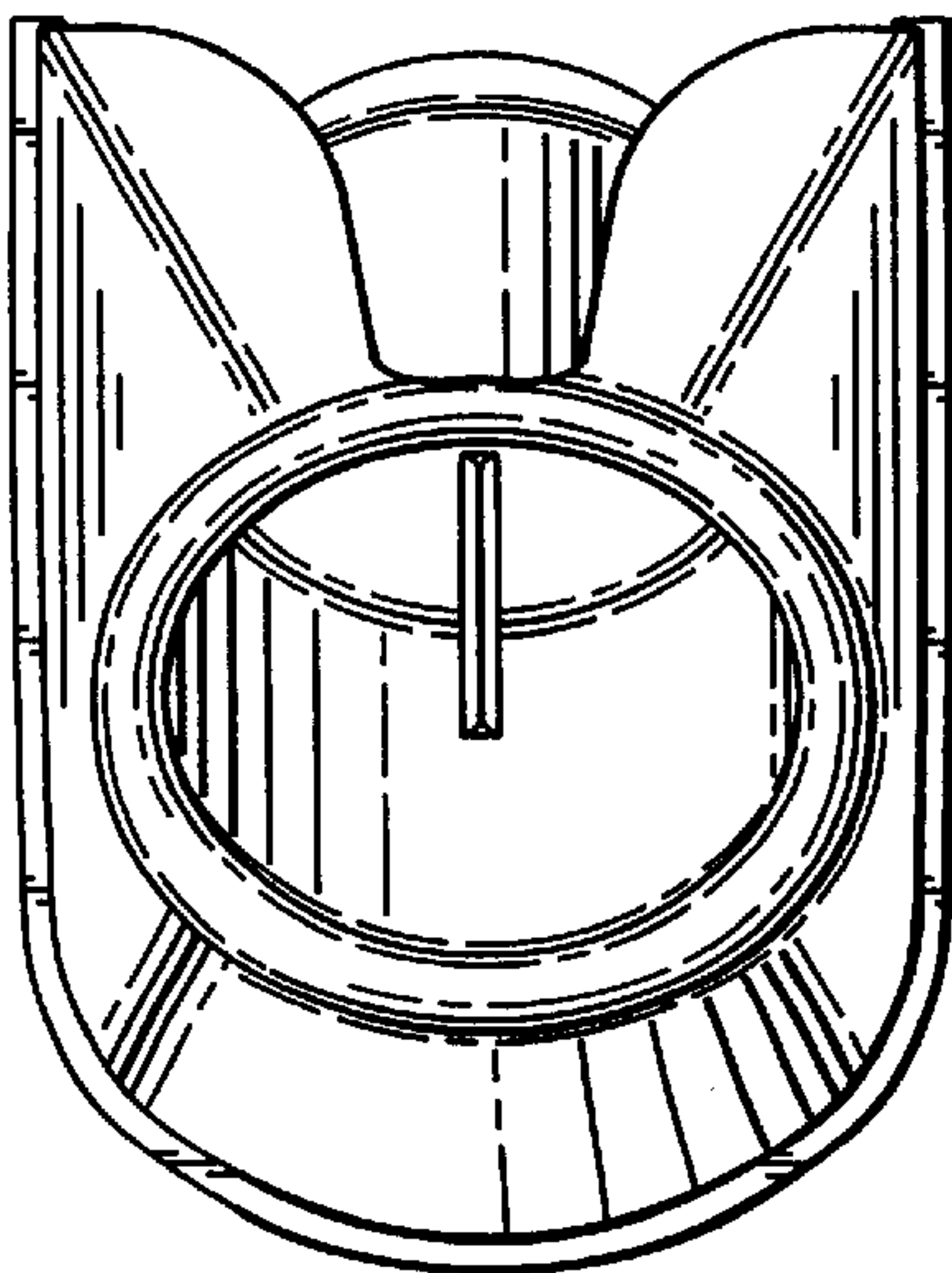
*Fig. 4*



*Fig. 5*



*Fig. 6*



*Fig. 7*

**UNITED STATES PATENT AND TRADEMARK OFFICE**  
**Certificate**

Patent No. D. 491,404 S

Patented: June 15, 2004

On petition requesting issuance of a certificate for correction of inventorship pursuant to 35 U.S.C. 256, it has been found that the above identified patent, through error and without any deceptive intent, improperly sets forth the inventorship.

Accordingly, it is hereby certified that the correct inventorship of this patent is: Perry S. Dotterman, Maplewood, MN (US); Michael J. Kubes, Oakdale, MN (US); and Arthur V. Lang, Maplewood, MN (US).

Signed and Sealed this Eighteenth Day of September 2007.

**CATHRON C. BROOKS**  
*Supervisory Patent Examiner*  
Art Unit 2911