



US00D491402S

(12) **United States Design Patent**
Brandon

(10) **Patent No.:** **US D491,402 S**

(45) **Date of Patent:** **** Jun. 15, 2004**

(54) **CABINET ORNAMENTATION**

D355,998 S * 3/1995 Brandon D6/495
D357,835 S * 5/1995 Brandon D6/509
D403,893 S * 1/1999 Welborn, Jr. D6/439

(75) Inventor: **John Bradford Brandon**, Attica, NY
(US)

* cited by examiner

(73) Assignee: **Rutt Handrafted Cabinetry, LLC**,
Goodville, PA (US)

Primary Examiner—Cathron C. Brooks
(74) *Attorney, Agent, or Firm*—Coats & Bennett, P.L.L.C.

(**) Term: **14 Years**

(57) **CLAIM**

(21) Appl. No.: **29/179,265**

The ornamental design for a cabinet ornamentation, as shown and described.

(22) Filed: **Apr. 8, 2003**

(51) **LOC (7) Cl.** **06-06**

DESCRIPTION

(52) **U.S. Cl.** **D6/509**; D6/492

FIG. 1 is a perspective view of the cabinet ornamentation. FIG. 2 is a front elevational view of the cabinet ornamentation; and,

(58) **Field of Search** D6/491, 492, 494,
D6/495, 509, 510, 575; D25/47, 48, 52,
103; 52/311.2, 311.3, 313, 716.1; 312/204,
330.1, 348.3, 348.4

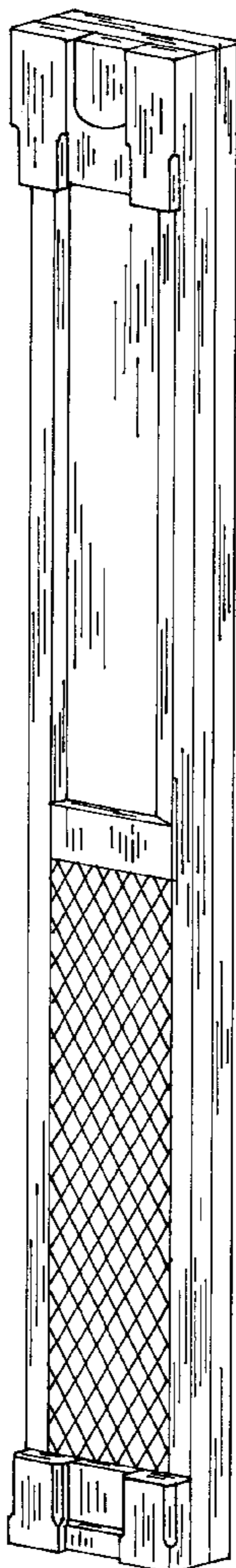
FIG. 3 is a side-elevational view of the cabinet ornamentation with the opposite side being a mirror image of the same. The top, bottom and back of the cabinet ornamentation form no part of the claimed design.

(56) **References Cited**

U.S. PATENT DOCUMENTS

D210,821 S * 4/1968 Stone D25/136

1 Claim, 2 Drawing Sheets



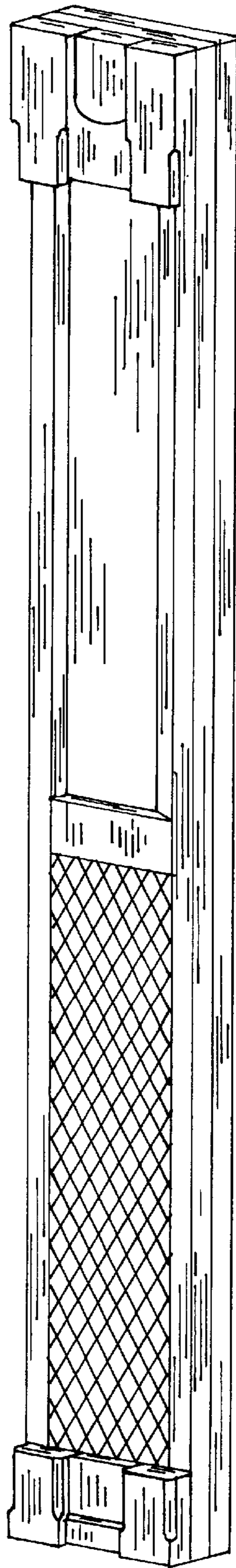


Fig. 1

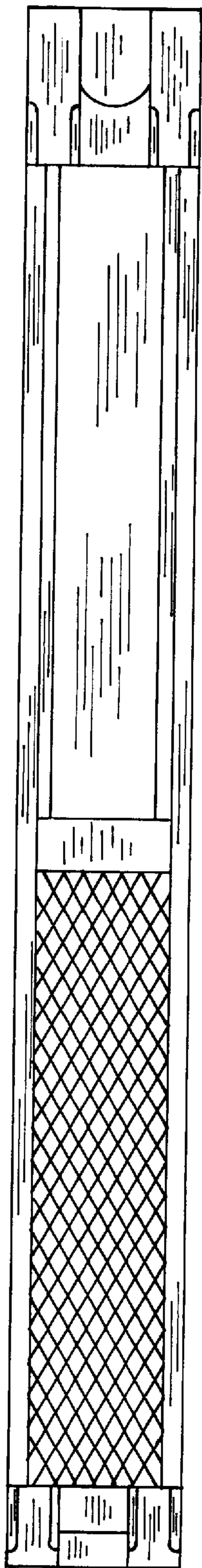


Fig. 2



Fig. 3