



US00D491400S

(12) **United States Design Patent**
Fu

(10) **Patent No.:** **US D491,400 S**

(45) **Date of Patent:** **** Jun. 15, 2004**

(54) **ARMREST**

(76) **Inventor:** **Cheng Fu**, c/o PMB#1008, 1867
Ygnacio Valley Rd., Walnut Creek, CA
(US) 94598

(**) **Term:** **14 Years**

(21) **Appl. No.:** **29/191,820**

(22) **Filed:** **Oct. 15, 2003**

(51) **LOC (7) Cl.** **06-01**

(52) **U.S. Cl.** **D6/501; D6/366**

(58) **Field of Search** D6/334, 335, 364,
D6/365, 366, 367, 379, 500, 501, 502;
297/411.2, 411.27, 411.28

(56) **References Cited**

U.S. PATENT DOCUMENTS

D369,489 S	*	5/1996	McDiarmid	D6/502
D410,159 S	*	5/1999	Wu	D6/501
D424,845 S	*	5/2000	Grove	D6/501
D439,081 S	*	3/2001	Goodworth	D6/501

D444,971 S	*	7/2001	Tseng	D6/501
D451,319 S	*	12/2001	Chi	D6/501
D465,113 S	*	11/2002	Chen	D6/501
D477,729 S	*	7/2003	Chen	D6/501

* cited by examiner

Primary Examiner—Gary D. Watson
(74) *Attorney, Agent, or Firm*—Leong C. Lei

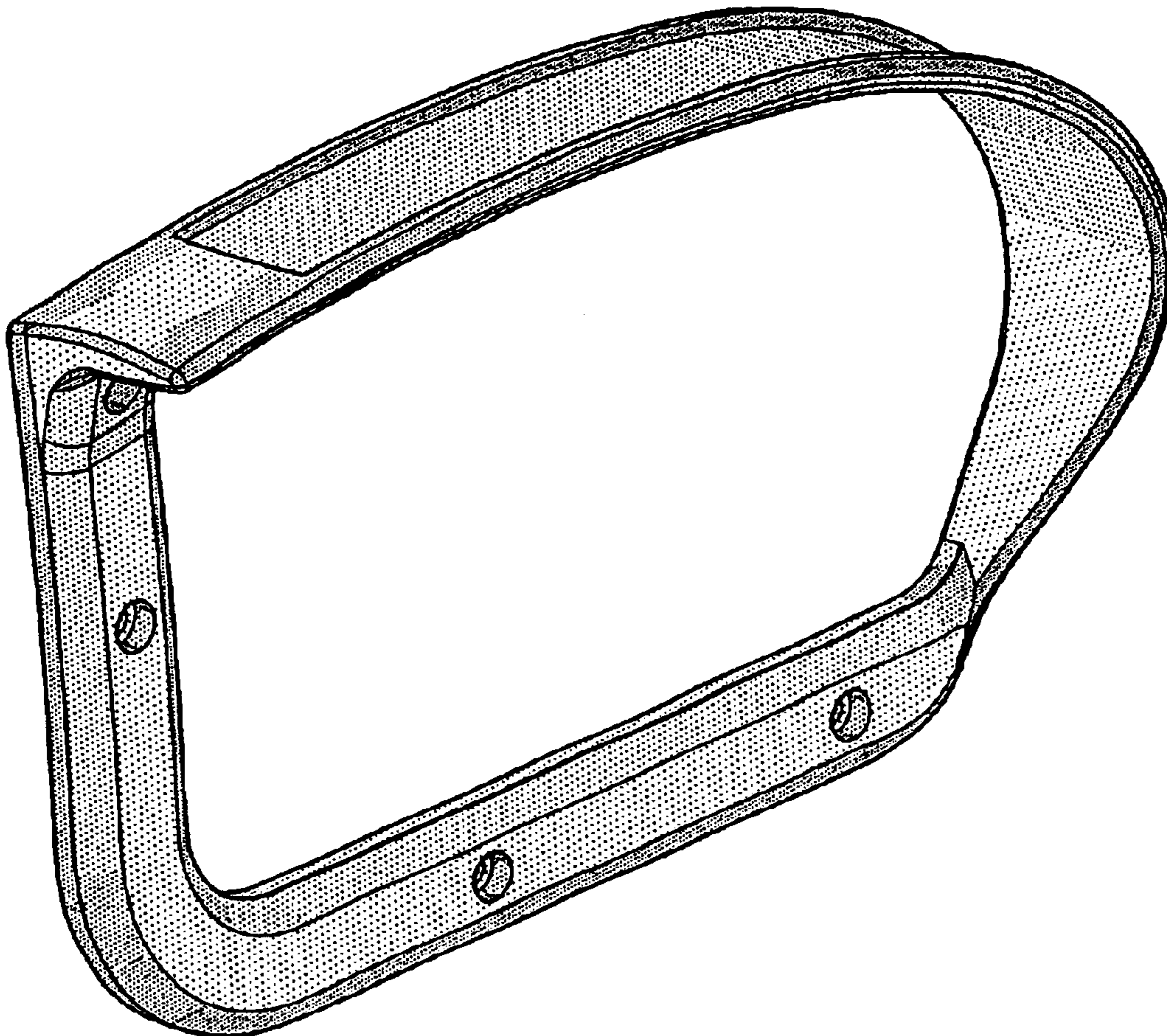
(57) **CLAIM**

The ornamental design for an armrest, as shown and described.

DESCRIPTION

FIG. 1 is a perspective view of an armrest showing my new design;
FIG. 2 is a front side elevation view thereof;
FIG. 3 is a rear side elevation view thereof;
FIG. 4 is a left side elevation view thereof;
FIG. 5 is a right side elevation view thereof;
FIG. 6 is a top plan view thereof; and,
FIG. 7 is a bottom plan view thereof.

1 Claim, 4 Drawing Sheets



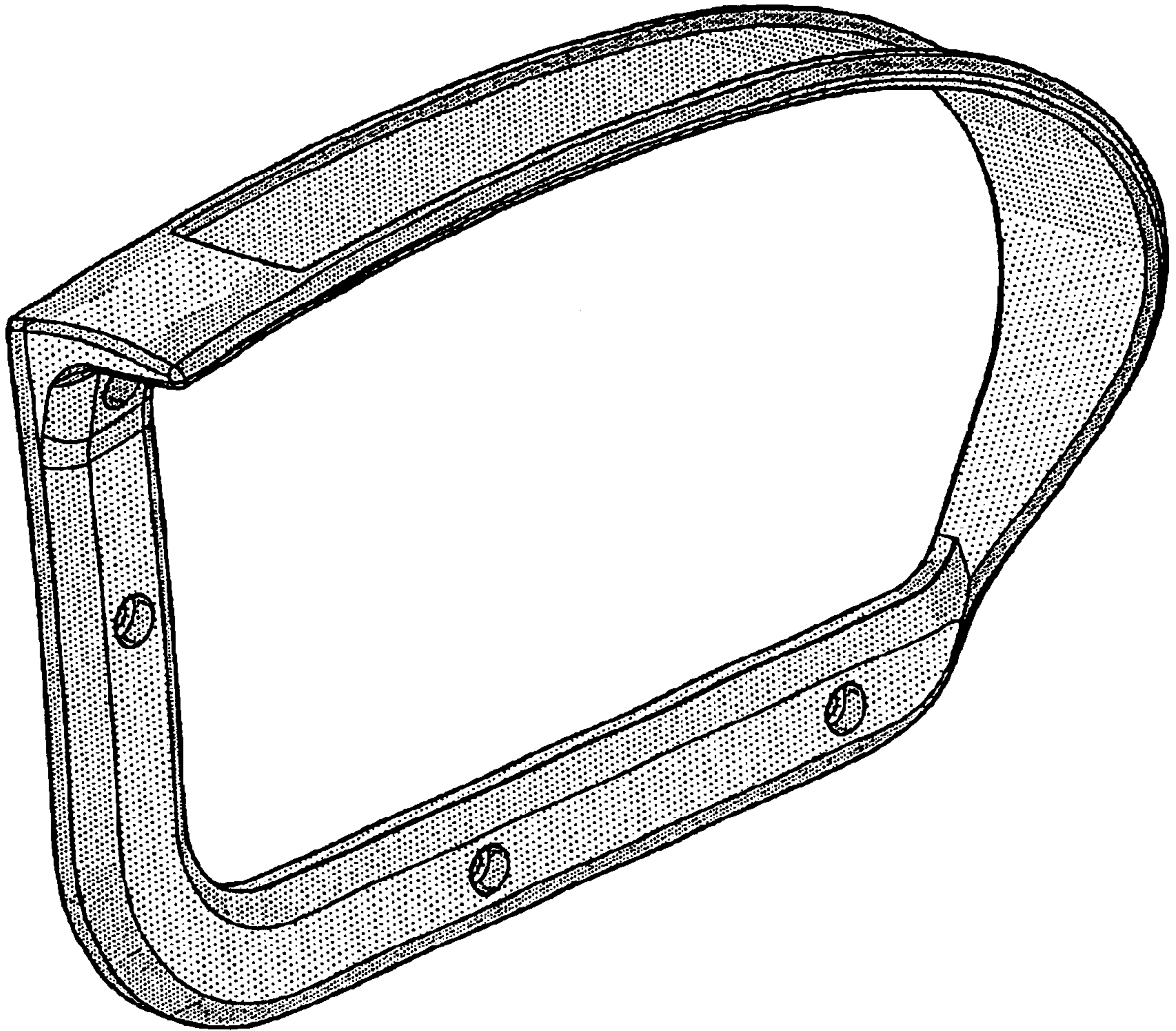


FIG. 1




FIG. 2

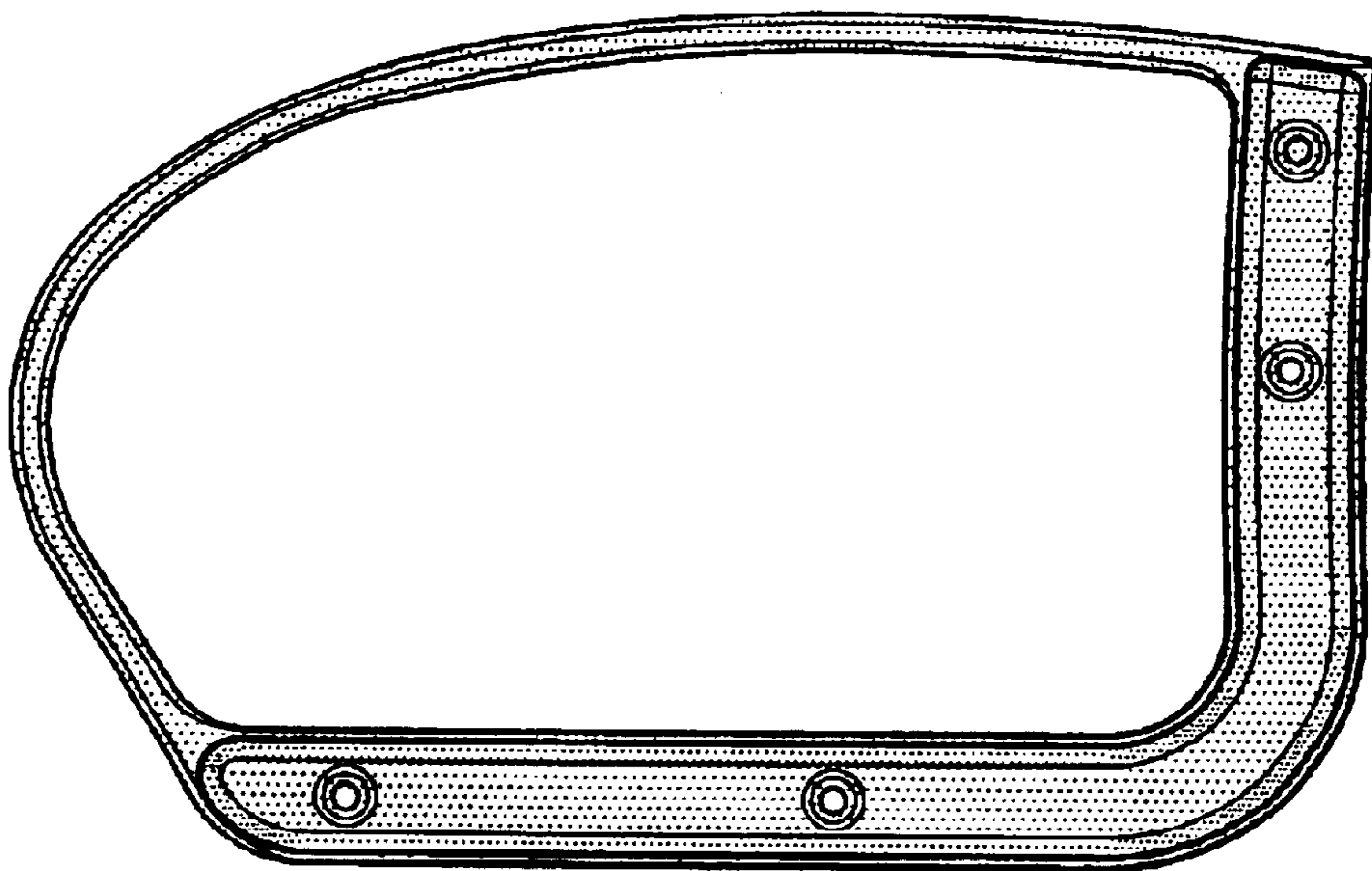


FIG. 3

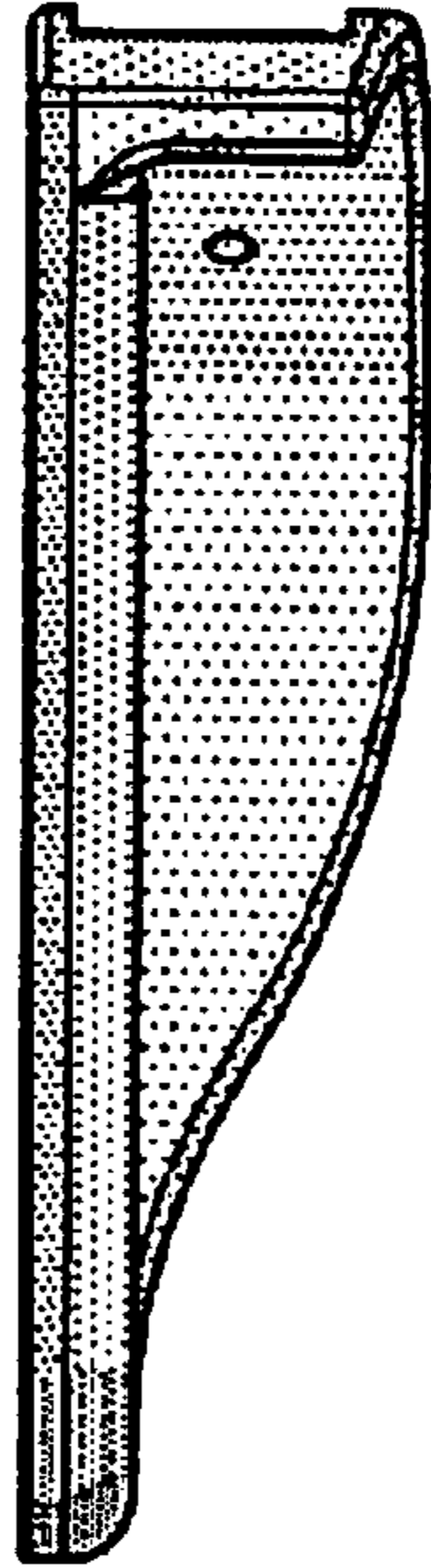


FIG. 4

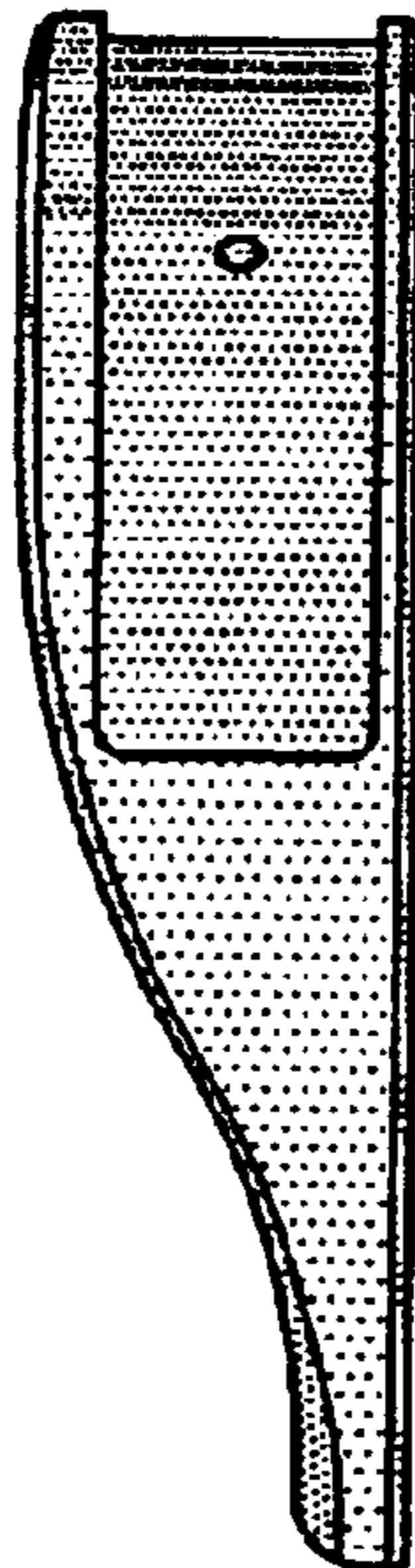


FIG. 5




FIG. 6




FIG. 7