



US00D491390S

(12) **United States Design Patent**  
**Risdon et al.**

(10) **Patent No.:** **US D491,390 S**

(45) **Date of Patent:** **\*\* Jun. 15, 2004**

(54) **CHINA DECK**

D441,218 S \* 5/2001 Vaaler ..... D6/436

\* cited by examiner

(75) Inventors: **Scott M. Risdon**, Greensboro, NC  
(US); **Timothy M. O'Hare**, Oak Ridge,  
NC (US)

*Primary Examiner*—Cathron C. Brooks  
(74) *Attorney, Agent, or Firm*—Harness, Dickey & Pierce,  
P.L.C.

(73) Assignee: **Pennsylvania House, Inc.**, Greensboro,  
NC (US)

(57) **CLAIM**

(\*\*) Term: **14 Years**

The ornamental design for the china deck, as shown and  
described.

(21) Appl. No.: **29/176,462**

**DESCRIPTION**

(22) Filed: **Feb. 21, 2003**

(51) **LOC (7) Cl.** ..... **06-06**

(52) **U.S. Cl.** ..... **D6/494; D6/470**

(58) **Field of Search** ..... D6/436, 437-439,  
D6/445-447, 470, 494, 509; 312/114, 117,  
204, 224

FIG. 1 is a perspective view of a china deck in accordance  
with the present invention;

FIG. 2 is a front view of the china deck, the back of the china  
deck is not illustrated as it forms no part of the present  
invention;

FIG. 3 is a top view of the china deck, the bottom of the  
china deck is not illustrated as it forms no part of the present  
invention; and,

FIG. 4 is a right side view of the china deck, the left side  
view being a mirror image thereof.


The broken line showing of a furniture top is for illustrative  
purposes only and forms no part of the claimed design.

(56) **References Cited**

**U.S. PATENT DOCUMENTS**

- D223,208 S \* 3/1972 Adkinson ..... D6/438
- D313,707 S \* 1/1991 Henley, Jr. et al. .... D6/470
- 5,322,364 A \* 6/1994 Kasparbauer, Jr. .... 312/204

**1 Claim, 3 Drawing Sheets**






Figure 1




Figure 2






Figure 3




Figure 4