



US00D491383S

(12) **United States Design Patent**  
**Swy et al.**

(10) **Patent No.:** **US D491,383 S**

(45) **Date of Patent:** **\*\* Jun. 15, 2004**

(54) **CHAIR**

(75) Inventors: **Philip P. Swy**, Temperance, MI (US);  
**R. Duane Ware**, Temperance, MI (US);  
**William F. Lohness**, Jonesville, MI (US)

(73) Assignee: **Michigan Tub Swagers & Fabricators, Inc.**, Temperance, MI (US)

(\*\*) Term: **14 Years**

(21) Appl. No.: **29/167,664**

(22) Filed: **Sep. 18, 2002**

(51) **LOC (7) Cl.** ..... **06-01**

(52) **U.S. Cl.** ..... **D6/380; D6/370**

(58) **Field of Search** ..... D6/334, 335, 358,  
D6/369, 370, 374, 376, 379, 380, 500,  
501, 502; 297/445.1, 446.1, 452.63

(56) **References Cited**

**U.S. PATENT DOCUMENTS**

D163,656 S 6/1951 Virtue ..... D15/1  
D345,657 S \* 4/1994 Pessoa ..... D6/379

D366,160 S \* 1/1996 Walters et al. .... D6/370  
D391,411 S \* 3/1998 Walters et al. .... D6/379  
D404,585 S \* 1/1999 De Blaay ..... D6/379  
D433,579 S \* 11/2000 Kane ..... D6/379  
D437,135 S \* 2/2001 Cain ..... D6/370  
D447,355 S \* 9/2001 Copeland ..... D6/380

\* cited by examiner

*Primary Examiner*—Gary D. Watson

(74) *Attorney, Agent, or Firm*—Gifford, Krass, Groh, Sprinkle, Anderson & Citkowski, PC

(57) **CLAIM**

The ornamental design for a chair, as shown and described.

**DESCRIPTION**

FIG. 1 is a perspective view of a chair according to the present invention;


FIG. 2 is a side-elevational view of the chair of FIG. 1, the opposite side being a mirror image thereof;


FIG. 3 is a front elevational view of the chair of FIGS. 1 and 2; and,

FIG. 4 is a rear elevational view of the chair of FIGS. 1–3.

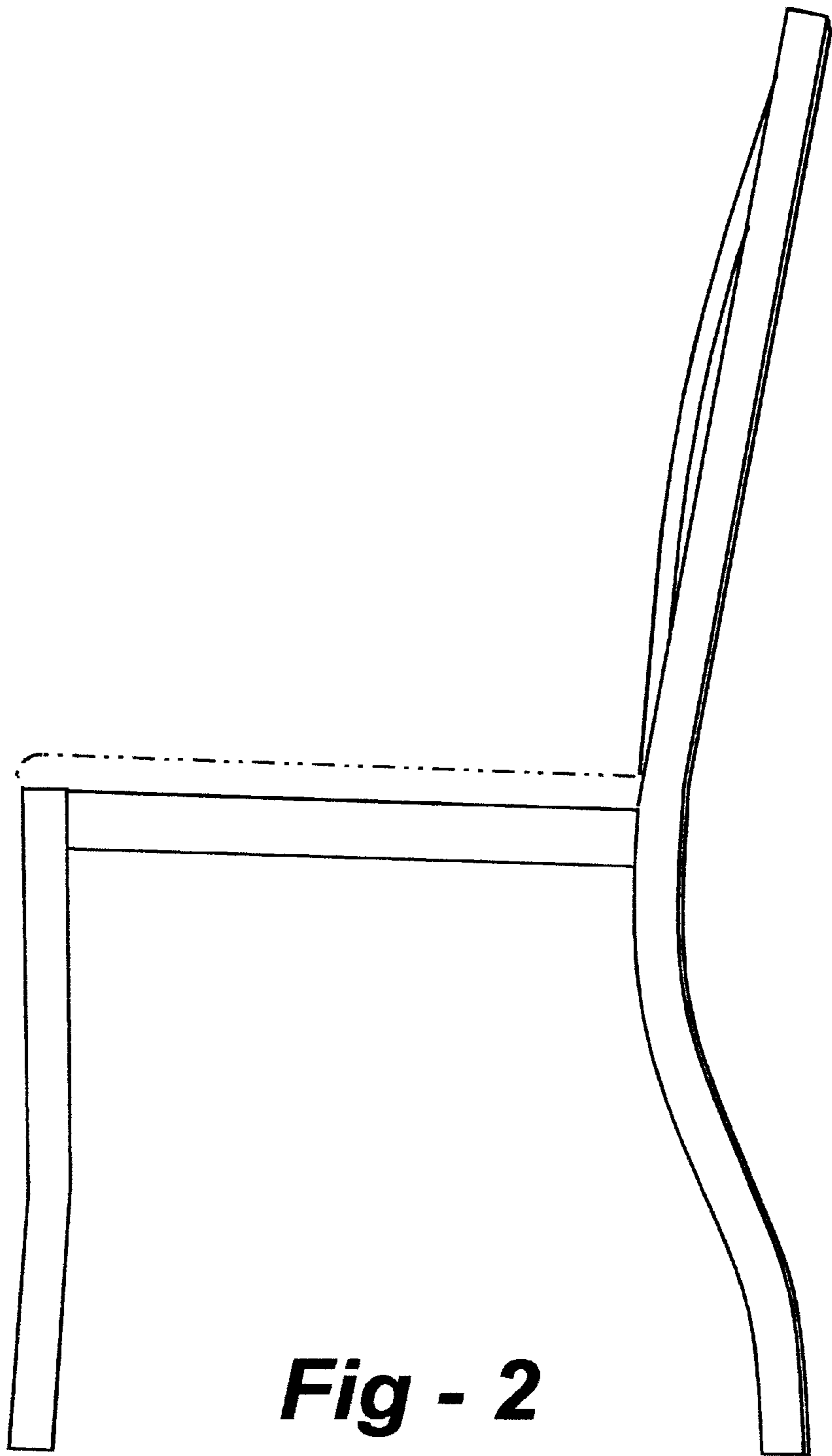
The broken lines shown in FIGS. 1–4 are for environmental purposes only and form no part of the claimed design.

**1 Claim, 4 Drawing Sheets**

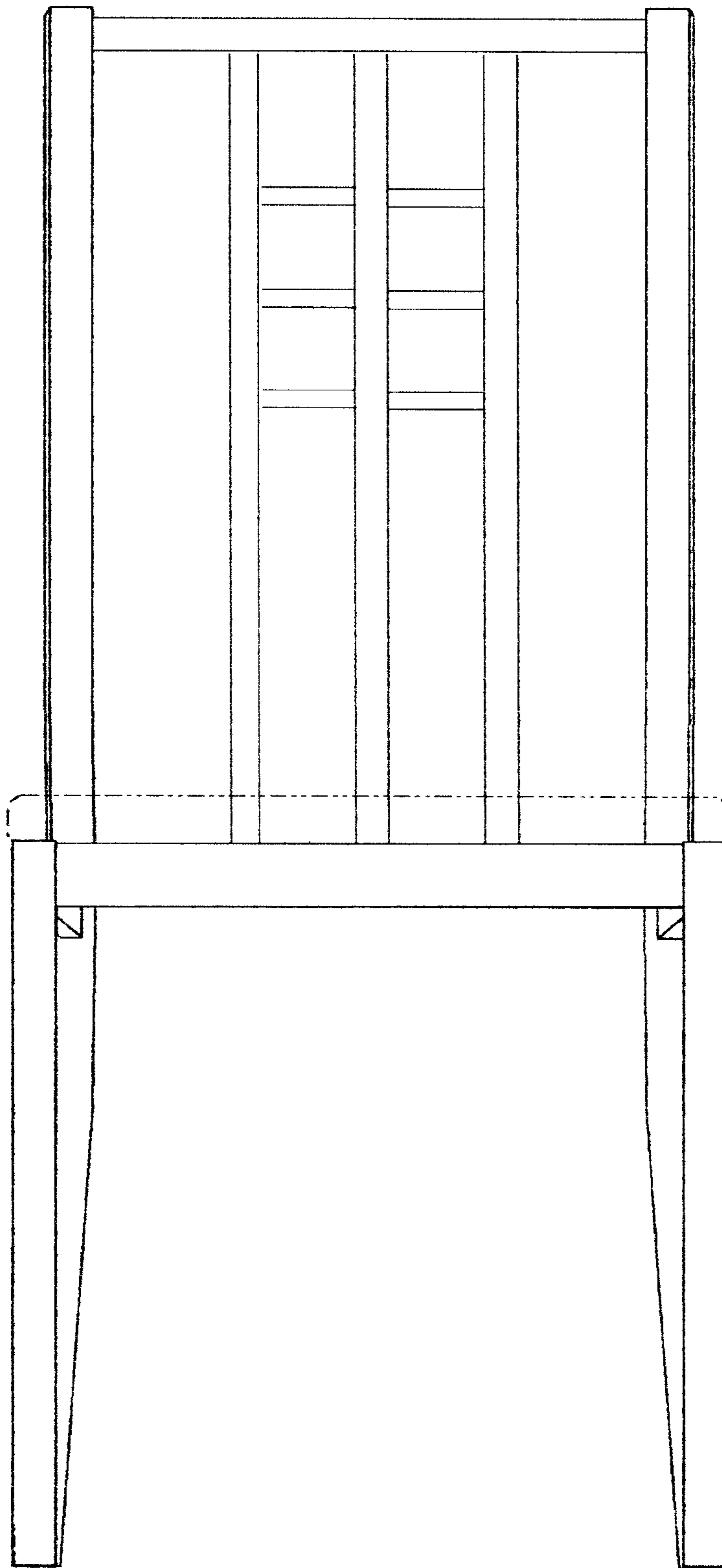




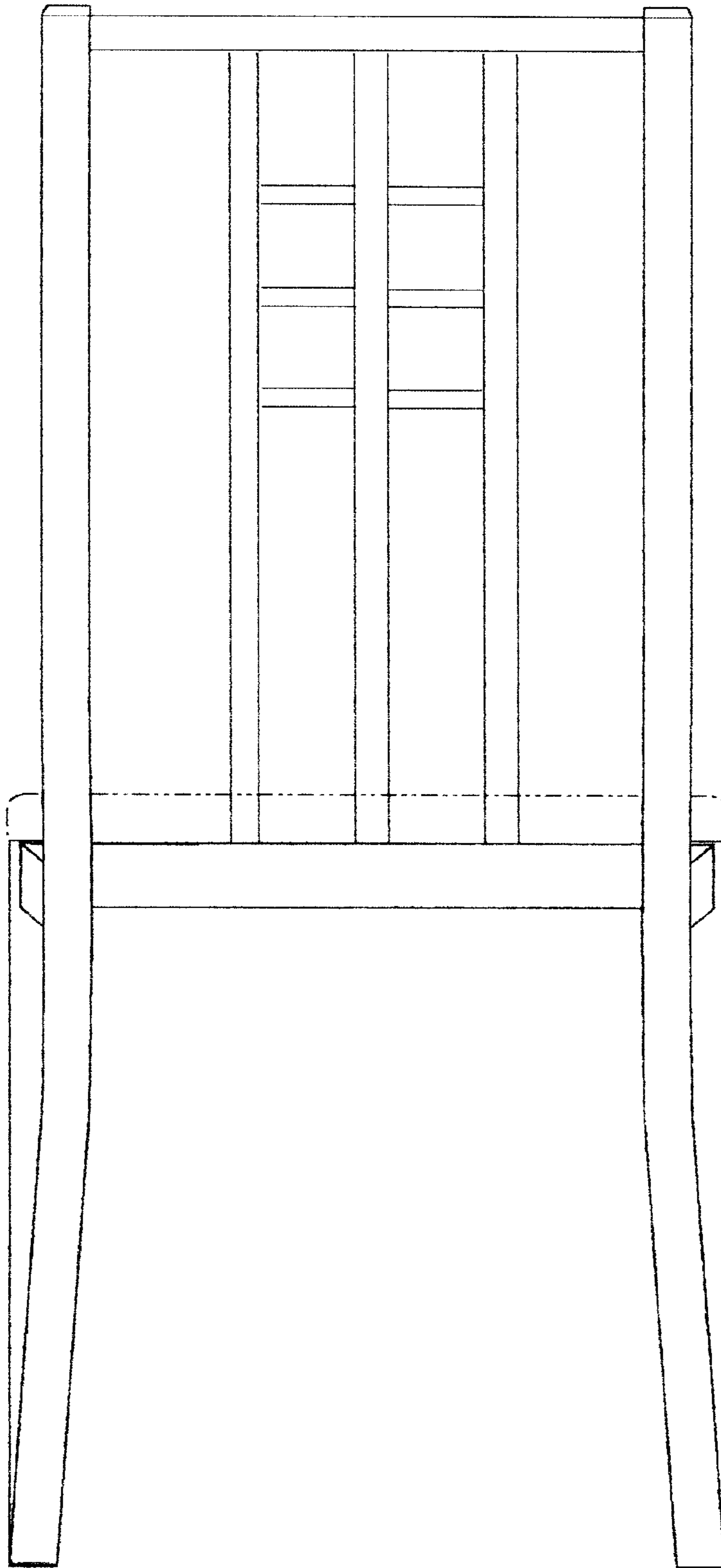
**Fig - 1**



***Fig - 2***



***Fig - 3***



**Fig - 4**