



US00D491374S

(12) **United States Design Patent**  
**Bradford**

(10) **Patent No.:** **US D491,374 S**

(45) **Date of Patent:** **\*\* Jun. 15, 2004**

(54) **PICTURE FRAME BACK SUPPORT**

(76) **Inventor:** **Richard N. Bradford**, 578 North St.,  
Longwood, FL (US) 32750

(\*\*) **Term:** **14 Years**

(21) **Appl. No.:** **29/185,141**

(22) **Filed:** **Jun. 24, 2003**

(51) **LOC (7) Cl.** ..... **06-07**

(52) **U.S. Cl.** ..... **D6/310; D6/301**

(58) **Field of Search** ..... D6/300-303, 308-314,  
D6/419; 40/700, 711, 714-717, 721, 722,  
745, 748, 754, 755, 756, 790, 798; 248/441.1,  
460, 462, 463

(56) **References Cited**

**U.S. PATENT DOCUMENTS**

3,707,791 A \* 1/1973 Levy ..... 40/755

3,869,829 A \* 3/1975 Chiosso ..... 47/39  
D332,528 S \* 1/1993 Neal ..... D6/301  
5,269,083 A \* 12/1993 Vampatella et al. .... 40/711

\* cited by examiner

*Primary Examiner*—Janice Seeger

(74) *Attorney, Agent, or Firm*—William M. Hobby, III

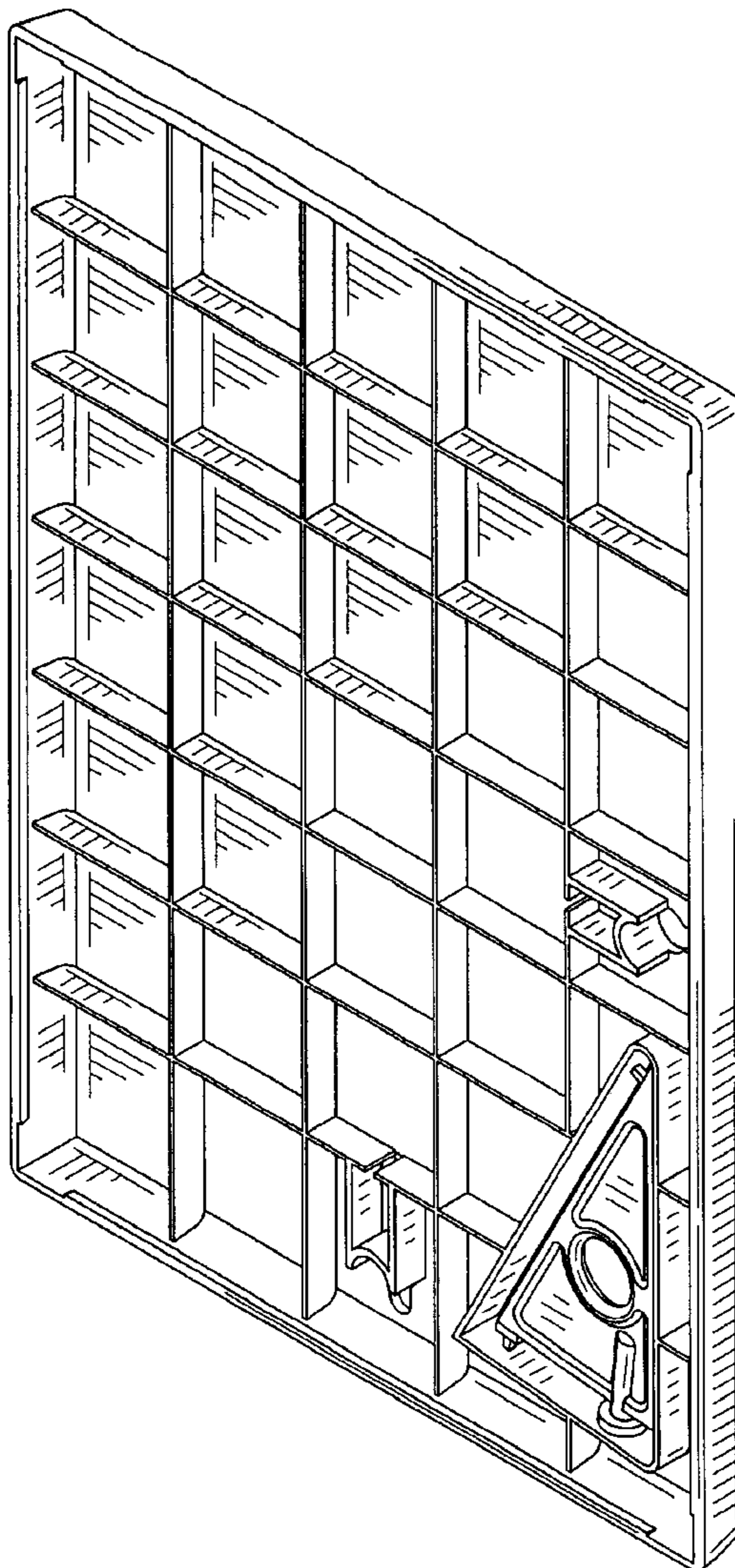
(57) **CLAIM**

The ornamental design for a picture frame back support, as shown and described.

**DESCRIPTION**

FIG. 1 is a top, front and right side perspective view of my new picture frame back support;  
FIG. 2 is a left side elevation;  
FIG. 3 is a bottom elevation;  
FIG. 4 is a front elevation; and,  
FIG. 5 is a rear elevation.

**1 Claim, 3 Drawing Sheets**



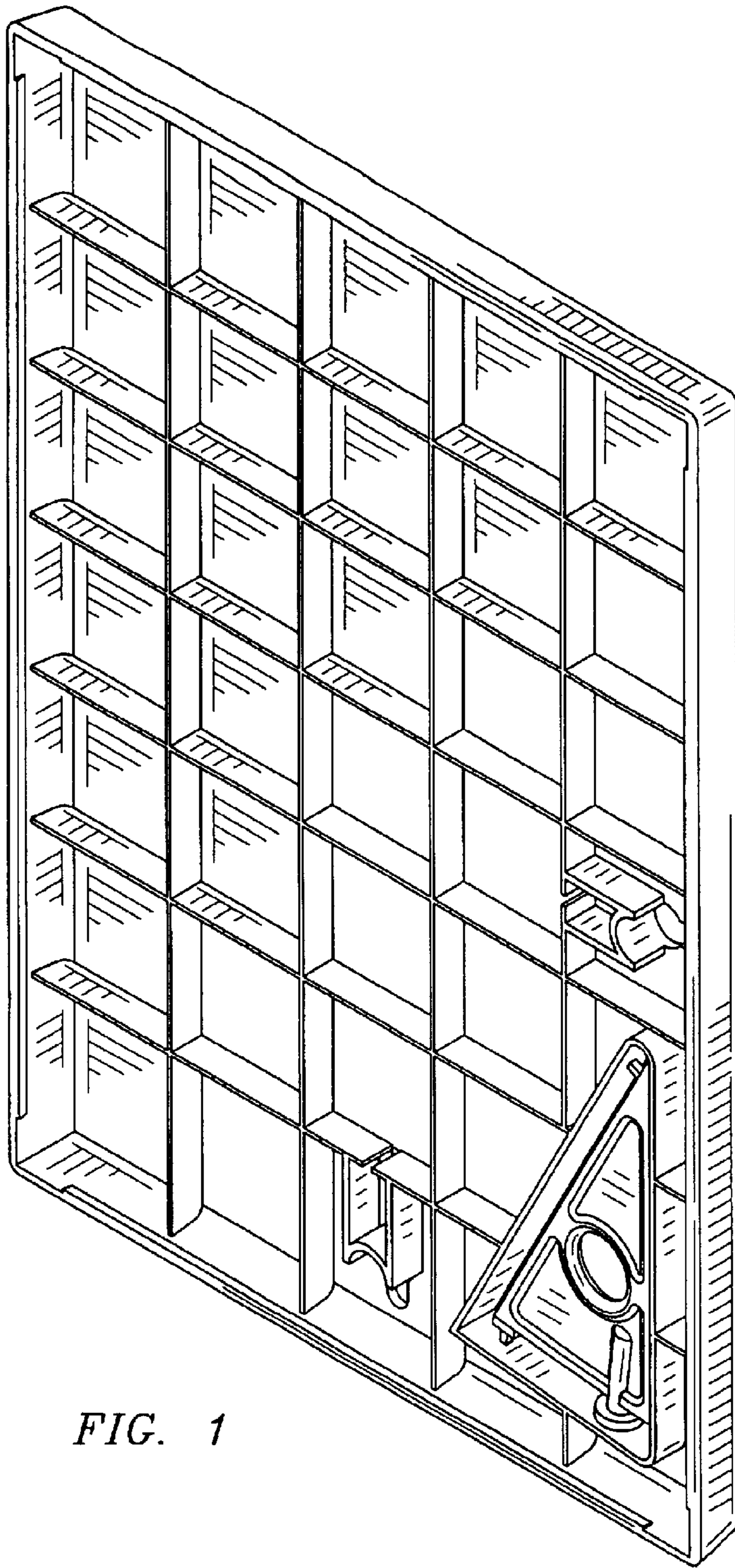


FIG. 1




FIG. 2



FIG. 3

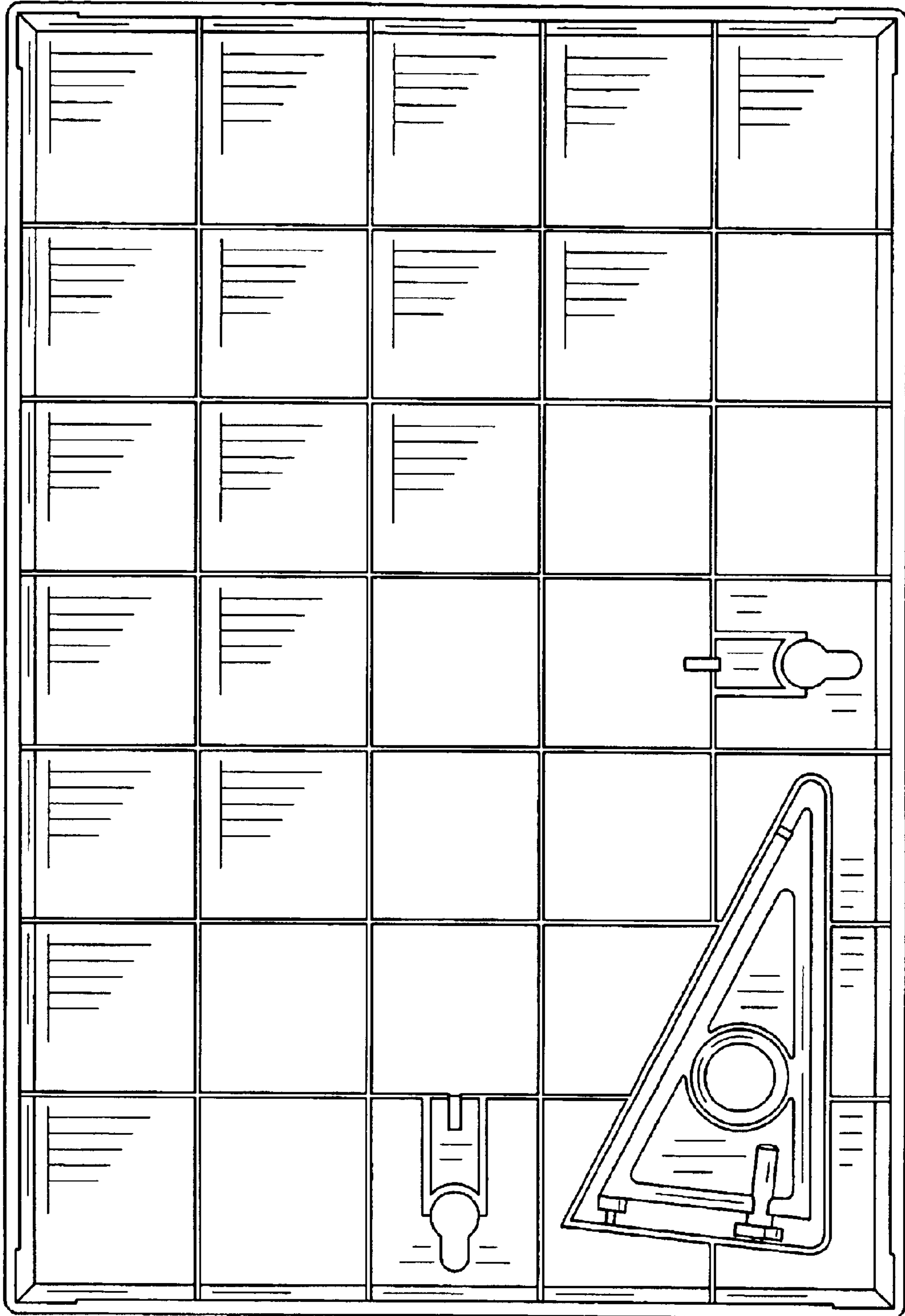


FIG. 4




FIG. 5