



US00D491365S

(12) **United States Design Patent**
Proot

(10) **Patent No.:** **US D491,365 S**

(45) **Date of Patent:** **** Jun. 15, 2004**

(54) **PAIR OF WHEEL AND GLIDE ASSEMBLIES FOR A LUGGAGE CASE**

(75) Inventor: **Bart Proot**, Brugge (BE)

(73) Assignee: **Samsonite Corporation**, Denver, CO (US)

(**) Term: **14 Years**

(21) Appl. No.: **29/171,449**

(22) Filed: **Nov. 21, 2002**

(51) **LOC (7) Cl.** **03-01**

(52) **U.S. Cl.** **D3/318**

(58) **Field of Search** D3/279, 276, 318, D3/289; 190/18 A, 100, 109, 111, 112, 113, 114, 115; 16/45, 114.1, 113.1

(56) **References Cited**

U.S. PATENT DOCUMENTS

D352,395 S	*	11/1994	King	D3/279
5,498,010 A	*	3/1996	Stube	280/37
D421,338 S	*	3/2000	Moon	D3/318

D422,409 S	*	4/2000	Klenner et al.	D3/279
6,076,641 A	*	6/2000	Kinzer et al.	190/18 A
D444,946 S	*	7/2001	Klamm	D3/279
6,354,412 B1	*	3/2002	Kuo	190/18 A
6,454,066 B1	*	9/2002	Chen	190/115
6,460,668 B1	*	10/2002	Godshaw et al.	190/18 A
D465,085 S	*	11/2002	Chen	D3/279

* cited by examiner

Primary Examiner—Philip S. Hyder

(74) *Attorney, Agent, or Firm*—Gregory W. O'Connor


(57) **CLAIM**

The ornamental design for a pair of wheel and glide assemblies for a luggage case, as shown and described.

DESCRIPTION

FIG. 1 is a perspective view of the pair of wheel and glide assemblies for a luggage case embodying my new design. FIG. 2 is a rear view thereof. FIG. 3 is a front view thereof. FIG. 4 is a right side view thereof; and, FIG. 5 is a left side view thereof.

1 Claim, 5 Drawing Sheets






FIG. 1

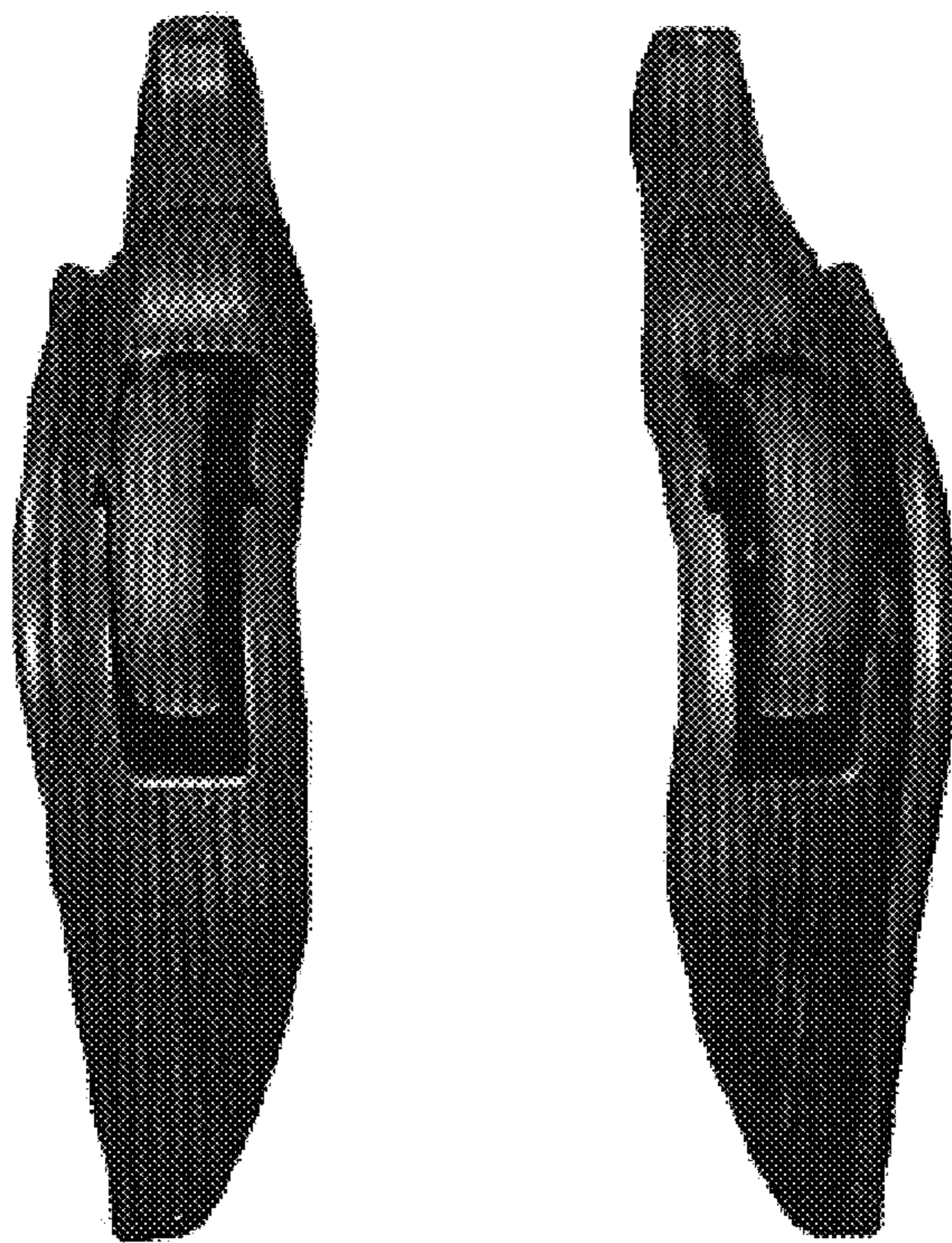


FIG. 2




FIG. 3

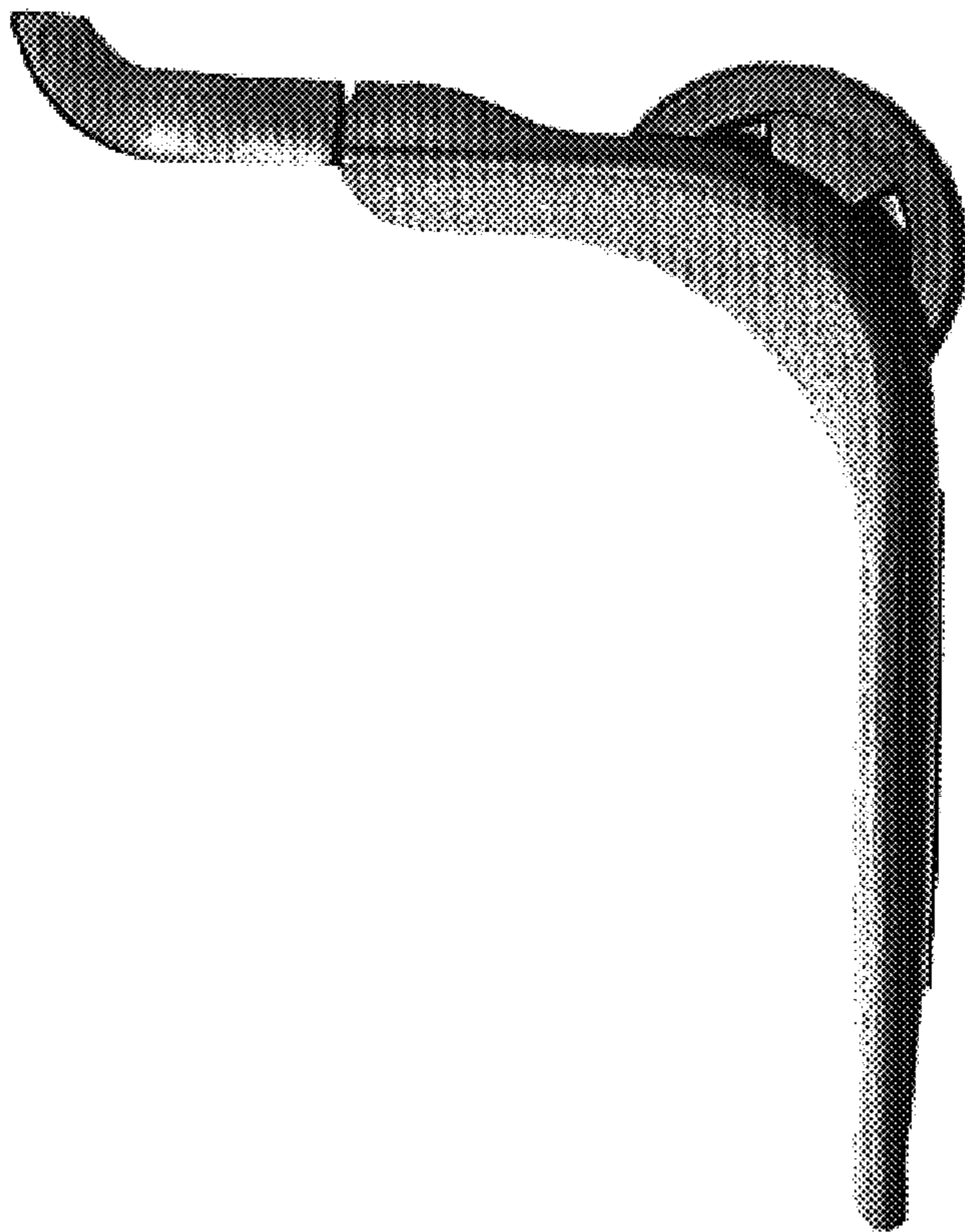


FIG. 4

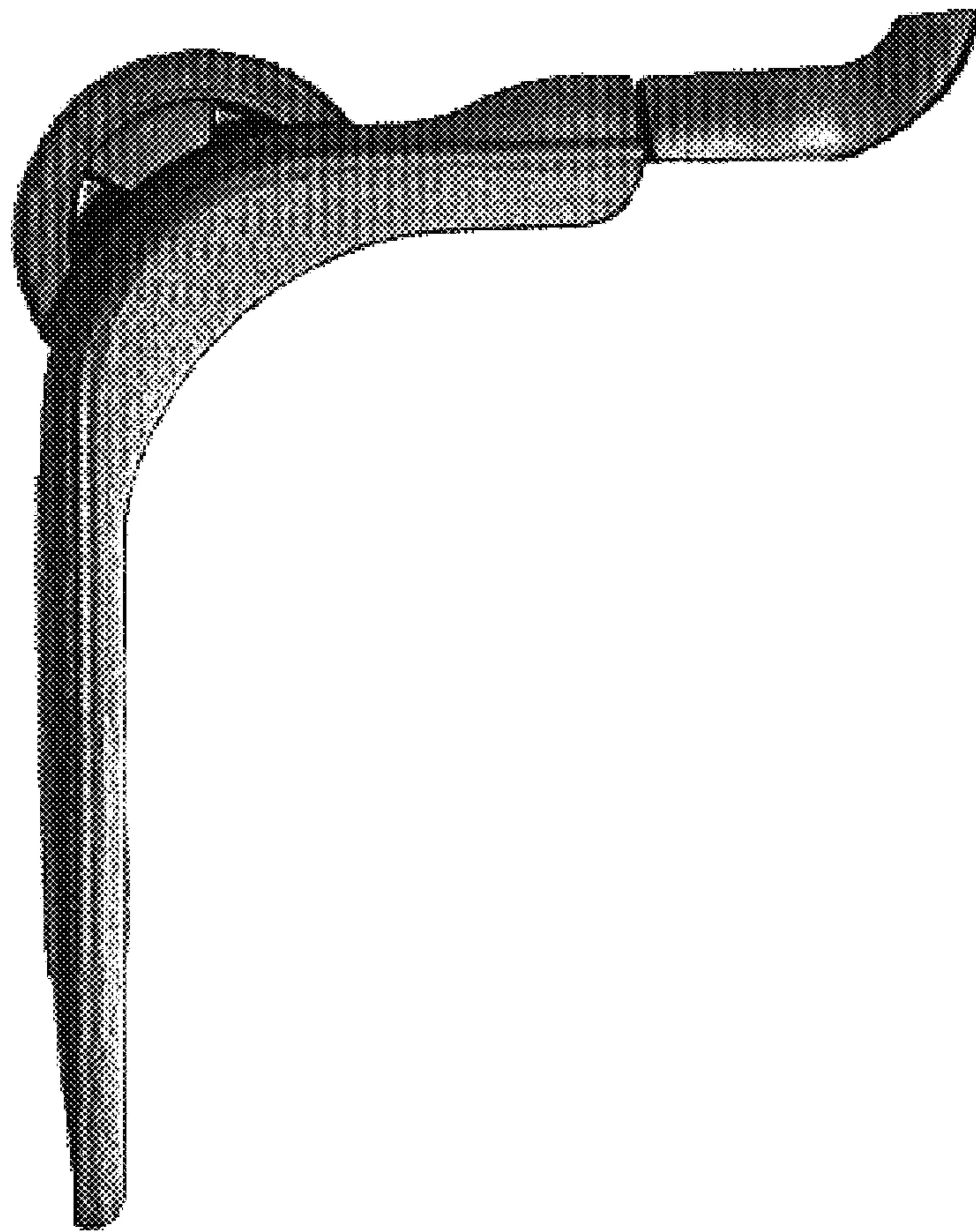


FIG. 5