



US00D491363S

(12) **United States Design Patent**  
**Renz et al.**

(10) **Patent No.: US D491,363 S**

(45) **Date of Patent: \*\* Jun. 15, 2004**

(54) **BAG WITH SIDE COMPARTMENT**

(75) Inventors: **Charles J Renz**, Briarcliff Manor, NY (US); **Chariklia Varellas**, Whitestone, NY (US)

(73) Assignee: **Playtex Products, Inc.**, Westport, CT (US)

(\*\*) Term: **14 Years**

(21) Appl. No.: **29/173,357**

(22) Filed: **Dec. 27, 2002**

(51) **LOC (7) Cl.** ..... **03-01**

(52) **U.S. Cl.** ..... **D3/289; D3/276**

(58) **Field of Search** ..... D3/273, 246, 276, D3/283, 285, 286, 287, 288, 289; 190/100, 110, 109; 206/581, 320, 570, 571; 150/107

(56) **References Cited**

**U.S. PATENT DOCUMENTS**

4,772,262 A	9/1988	Grant et al.	604/74
5,315,084 A	5/1994	Jensen	219/689
5,601,531 A	2/1997	Silver	604/74
5,776,098 A	7/1998	Silver et al.	604/74
5,797,875 A	8/1998	Silver	604/74
D415,347 S *	10/1999	Imbert	D3/289
6,213,304 B1	4/2001	Juliussen	206/581
D441,529 S *	5/2001	Guyon	D3/246
D442,364 S *	5/2001	Guyon	D3/246
D444,945 S *	7/2001	Starck	D3/276
6,257,847 B1	7/2001	Silver et al.	417/415
6,296,165 B1	10/2001	Mears	224/610
D452,074 S *	12/2001	Guyon	D3/246
D457,307 S	5/2002	Pukall et al.	D3/217
6,383,163 B1	5/2002	Kelly et al.	604/74
D459,075 S	6/2002	Pukall et al.	D3/289
6,427,475 B1	8/2002	DeFelice et al.	62/457.2
6,481,986 B1	11/2002	Silver et al.	417/441

2001/0038799 A1	11/2001	Silver et al.	417/515
2002/0170935 A1	11/2002	Annis	224/653
2002/0189278 A1	12/2002	Defelice et al.	62/457.2

**FOREIGN PATENT DOCUMENTS**

EP	0198469	4/1986
WO	WO97/05913	2/1997

\* cited by examiner

*Primary Examiner*—Philip S. Hyder

(74) *Attorney, Agent, or Firm*—Ohlandt, Greeley, Ruggiero & Perle, LLP

(57) **CLAIM**

The ornamental design for a bag with side compartment, as shown and described.

**DESCRIPTION**

FIG. 1 is a front perspective view of a bag with side compartment showing our design;

FIG. 2 is a rear perspective view of the bag with side compartment of FIG. 1;

FIG. 3 is a front view of the bag with side compartment of FIG. 1;

FIG. 4 is a bottom view of the bag with side compartment of FIG. 1;

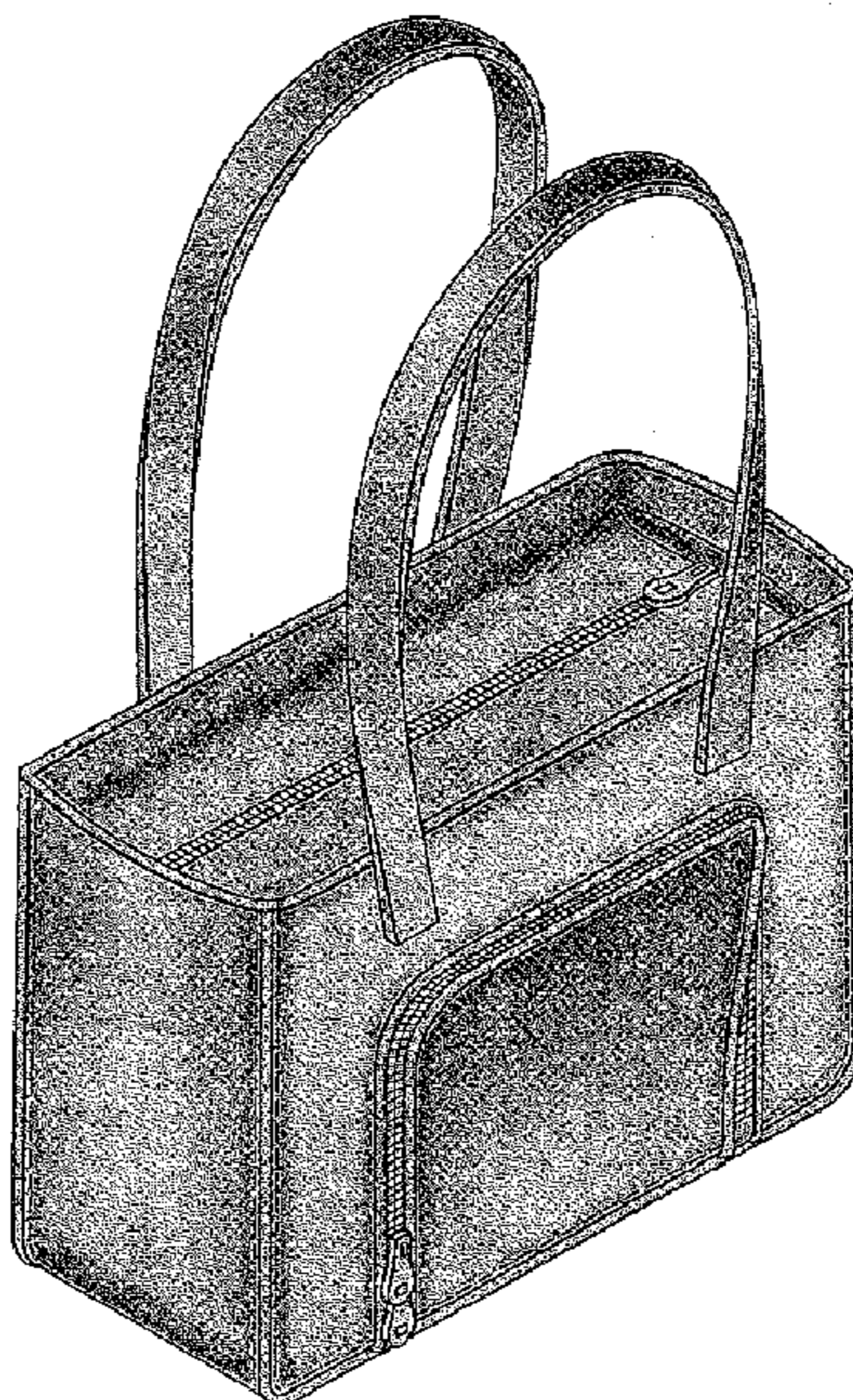
FIG. 5 is a rear view of the bag with side compartment of FIG. 1;

FIG. 6 is a top view of the bag with side compartment of FIG. 1;

FIG. 7 is a first side view of the bag with side compartment of FIG. 1; and,

FIG. 8 is a second side view of the bag with side compartment of FIG. 1, the second side being opposite the first side. The broken lines showing in FIGS. 1 through 8 indicate stitching.

**1 Claim, 5 Drawing Sheets**





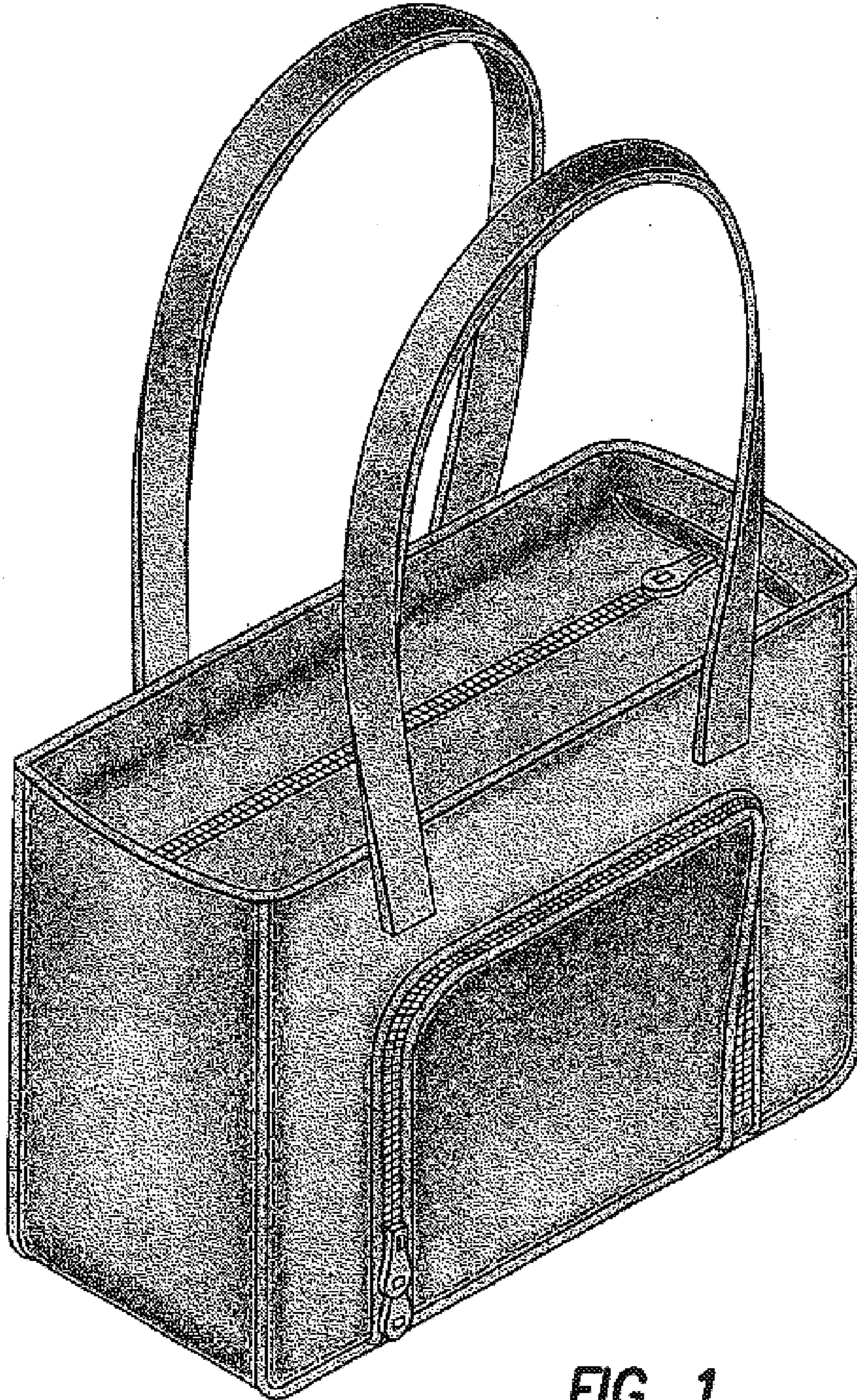
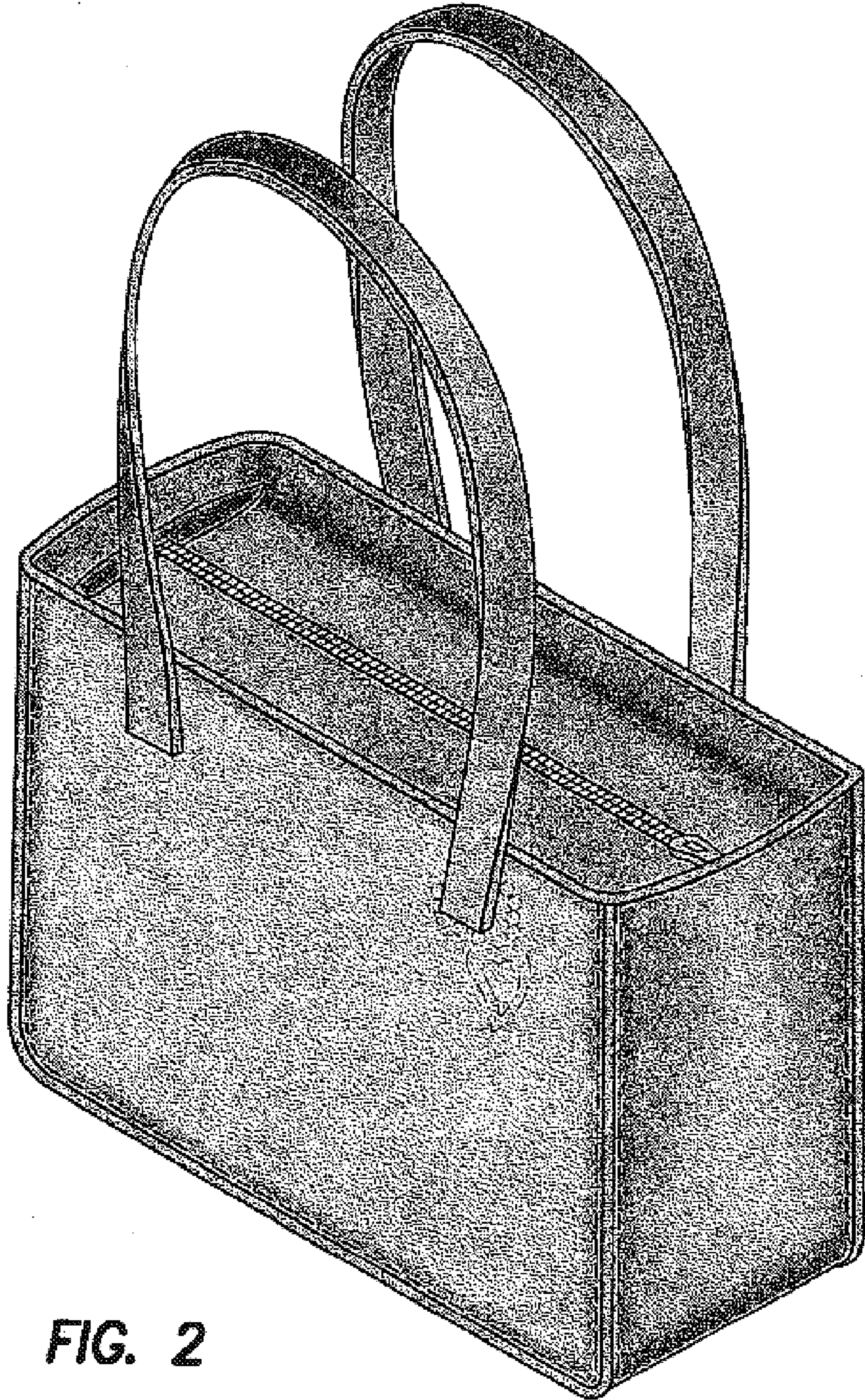


FIG. 1

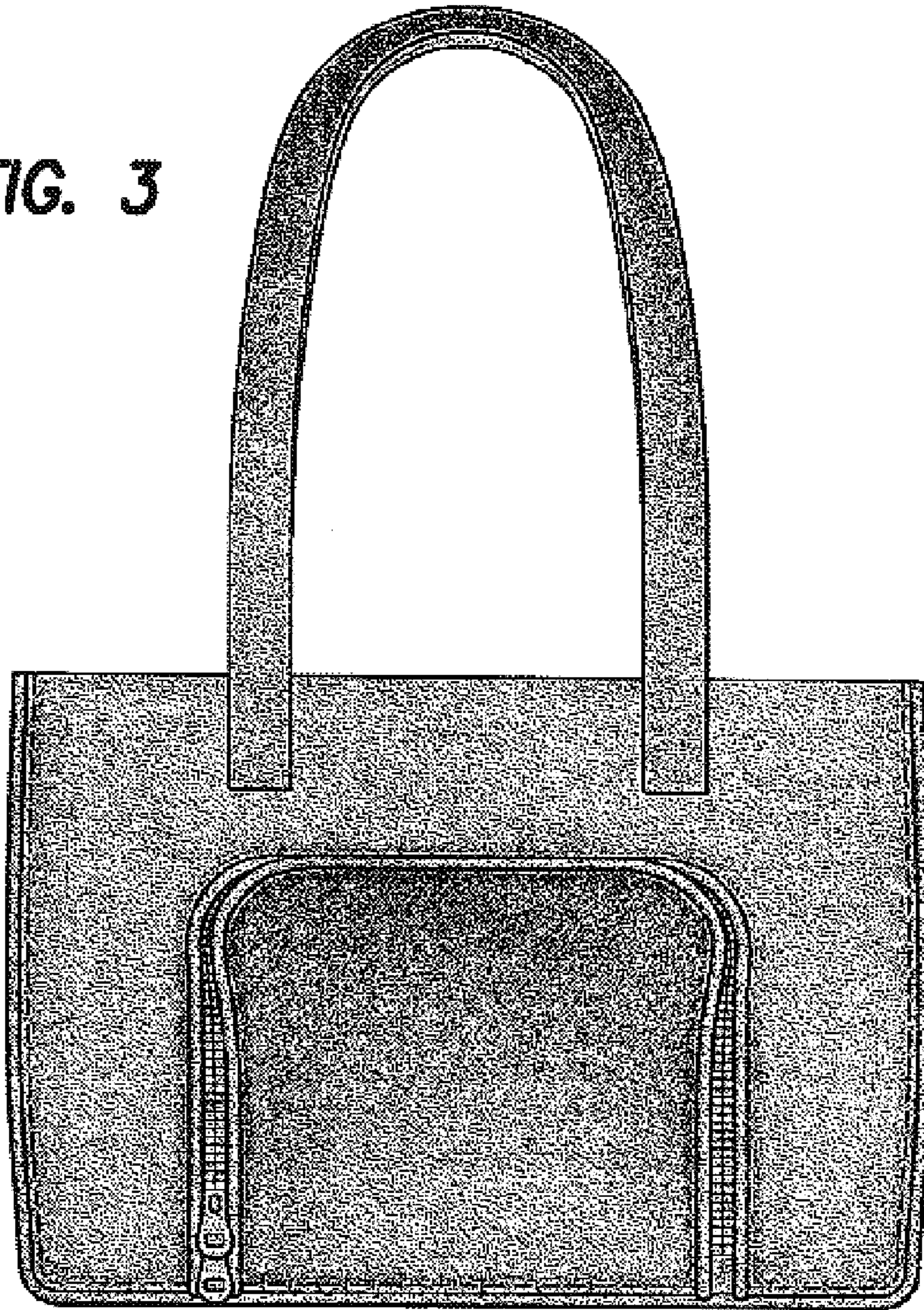





**FIG. 2**



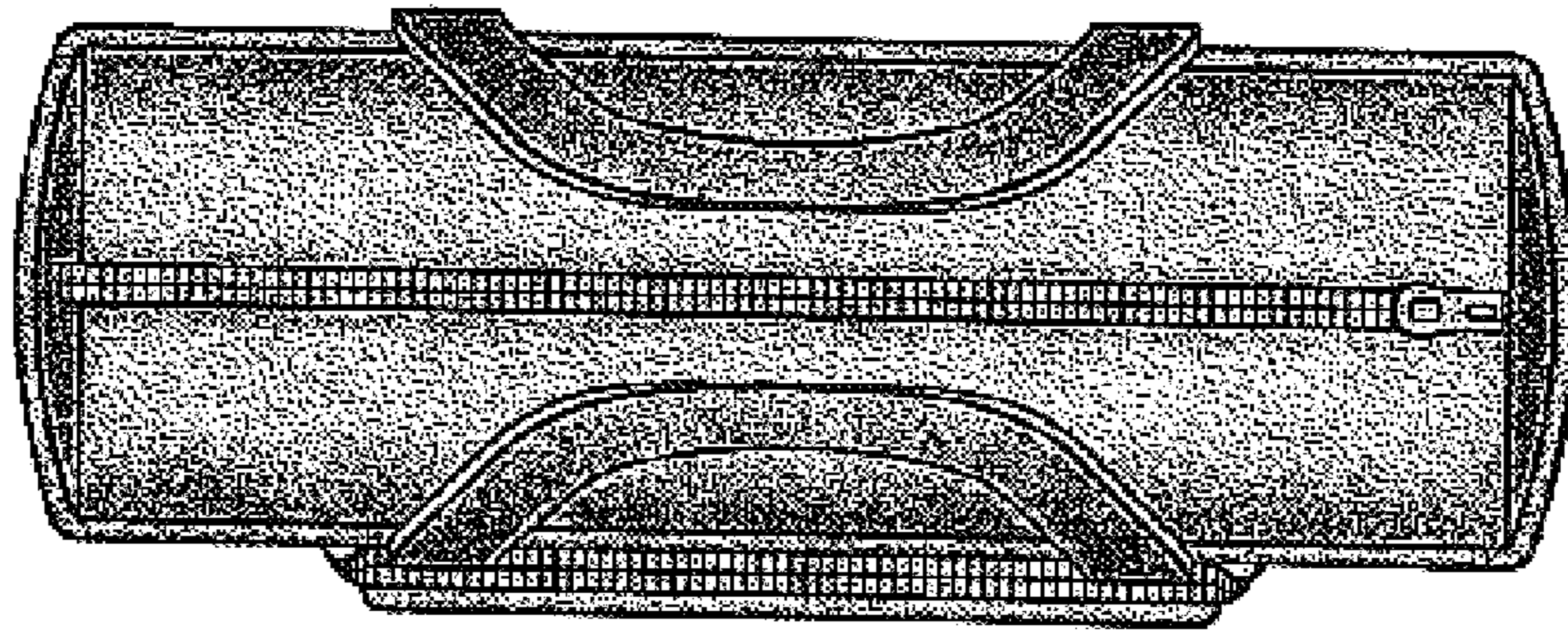
**FIG. 3**



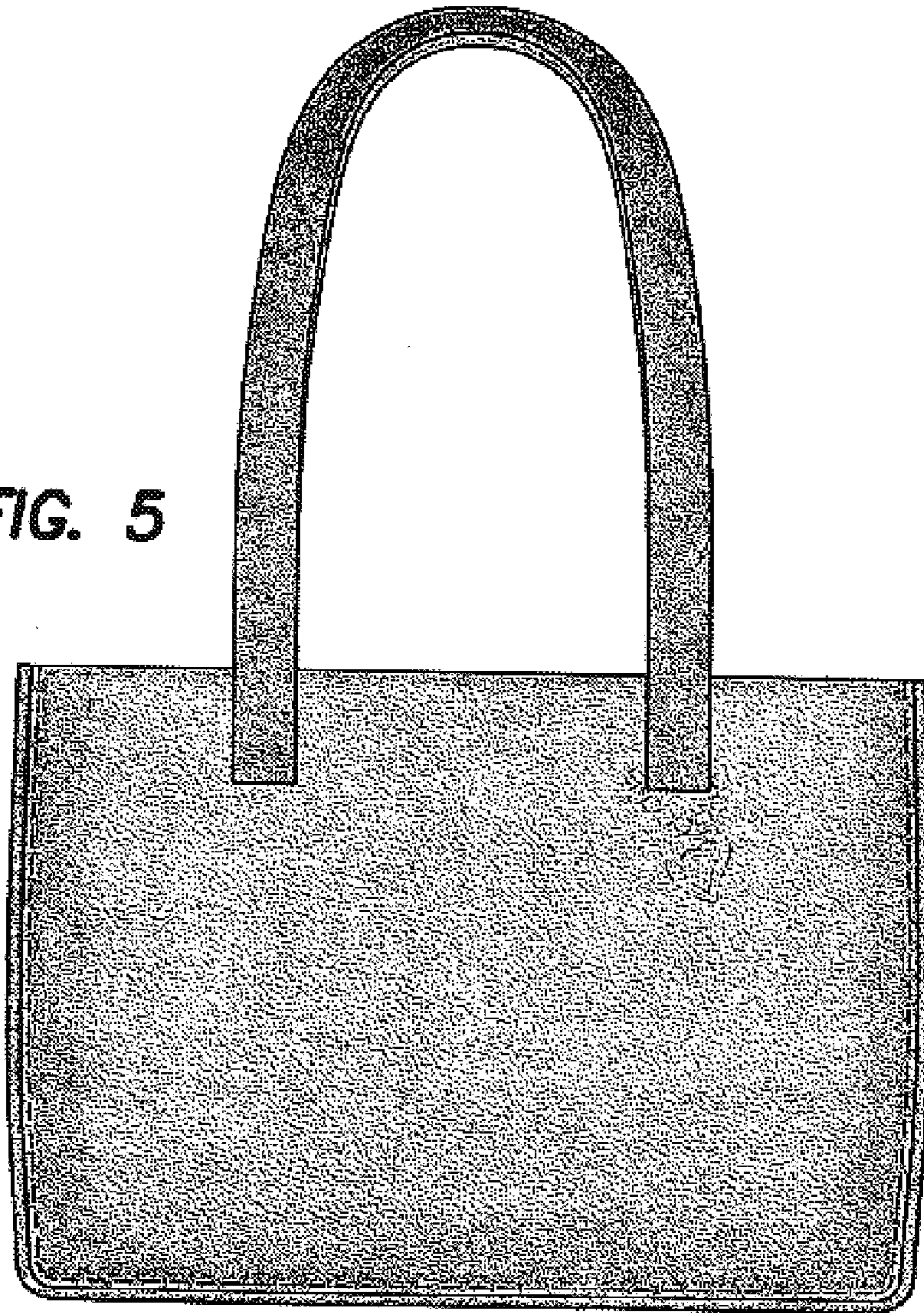
**FIG. 4**





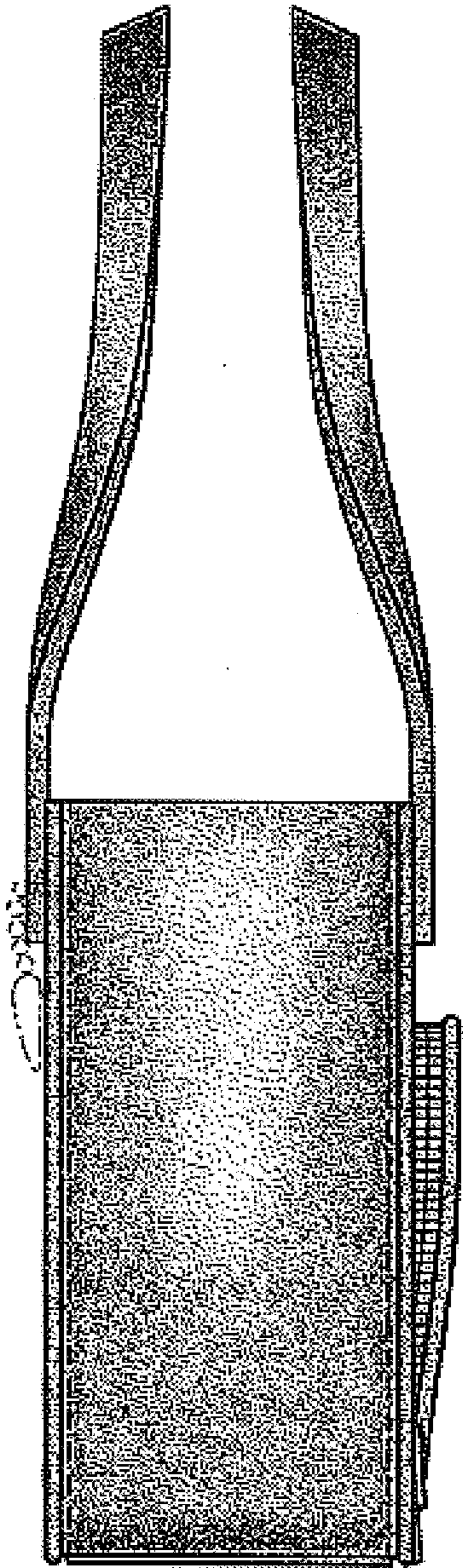


**FIG. 6**

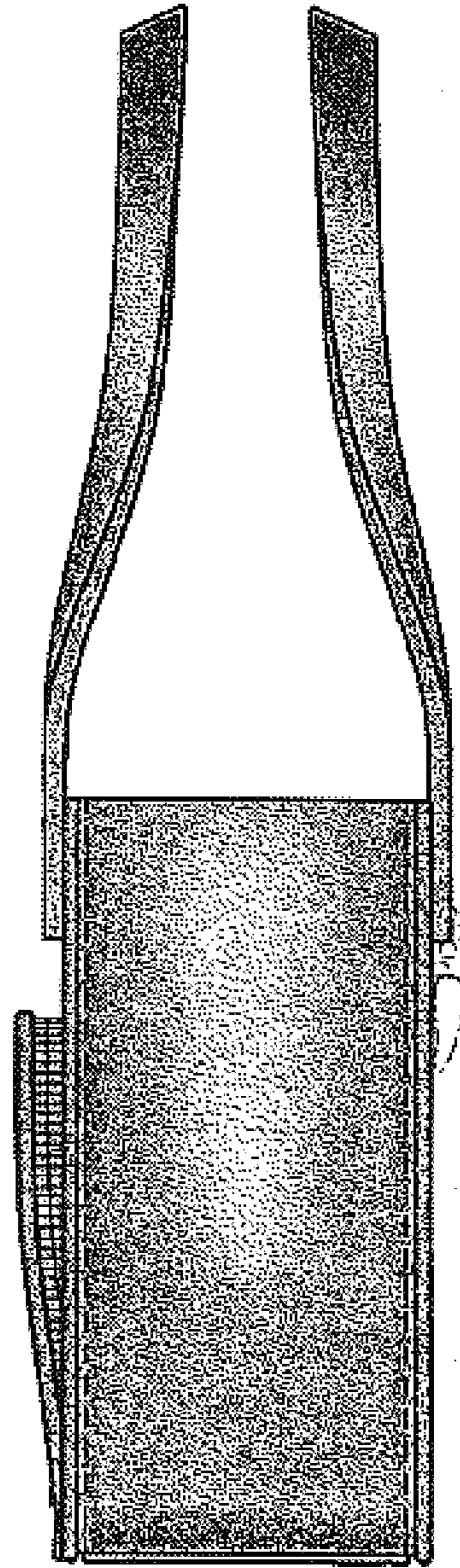


**FIG. 5**





**FIG. 7**



**FIG. 8**