



US00D491361S

(12) **United States Design Patent**
Bernbaum et al.

(10) **Patent No.:** **US D491,361 S**

(45) **Date of Patent:** **** Jun. 15, 2004**

(54) **TRAVEL CASE**

(75) Inventors: **L. Harrison Bernbaum**, Lake Forest, IL (US); **Scott Vermillion**, Chicago, IL (US)

(73) Assignee: **High Sierra Sport Company**, Vernon Hills, IL (US)

(**) Term: **14 Years**

(21) Appl. No.: **29/179,123**

(22) Filed: **Apr. 4, 2003**

Related U.S. Application Data

(63) Continuation-in-part of application No. 09/759,683, filed on Jan. 12, 2001, now Pat. No. 6,644,448.

(51) **LOC (7) Cl.** **03-01**

(52) **U.S. Cl.** **D3/279**

(58) **Field of Search** D3/273, 276, 279, D3/281, 283, 284, 285, 289; 190/18 A, 110, 111, 100, 112

(56) **References Cited**

U.S. PATENT DOCUMENTS

- D352,395 S * 11/1994 King D3/279
- D357,808 S * 5/1995 Aumasson D3/318
- D374,987 S * 10/1996 Hughes D3/279
- D389,308 S * 1/1998 King et al. D3/279
- D395,361 S * 6/1998 Zionts et al. D3/279

- D444,946 S * 7/2001 Klamm D3/279
- D456,993 S * 5/2002 Lin D3/279
- D460,618 S * 7/2002 Szyf D3/279
- D463,663 S * 10/2002 Magana D3/279

* cited by examiner

Primary Examiner—Philip S. Hyder

(74) *Attorney, Agent, or Firm*—Marshall, Gerstein & Borun, LLP

(57) **CLAIM**

The ornamental design for a “travel case,” as shown and described.

DESCRIPTION

FIG. 1 is a right side perspective view taken from the front and top showing our new design;

FIG. 2 is a plan and front perspective view taken from the left side thereof;

FIG. 3 is a bottom perspective taken from the right side thereof;


FIG. 4 is a bottom perspective taken from the left side thereof;

FIG. 5 is rear and bottom perspective view taken from the left side thereof;

FIG. 6 is a rear perspective view taken from the left side thereof, wherein the handle is partially extended; and,

FIG. 7 is a front view perspective thereof in an open position.

1 Claim, 7 Drawing Sheets






FIG. 1




FIG. 2




FIG. 3

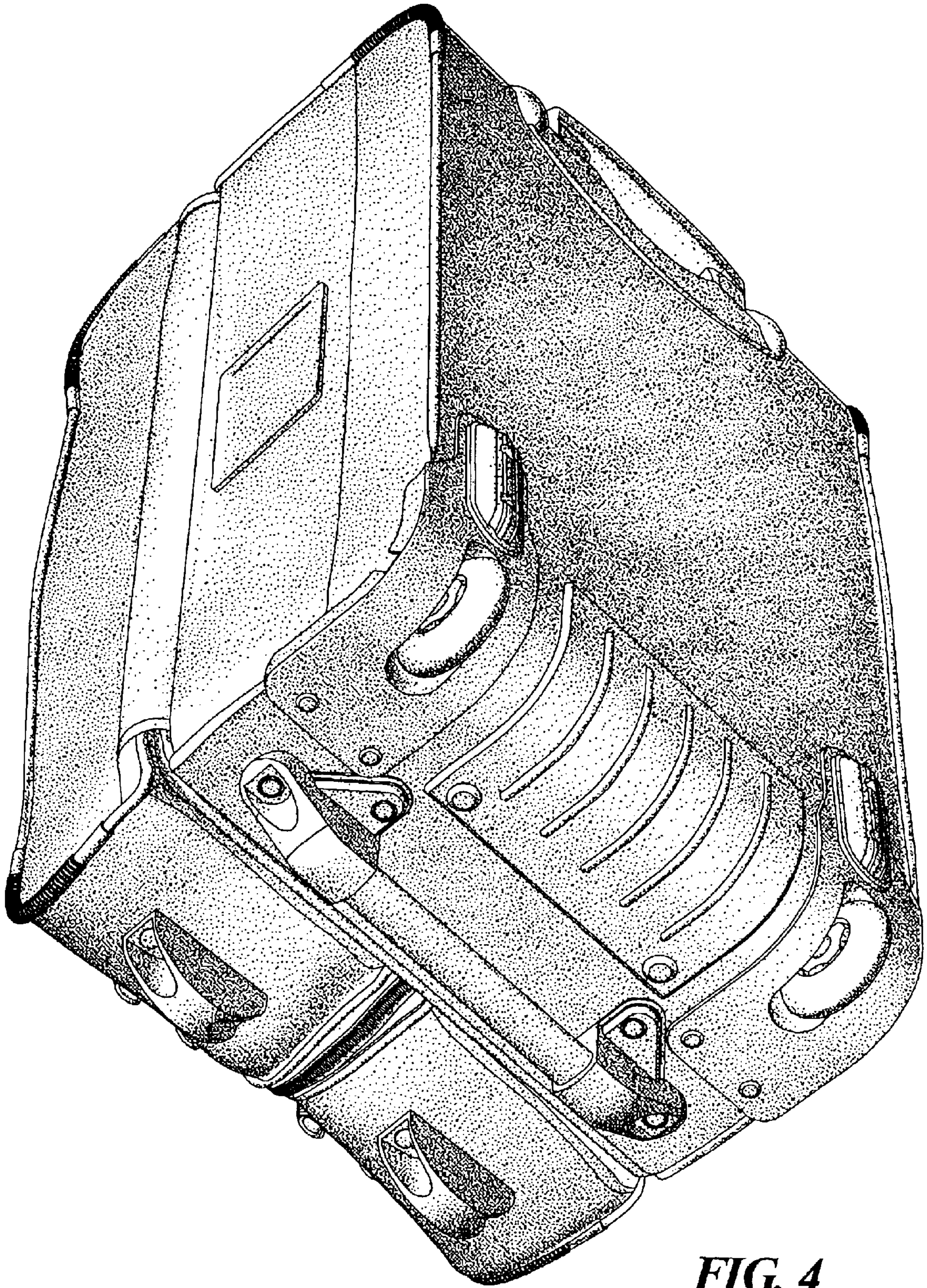


FIG. 4

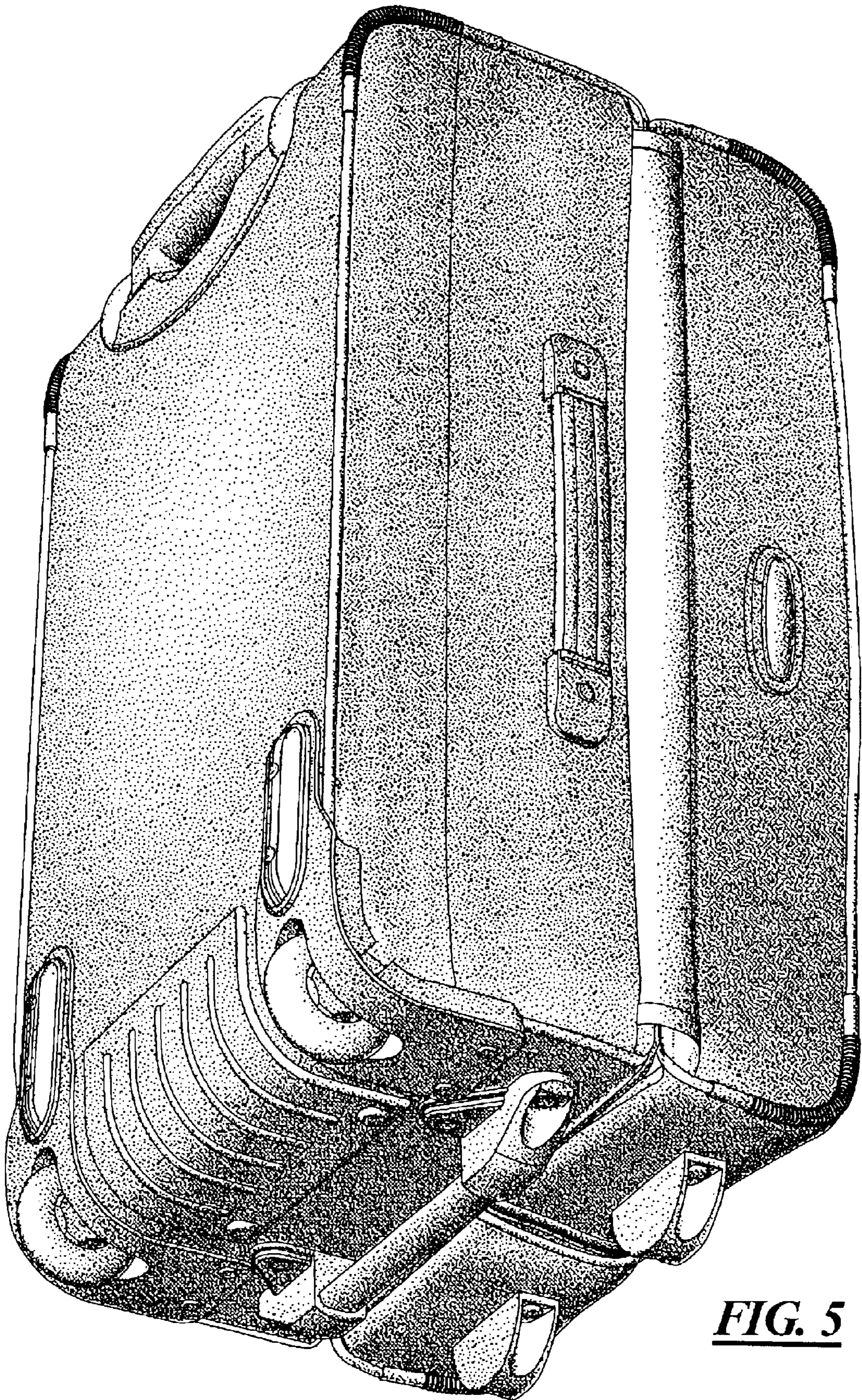
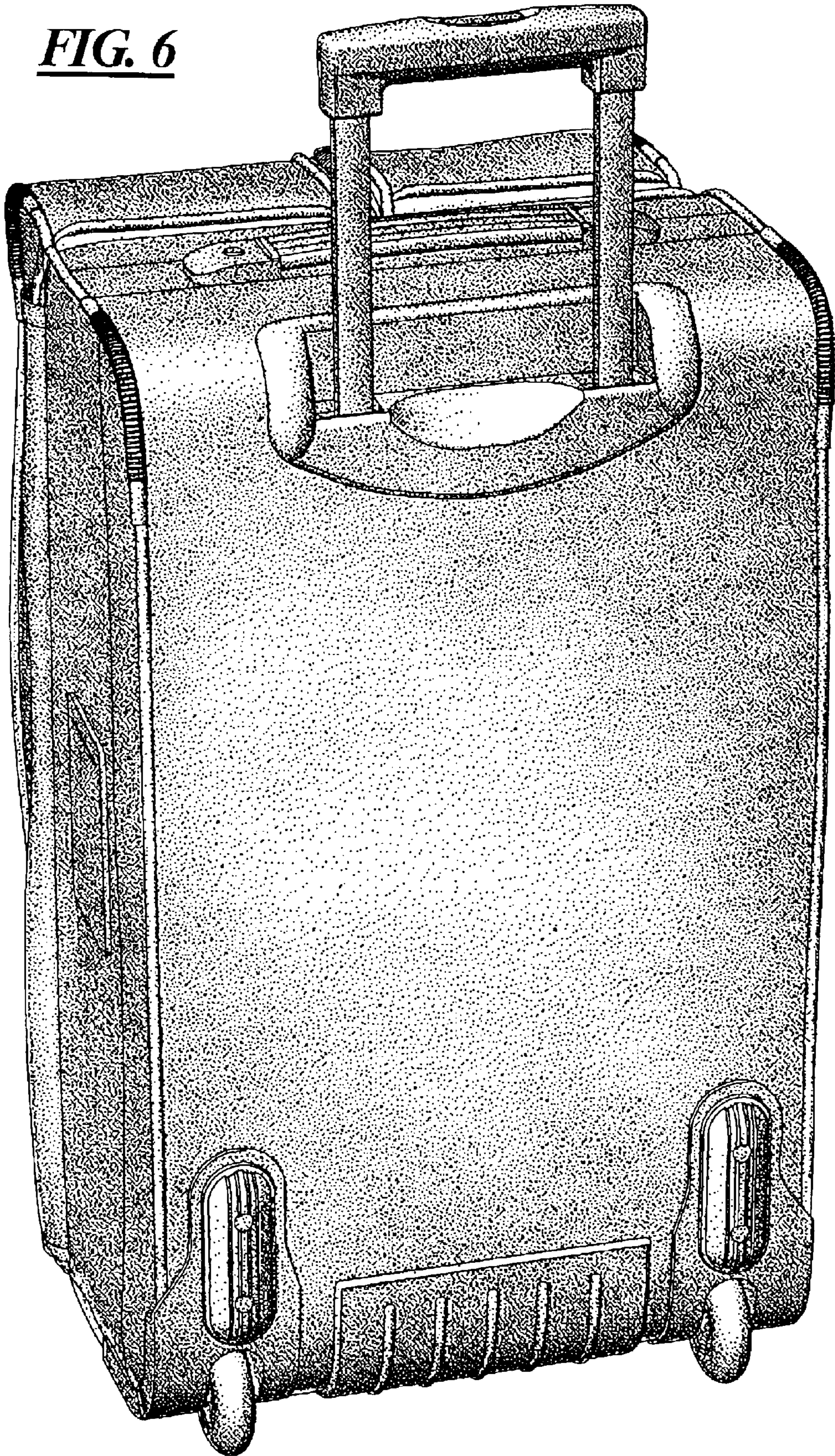


FIG. 5

FIG. 6






FIG. 7