



US00D491360S

(12) **United States Design Patent**  
**Van Himbeek**

(10) **Patent No.:** **US D491,360 S**

(45) **Date of Patent:** **\*\* Jun. 15, 2004**

(54) **LUGGAGE CASE**

(75) **Inventor:** **Clemens Van Himbeek, Ronse (BE)**

(73) **Assignee:** **Samsonite Corporation, Denver, CO (US)**

(\*\*) **Term:** **14 Years**

(21) **Appl. No.:** **29/171,469**

(22) **Filed:** **Nov. 21, 2002**

(51) **LOC (7) Cl.** ..... **03-01**

(52) **U.S. Cl.** ..... **D3/279**

(58) **Field of Search** ..... D3/273, 276, 279,  
D3/283, 284, 285, 287, 289; 190/18 A,  
100, 110, 111, 112, 113, 114

(56) **References Cited**

**U.S. PATENT DOCUMENTS**

D357,808 S	*	5/1995	Aumasson	.....	D3/318
D374,773 S	*	10/1996	Domotor	.....	D3/279
D374,987 S	*	10/1996	Hughes	.....	D3/279
D389,308 S	*	1/1998	King et al.	.....	D3/279
D395,361 S	*	6/1998	Zionts et al.	.....	D3/279

D444,946 S	*	7/2001	Klamm	.....	D3/279
D456,993 S	*	5/2002	Lin	.....	D3/279
D460,618 S	*	7/2002	Szyf	.....	D3/279
D463,663 S	*	10/2002	Magana	.....	D3/279

\* cited by examiner

*Primary Examiner*—Philip S. Hyder

(74) *Attorney, Agent, or Firm*—Gregory W. O'Connor

(57) **CLAIM**

The ornamental design for a luggage case, as shown and described.

**DESCRIPTION**

FIG. 1 is a perspective view showing the front of the luggage case embodying my new design.

FIG. 2 is a perspective view showing the rear of the luggage case shown in FIG. 1.

FIG. 3 is a front view of the luggage case shown in FIG. 1.

FIG. 4 is a rear view thereof.

FIG. 5 is a right side view thereof.

FIG. 6 is a left side view thereof.

FIG. 7 is a top view thereof; and,

FIG. 8 is a bottom view thereof.

**1 Claim, 8 Drawing Sheets**





FIG. 1




FIG. 2




FIG. 3




FIG. 4




FIG. 5




FIG. 6




FIG. 7






FIG. 8