



US00D491351S

(12) **United States Design Patent**
Goradesky

(10) **Patent No.:** **US D491,351 S**

(45) **Date of Patent:** **** Jun. 15, 2004**

(54) **EXPANSIBLE CLOTH POUCH AND BELT CLIP FOR CELLULAR TELEPHONE**

D453,417 S * 2/2002 Badillo et al. D3/218
D470,840 S * 2/2003 Skjoth D14/250

(75) Inventor: **Harold A. Goradesky**, Miami, FL (US)

* cited by examiner

(73) Assignee: **A.G. Findings & Mfg. Co., Inc.**,
Sunrise, FL (US)

Primary Examiner—Catherine R. Oliver
(74) *Attorney, Agent, or Firm*—Robert C. Kain, Jr.; Fleit
Kain

(**) Term: **14 Years**

(57) **CLAIM**

(21) Appl. No.: **29/179,708**

I claim the ornamental design for the expansible cloth pouch and belt clip for cellular telephone, as shown and described.

(22) Filed: **Apr. 11, 2003**

DESCRIPTION

(51) **LOC (7) Cl.** **03-01**

(52) **U.S. Cl.** **D3/218**

(58) **Field of Search** D3/218, 215, 220,
D3/221, 219, 224, 226, 230, 299, 263–265;
206/305, 5, 5.1, 6; 224/901, 904, 240, 241;
D14/253, 138, 251

FIG. 1 is front elevational view of the expansible cloth pouch and belt clip for cellular telephone with the expansible cloth depicted by cross-hatch in the figures.

FIG. 2 is a rear elevational view of the cloth pouch and belt clip.

FIG. 3 is a right side view of the cloth pouch and belt clip.

FIG. 4 is a left side view of the cloth pouch and belt clip.

FIG. 5 is a top plan view of the cloth pouch and belt clip; and,

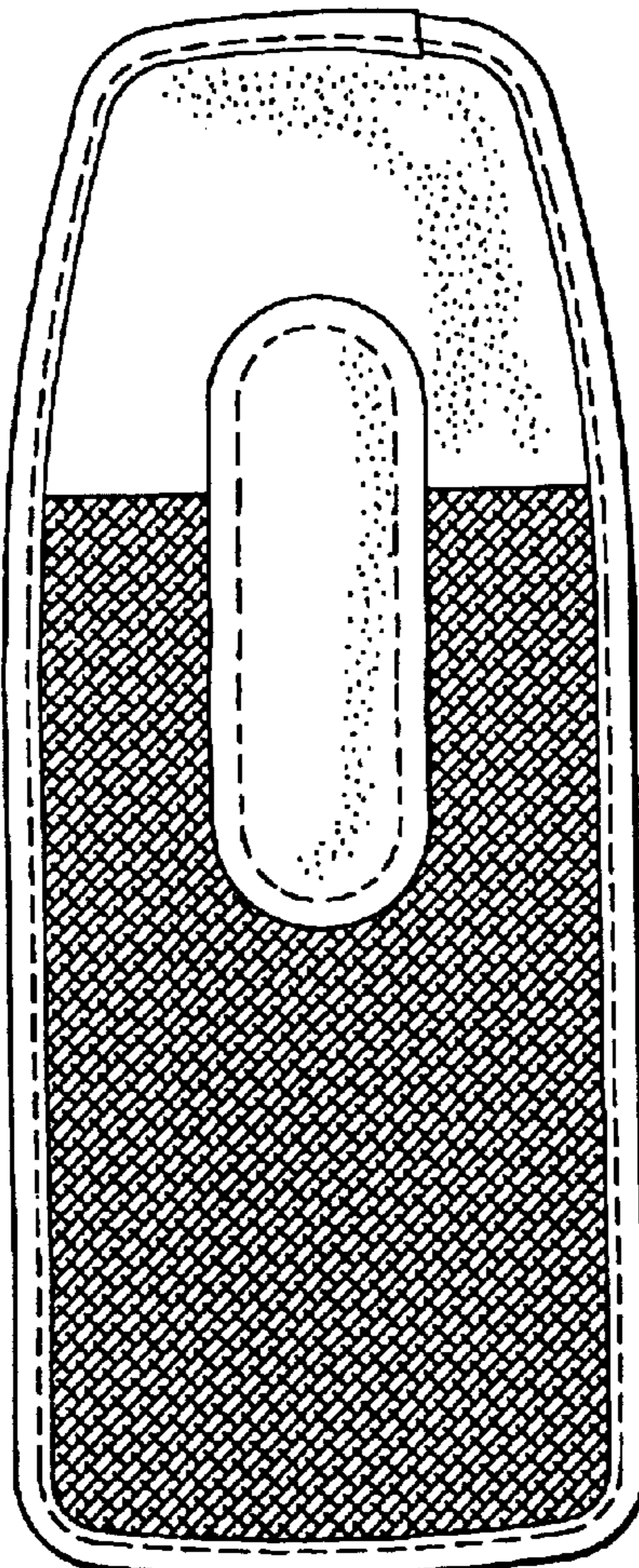
FIG. 6 is a bottom plan view of the cloth pouch and belt clip.

(56) **References Cited**

U.S. PATENT DOCUMENTS

D426,379 S * 6/2000 Levy et al. D3/218
D435,722 S * 1/2001 Pepping D3/218

1 Claim, 1 Drawing Sheet



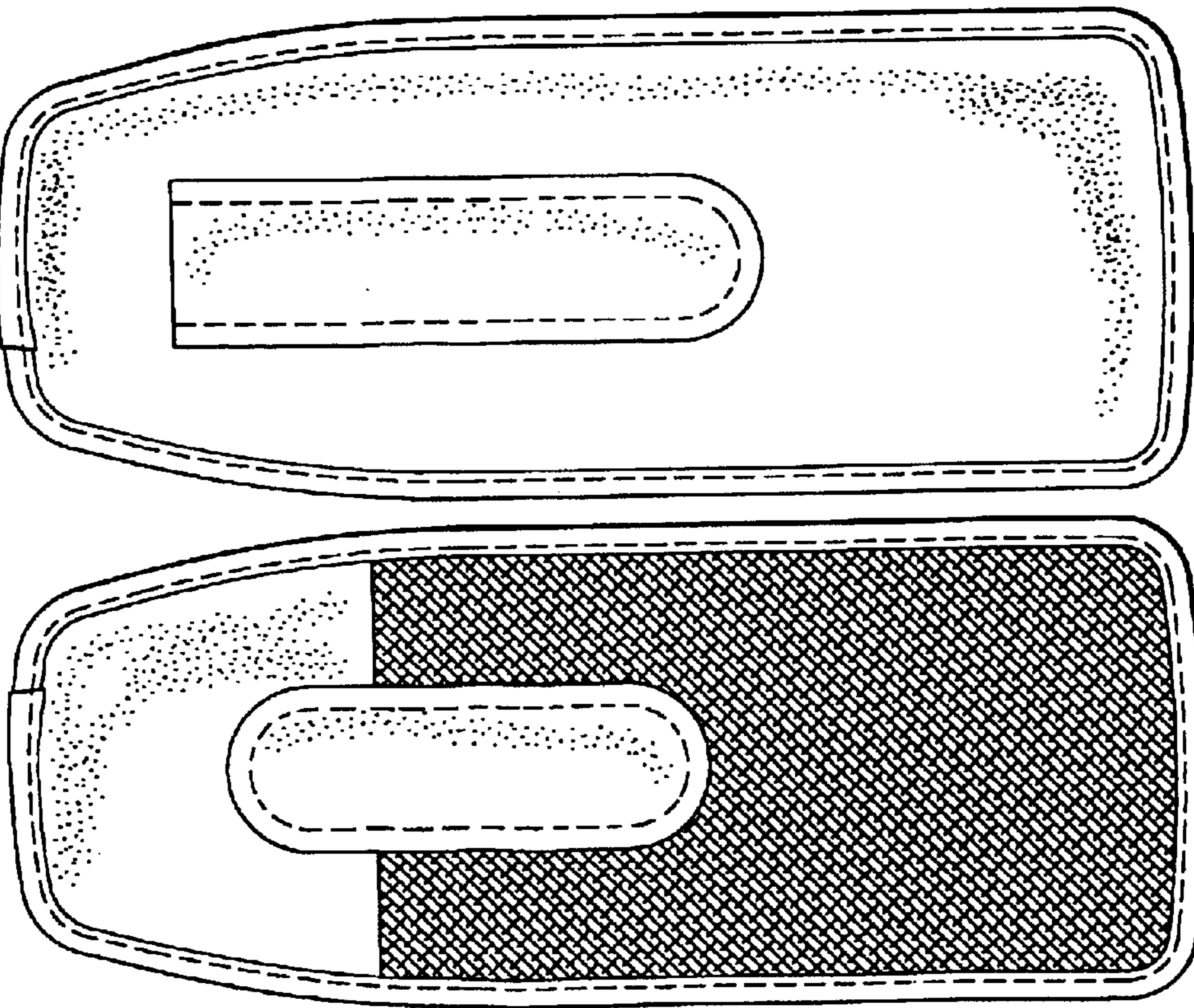


FIG. 1

FIG. 2




FIG. 3

FIG. 4

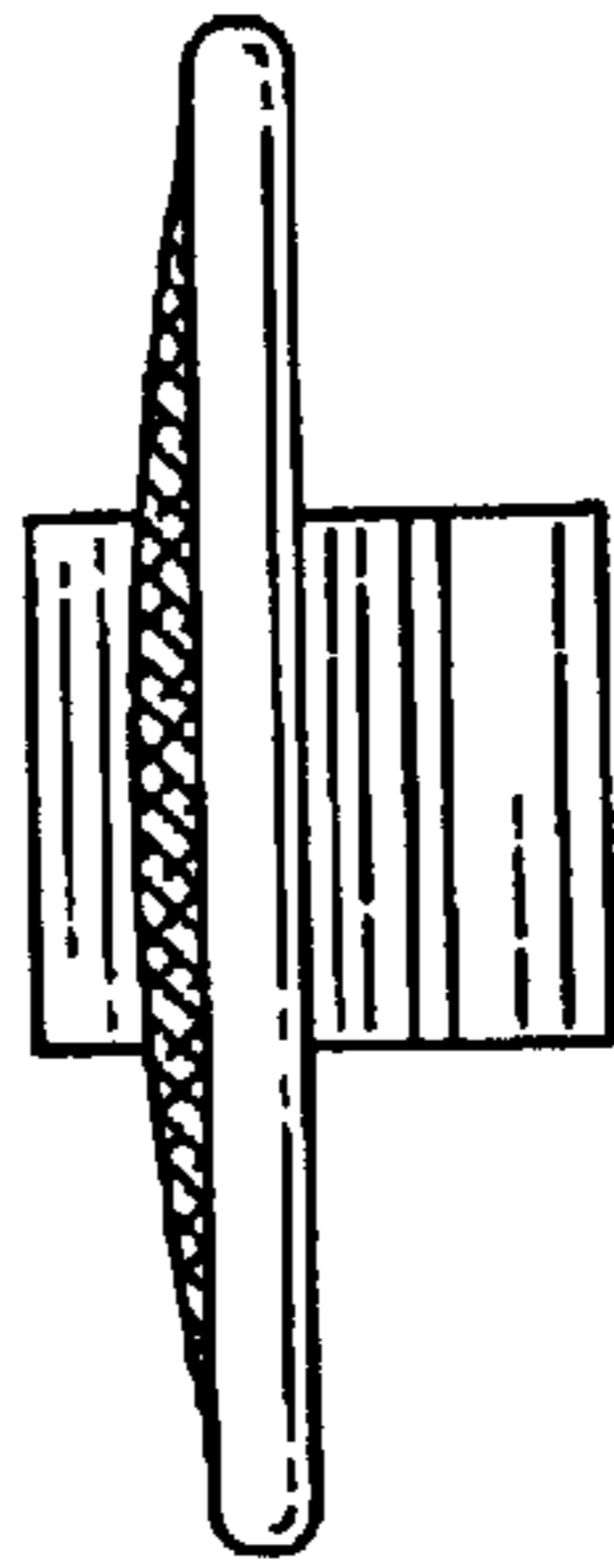


FIG. 6

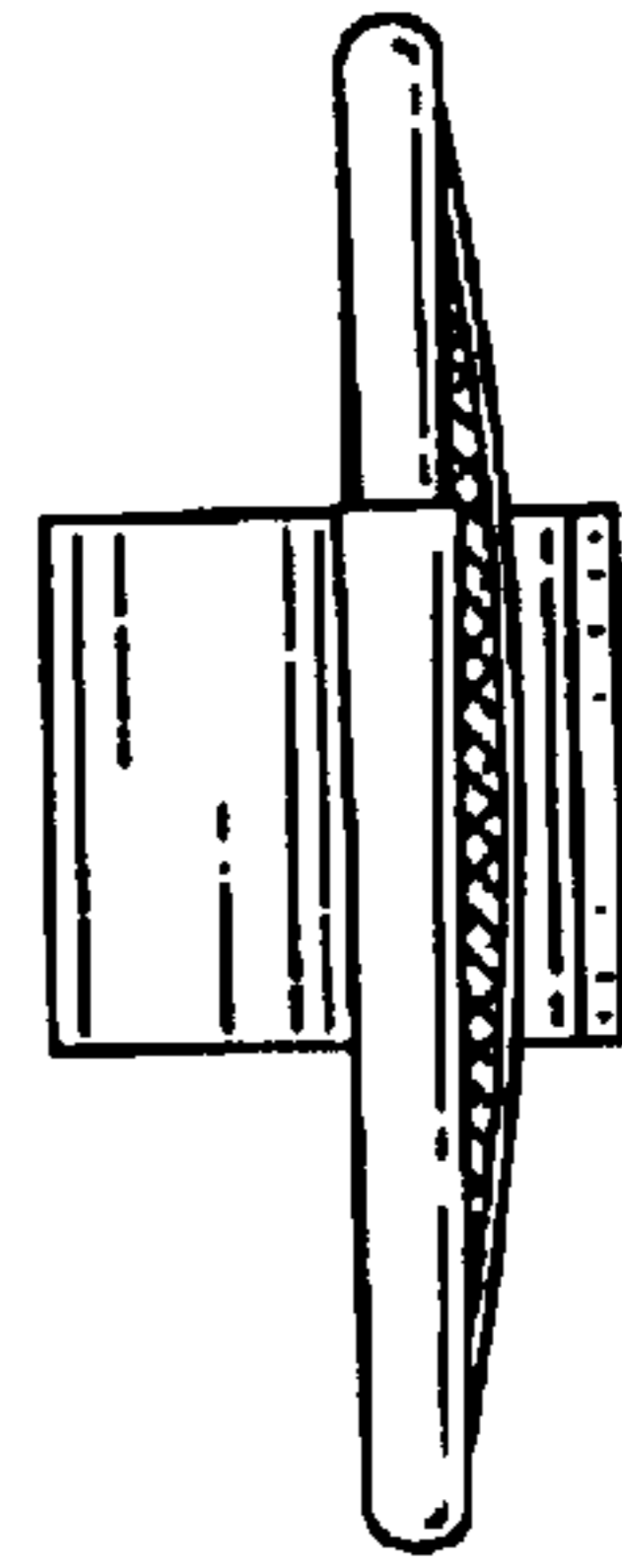


FIG. 5