



US00D491350S

(12) **United States Design Patent**  
**Hooper**

(10) **Patent No.:** **US D491,350 S**

(45) **Date of Patent:** **\*\* Jun. 15, 2004**

(54) **RECEPTACLE FOR CARNIVAL FAVORS**

6,591,941 B1 \* 7/2003 Mannie ..... 182/129

(76) Inventor: **Terri Hooper**, 5809 Morton St.,  
Metairie, LA (US) 70003

\* cited by examiner

(\*\*) Term: **14 Years**

*Primary Examiner*—Doris V. Coles  
*Assistant Examiner*—T. Chase Nelson  
(74) *Attorney, Agent, or Firm*—Keaty Professional Law Corporation

(21) Appl. No.: **29/111,423**

(22) Filed: **Sep. 27, 1999**

(57) **CLAIM**

(51) **LOC (7) Cl.** ..... **03-01**

The ornamental design for a receptacle for carnival favors,  
as shown and described.

(52) **U.S. Cl.** ..... **D3/201**

(58) **Field of Search** ..... D3/201; D25/68;  
248/210; 182/129; 220/751; 206/373, 372;  
D9/306, 305, 499

**DESCRIPTION**

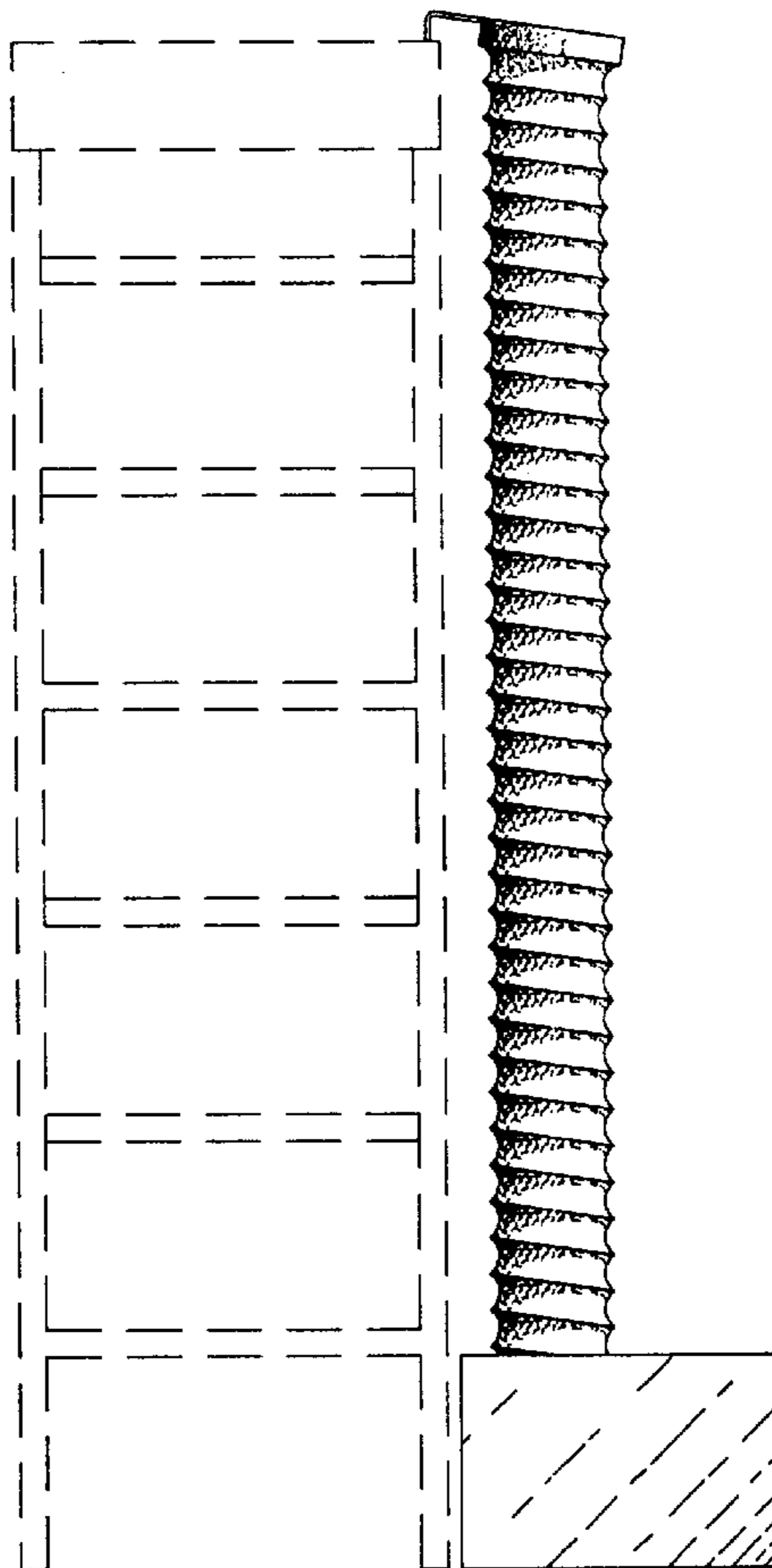
(56) **References Cited**

**U.S. PATENT DOCUMENTS**

1,328,705 A	*	1/1920	Alpen	.....	248/210
D304,084 S	*	10/1989	Meng	.....	D25/68
D315,797 S	*	3/1991	Cagle	.....	D25/68
D375,658 S	*	11/1996	Reichert	.....	D7/551
D397,229 S	*	8/1998	Winters et al.	.....	D25/68
D410,551 S	*	6/1999	Guimont et al.	.....	D25/68
6,334,509 B1	*	1/2002	Ryszkiewicz	.....	182/129
6,435,304 B1	*	8/2002	Stierle	.....	248/210

FIG. 1 is a perspective view of my new ornamental design for a receptacle for carnival favors.  
FIG. 2 is a top view thereof.  
FIG. 3 is a bottom view thereof.  
FIG. 4 is a side view thereof, the opposite view being a mirror image of the view of FIG. 4.  
FIG. 5 is a front view thereof; and,  
FIG. 6 is a rear view thereof.  
The broken line showing of environmental structure is for illustrative purposes only and forms no part of the claimed design.

**1 Claim, 2 Drawing Sheets**



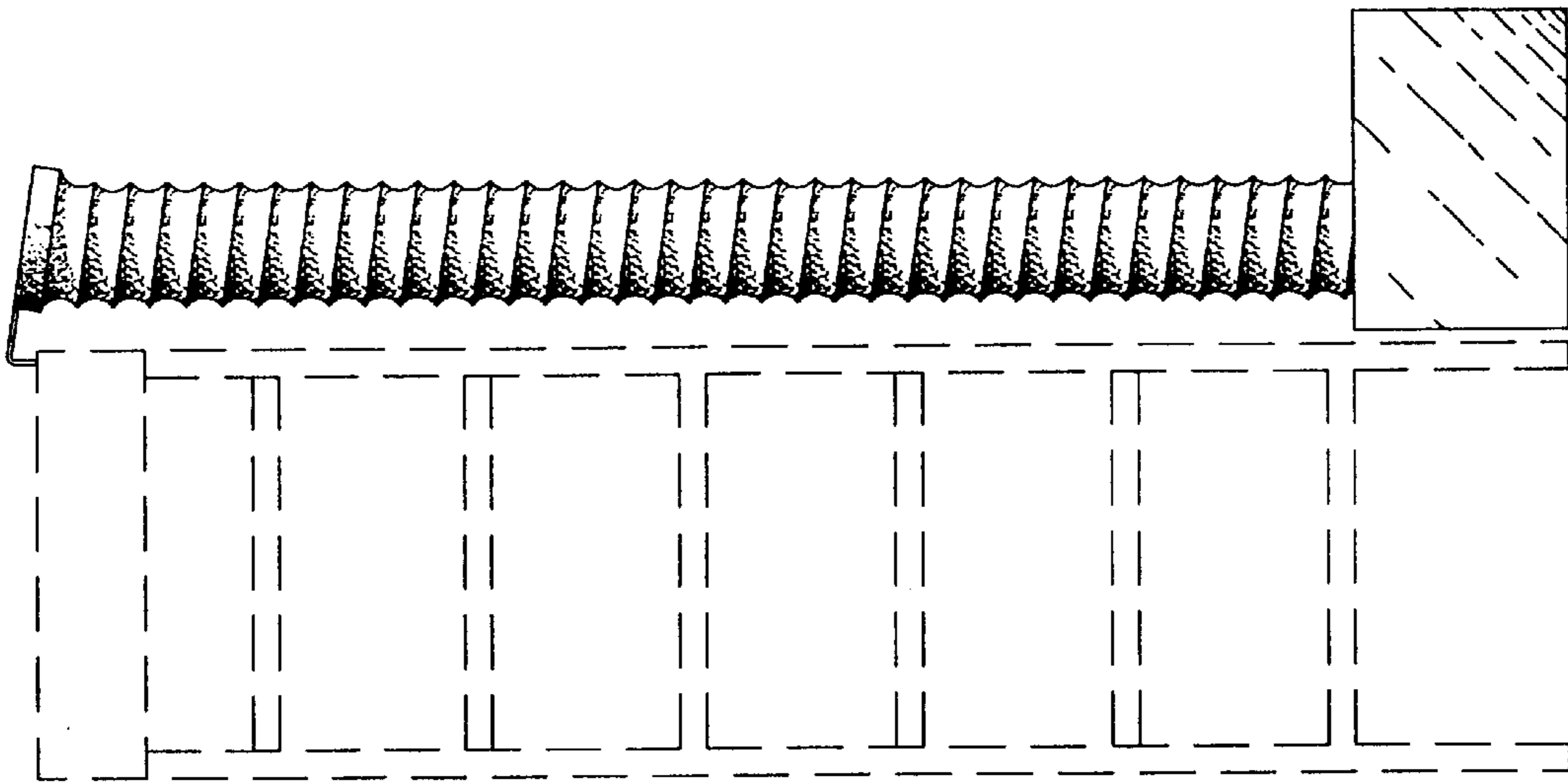


FIG. 1




FIG. 2

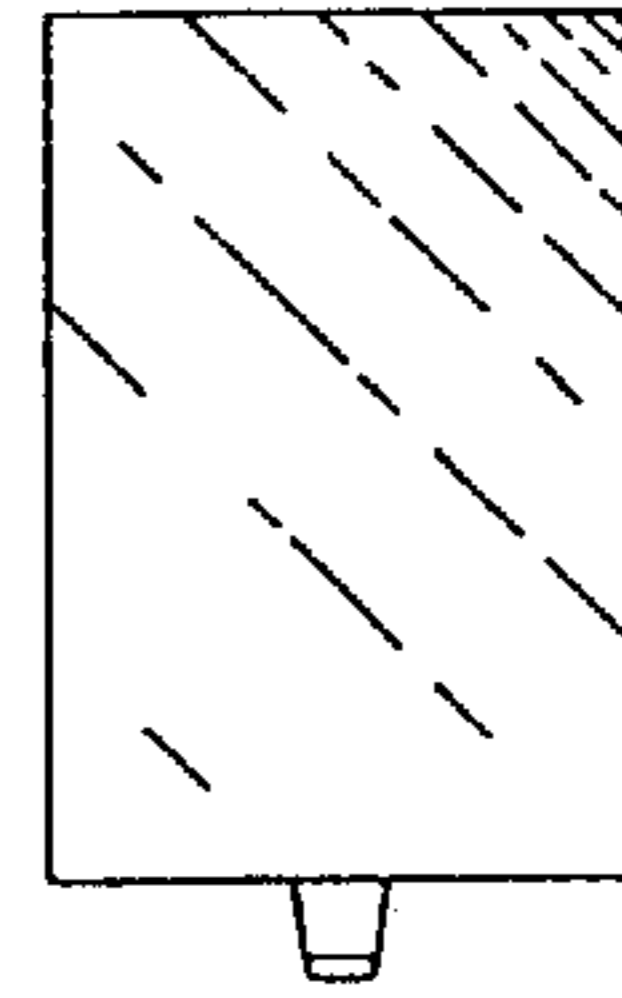


FIG. 3

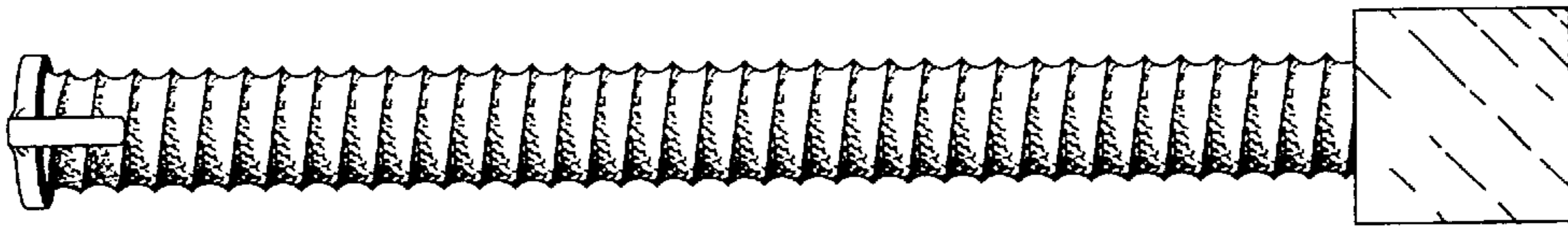


FIG. 6




FIG. 5

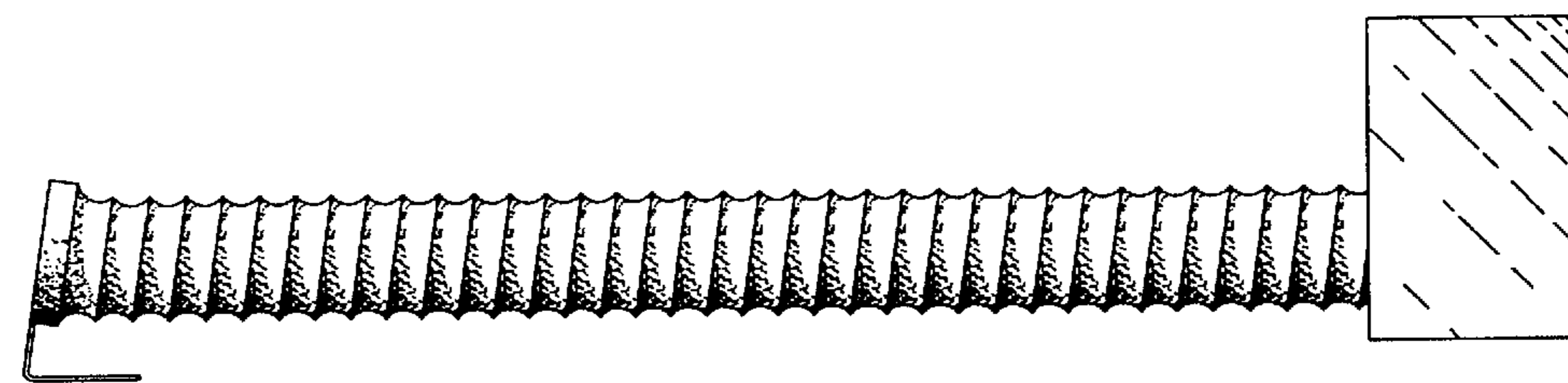


FIG. 4