



US00D491342S

(12) **United States Design Patent**
Jordan

(10) **Patent No.:** **US D491,342 S**

(45) **Date of Patent:** **** Jun. 15, 2004**

(54) **BIB WITH POCKET AND ADHESIVE TAPE**

(76) Inventor: **David P. Jordan**, 358 Montebello SE.,
Kentwood, MI (US) 49548

(**) Term: **14 Years**

(21) Appl. No.: **29/191,805**

(22) Filed: **Oct. 15, 2003**

(51) **LOC (7) Cl.** **02-02**

(52) **U.S. Cl.** **D2/863; D2/861; D2/862**

(58) **Field of Search** **D2/728, 823, 860-864;**
D24/194; 2/48, 49.1, 49.2, 49.3, 49.4, 49.5,
50, 51; 24/302; 446/327; 601/139

(56) **References Cited**

U.S. PATENT DOCUMENTS

704,206 A	*	7/1902	Newlin	
2,672,614 A	*	3/1954	Zimmerman et al.	
2,835,895 A	*	5/1958	Wells	
D197,115 S	*	12/1963	Clayfield	
3,283,971 A	*	11/1966	Jones	224/183
D242,503 S	*	11/1976	Derifield	
3,995,321 A	*	12/1976	Johnson	2/49.5
4,134,152 A	*	1/1979	Pierre	2/51
4,649,572 A	*	3/1987	Roessler	2/49.2
D290,421 S	*	6/1987	McNally et al.	D2/863
4,694,510 A	*	9/1987	Kamrath	2/49.1
4,779,288 A	*	10/1988	Mack	2/49.3
4,811,428 A	*	3/1989	Waldman et al.	2/49.3
4,860,381 A	*	8/1989	Bartley	2/49.3
D303,175 S	*	9/1989	Wilson et al.	D2/862

4,924,527 A	*	5/1990	Hintermeyer	2/46
5,062,558 A	*	11/1991	Stang	224/270
5,218,721 A	*	6/1993	Mathews et al.	2/49.2
D394,339 S	*	5/1998	Hill	D2/864
6,105,165 A	*	8/2000	Johnson et al.	2/49.2
D473,364 S	*	4/2003	Conte	D2/864

* cited by examiner

Primary Examiner—Celia A. Murphy

(57) **CLAIM**

The ornamental design for a bib with pocket and adhesive tape, as shown and described.

DESCRIPTION

FIG. 1 is a front view of a bib with pocket and adhesive tape showing my new design.

FIG. 2 is a bottom view of the bib with pocket and adhesive tape.

FIG. 3 is a top view of the bib with pocket and adhesive tape.

FIG. 4 is a back view of the bib with pocket and adhesive tape.

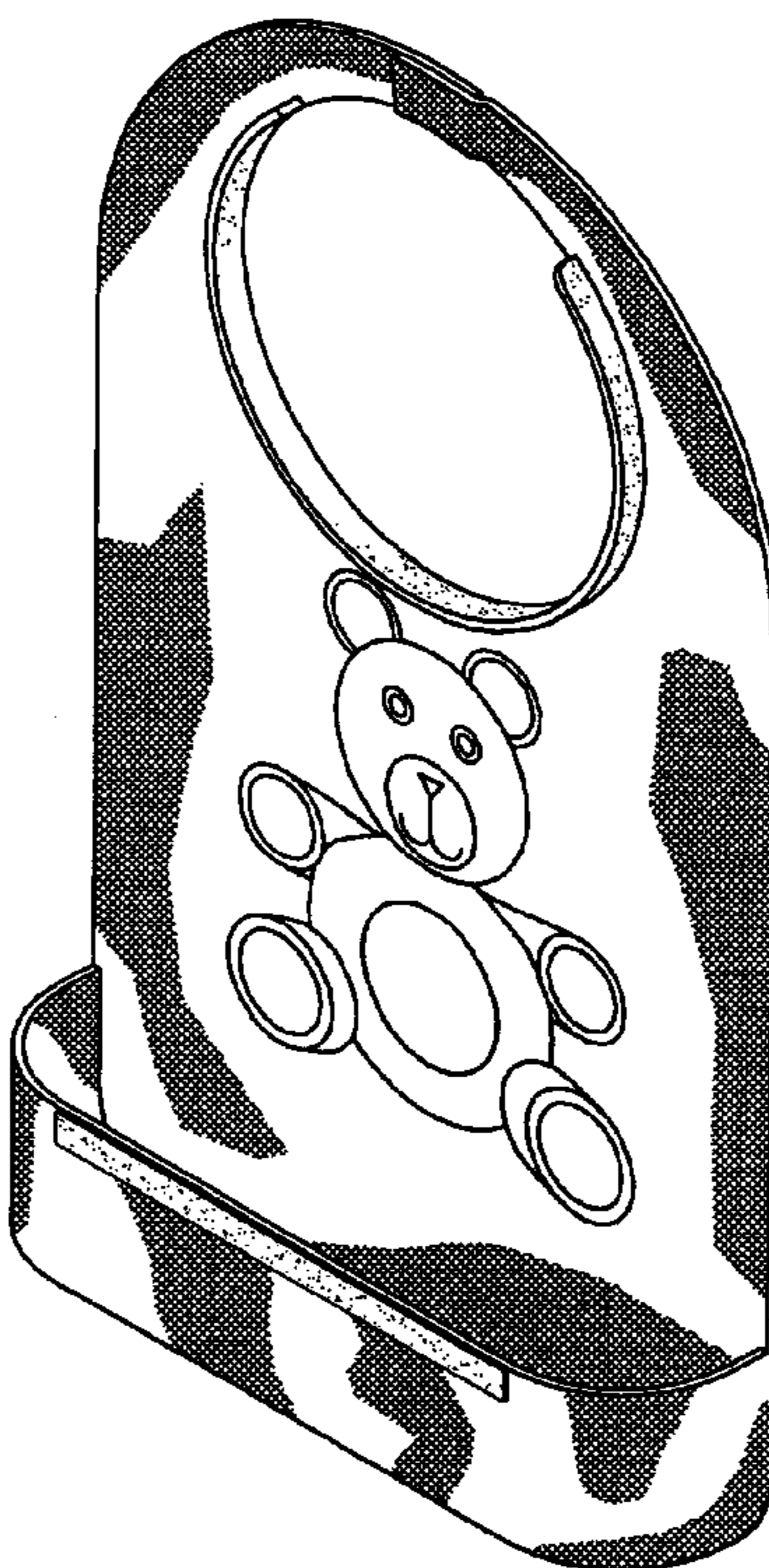
FIG. 5 is a left side view of the bib with pocket and adhesive tape.

FIG. 6 is a right side view of the bib with pocket and adhesive tape; and,

FIG. 7 is a right side view of the bib with pocket and adhesive tape.

The broken lines shown in FIGS. 1 & 4 are understood to represent stitching.

1 Claim, 4 Drawing Sheets






FIG. 1




FIG. 2




FIG. 3



FIG. 4




FIG. 5




FIG. 6

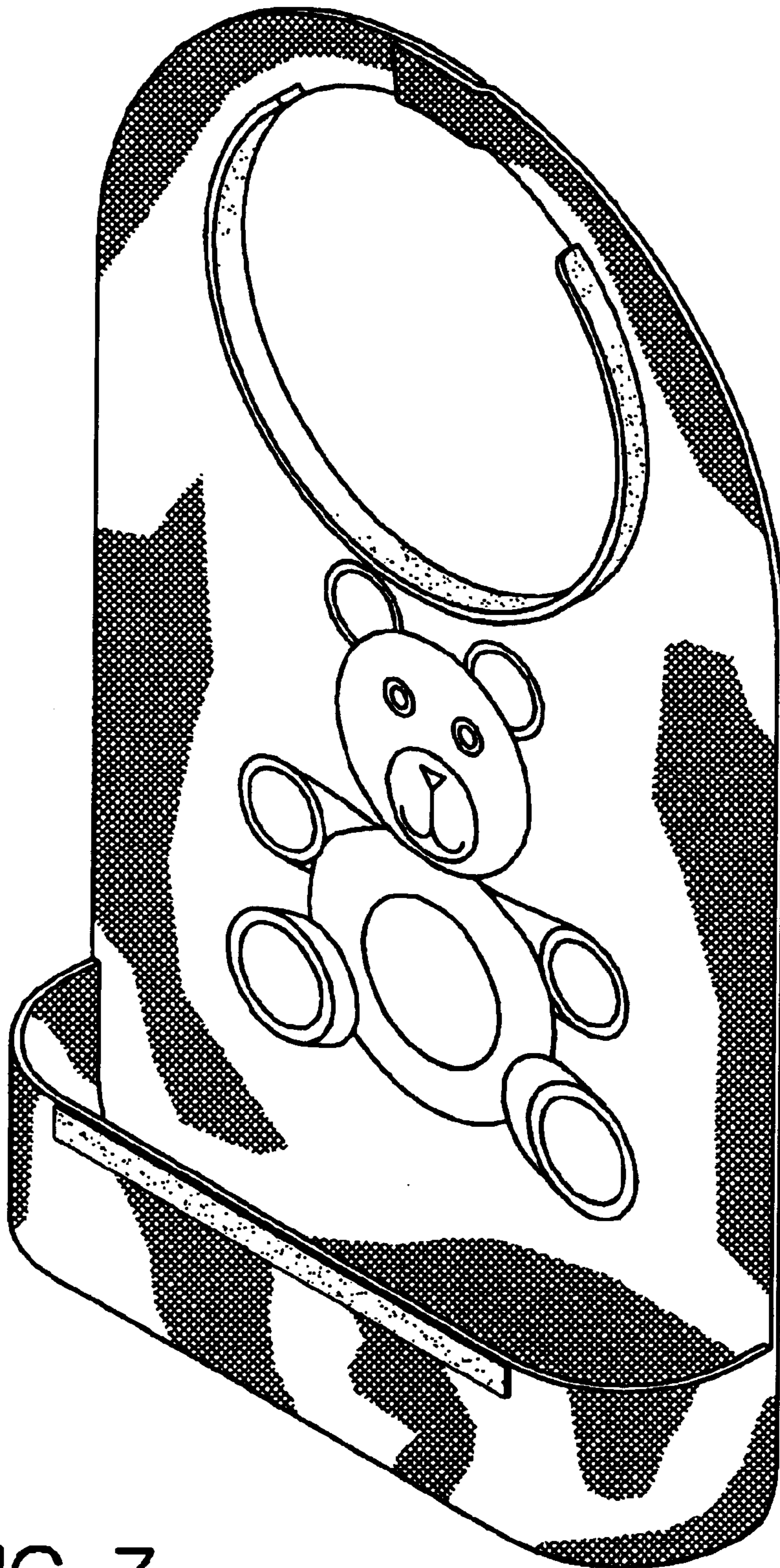


FIG. 7