



US00D491324S

(12) **United States Design Patent**
Kim et al.

(10) **Patent No.:** **US D491,324 S**

(45) **Date of Patent:** **** Jun. 8, 2004**

(54) **DRUM WASHING MACHINE**

(75) Inventors: **Young Il Kim**, Incheon-shi (KR); **Hui Dong Son**, Seoul (KR)

(73) Assignee: **LG Electronics, Inc.**, Seoul (KR)

(**) Term: **14 Years**

(21) Appl. No.: **29/172,524**

(22) Filed: **Dec. 13, 2002**

(30) **Foreign Application Priority Data**

Jun. 15, 2002 (KR) 30-2002-0017245

(51) **LOC (7) Cl.** **15-05**

(52) **U.S. Cl.** **D32/6**

(58) **Field of Search** D32/1, 5-6, 8,
D32/10, 25, 28; 134/93, 56 R; 68/172-174,
3 R, 12.01, 212; 34/523, 108, 596, 597,
603; 312/31, 109

(56) **References Cited**

U.S. PATENT DOCUMENTS

D463,631 S * 9/2002 Baldwin et al. D32/6
D477,898 S * 7/2003 Geyer D32/6

OTHER PUBLICATIONS

The Equator EZ 3600 washer/dryer combination machine, Equator Corp., Houston TX, 1997.*

* cited by examiner

Primary Examiner—Louis S. Zarfes

Assistant Examiner—Robert A. Delehanty

(74) *Attorney, Agent, or Firm*—Birch, Stewart, Kolasch & Birch, LLP

(57) **CLAIM**

The ornamental design for <drum washing machine>, as shown and described.

DESCRIPTION

FIG. 1 is a perspective view of <drum washing machine> showing the new design:

FIG. 2 is a front view thereof;

FIG. 3 is a rear view thereof;

FIG. 4 is a left-side view thereof;

FIG. 5 is a right-side view thereof;

FIG. 6 is a top plan view thereof; and,

FIG. 7 is a bottom plan view thereof.

1 Claim, 4 Drawing Sheets




FIG. 1




FIG. 2

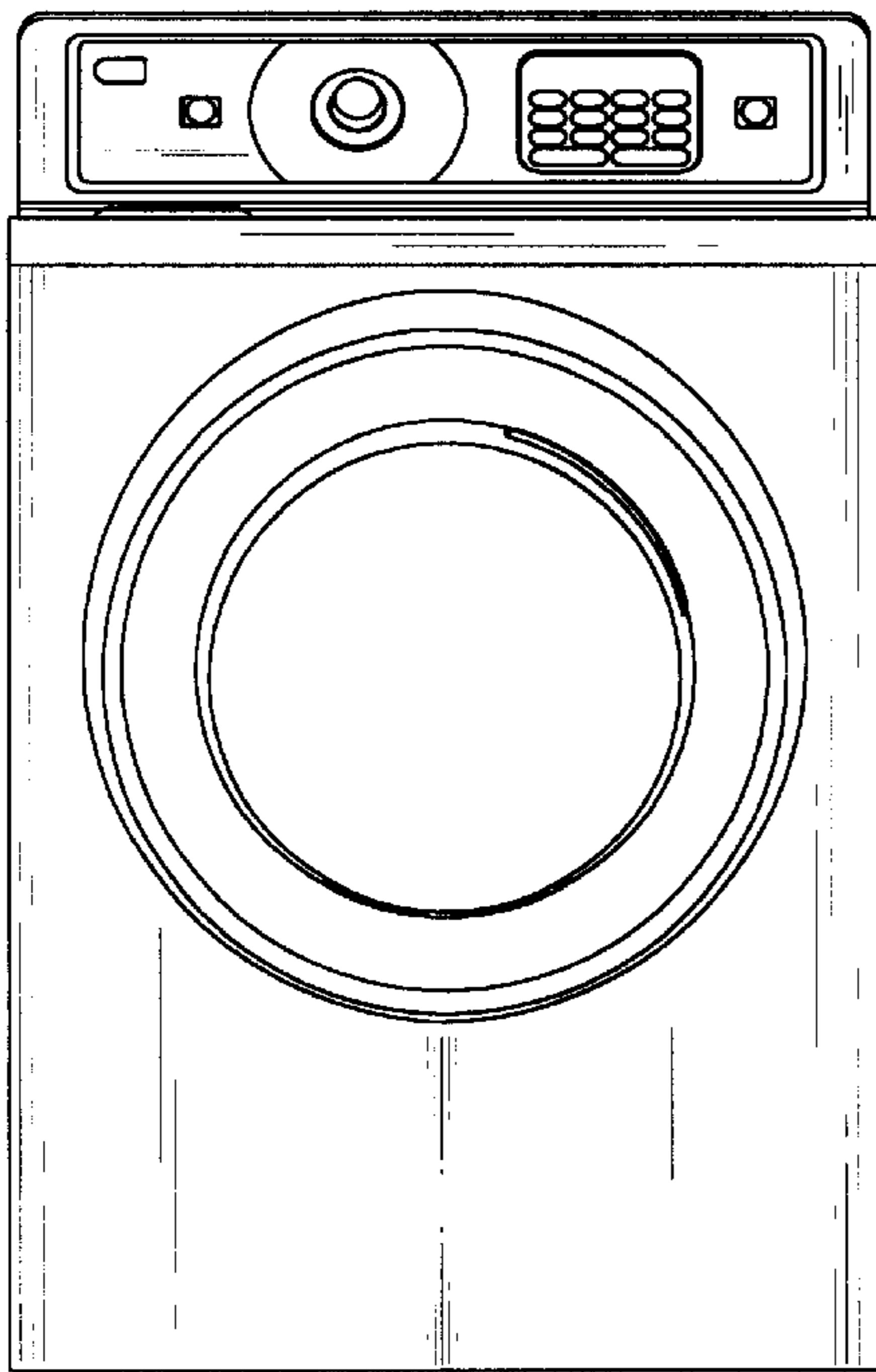


FIG. 3




FIG. 4




FIG. 5




FIG. 6

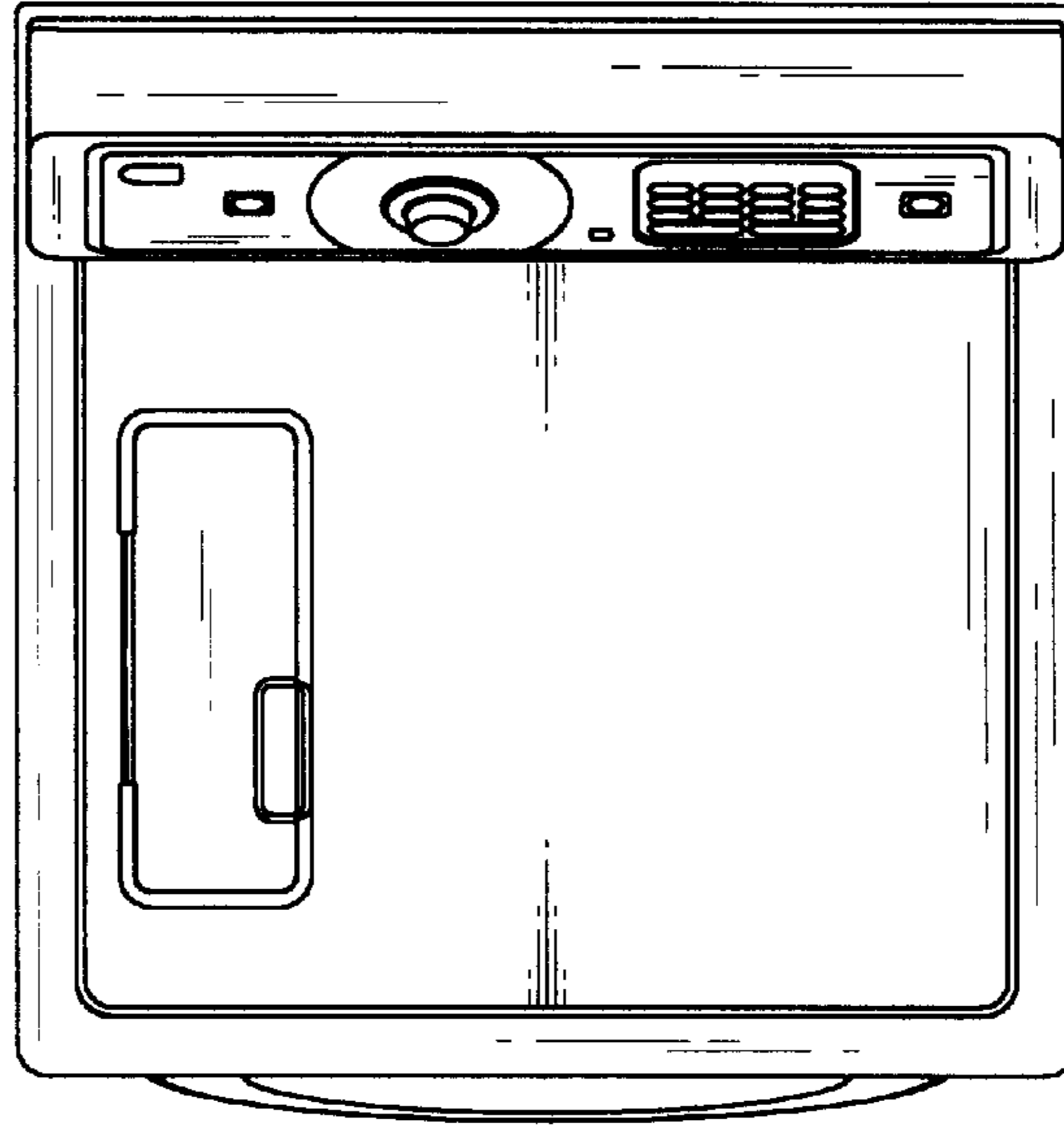


FIG. 7

