



US00D491317S

(12) **United States Design Patent**
Bignon et al.

(10) **Patent No.:** **US D491,317 S**

(45) **Date of Patent:** **** Jun. 8, 2004**

(54) **LONG OVEN MITTEN**

(75) Inventors: **Lucas Bignon**, Cachan (FR); **Mathieu Lion**, Paris (FR)

(73) Assignee: **Mastrad**, Paris (FR)

(**) Term: **14 Years**

(21) Appl. No.: **29/191,920**

(22) Filed: **Oct. 15, 2003**

Related U.S. Application Data

(62) Division of application No. 29/171,637, filed on Nov. 25, 2002.

(51) **LOC (7) Cl.** **29-06**

(52) **U.S. Cl.** **D29/118**

(58) **Field of Search** D2/610, 614-623, D2/999; D29/113, 117.2, 115-116.2, 117.1, 118-119, 123; 2/16, 18, 158-159, 161.6, 161.7, 161.8, 167-169; D24/190

(56) **References Cited**

U.S. PATENT DOCUMENTS

- 61,841 A * 2/1867 Lewis 2/16 X
- 1,279,855 A * 9/1918 Garvey 2/168
- 3,283,338 A * 11/1966 Landau 2/161.6
- 3,327,320 A * 6/1967 Forsyth D2/622 X
- 3,500,477 A * 3/1970 Meszaros 2/161.8

- D323,217 S * 1/1992 Holden D24/190
- D347,709 S * 6/1994 Pearson D29/117.2
- 5,452,478 A * 9/1995 Rombach et al. 2/161.6
- 6,092,238 A * 7/2000 Fierabend, Jr. 2/161.8
- D470,980 S * 2/2003 Bignon et al. D29/118
- 6,532,597 B2 * 3/2003 Bignon et al. 2/161.6

OTHER PUBLICATIONS

- The Washington Post: Orka Glove, p. H3, Jan. 23, 2003.*
- House and Garden: Washboard Glove, p. 25, Dec. 1951.*

* cited by examiner

Primary Examiner—Louis S. Zarfes

Assistant Examiner—Robert A Delehanty

(74) *Attorney, Agent, or Firm*—Blakely, Sokoloff, Taylor & Zafman

(57) **CLAIM**

The ornamental design for a long oven mitten, as shown and described.

DESCRIPTION

FIG. 1 is a left side view of the long oven mitten with all the raised bands

FIG. 2 is a right side view of the long oven mitten


FIG. 3 is a top plan view of the long oven mitten

FIG. 4 is a bottom plan view of the long oven mitten

FIG. 5 is a front view of the long oven mitten; and,

FIG. 6 is a rear view of the long oven mitten.

1 Claim, 5 Drawing Sheets



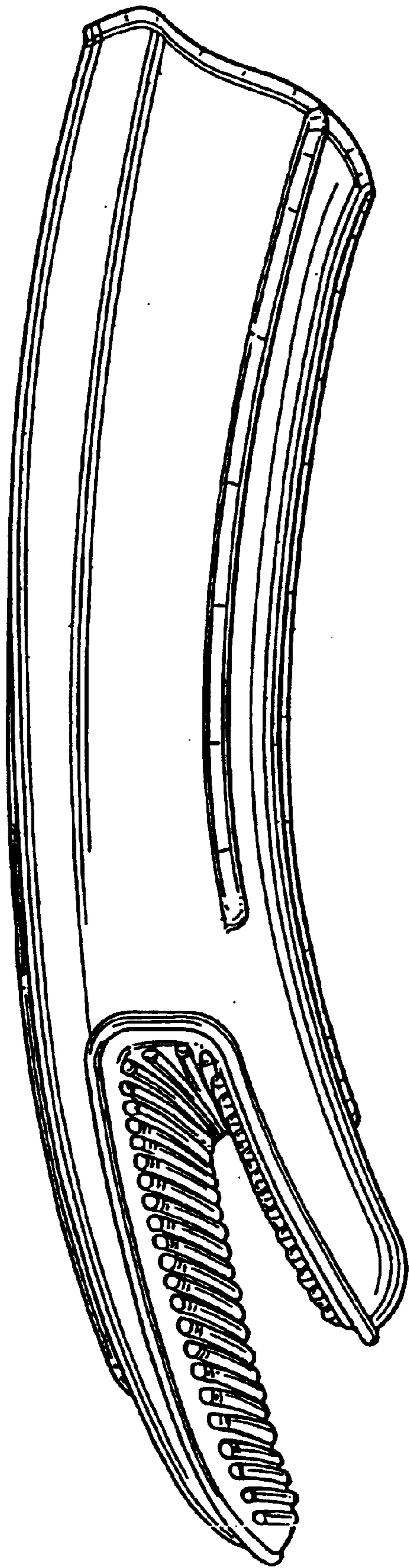


FIG 1

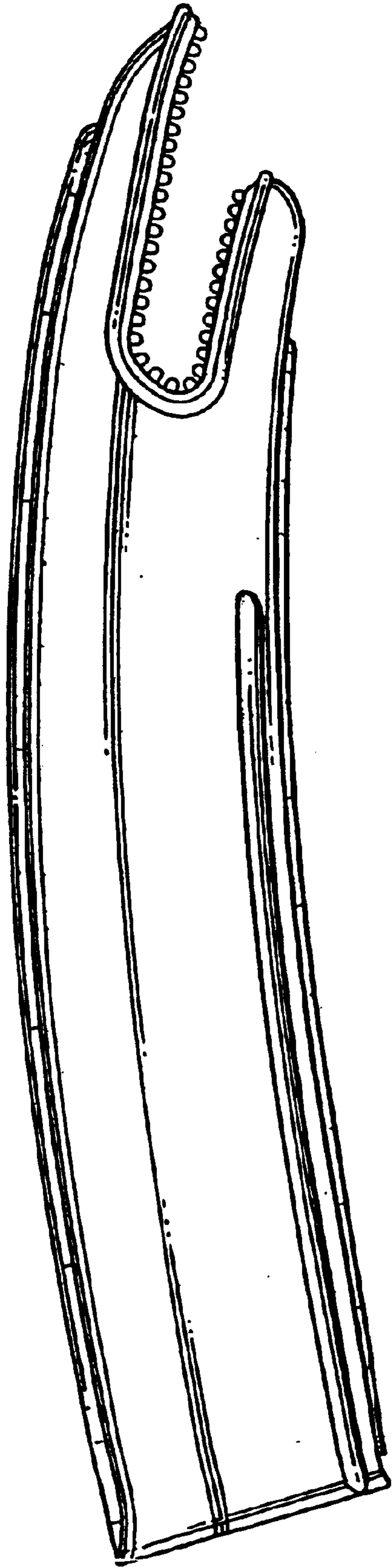


FIG 2

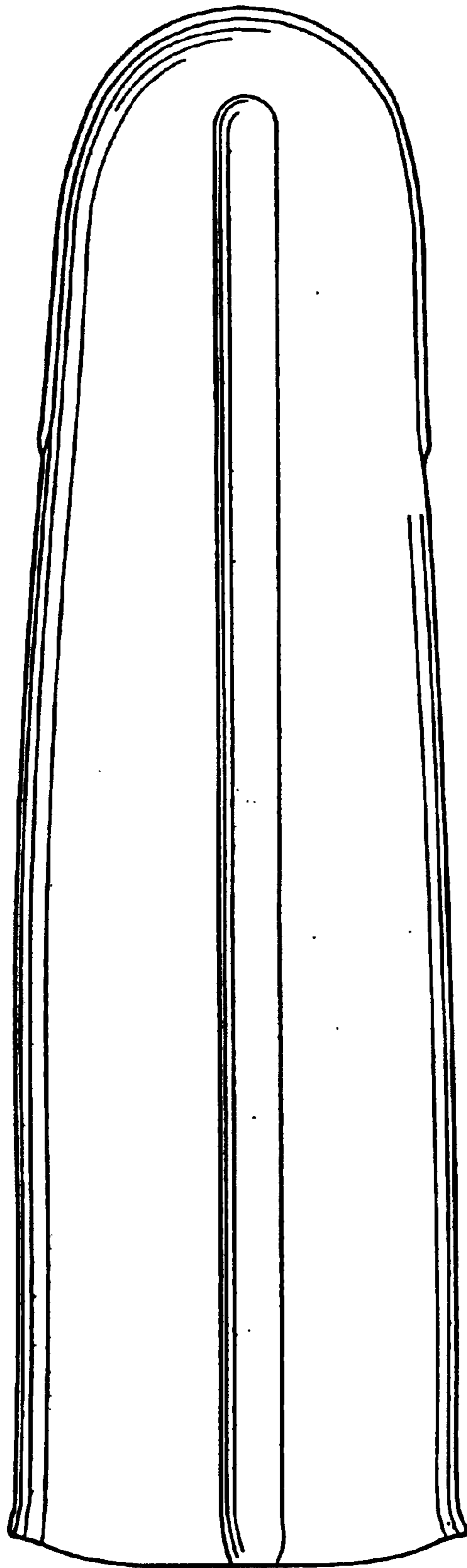


FIG 3

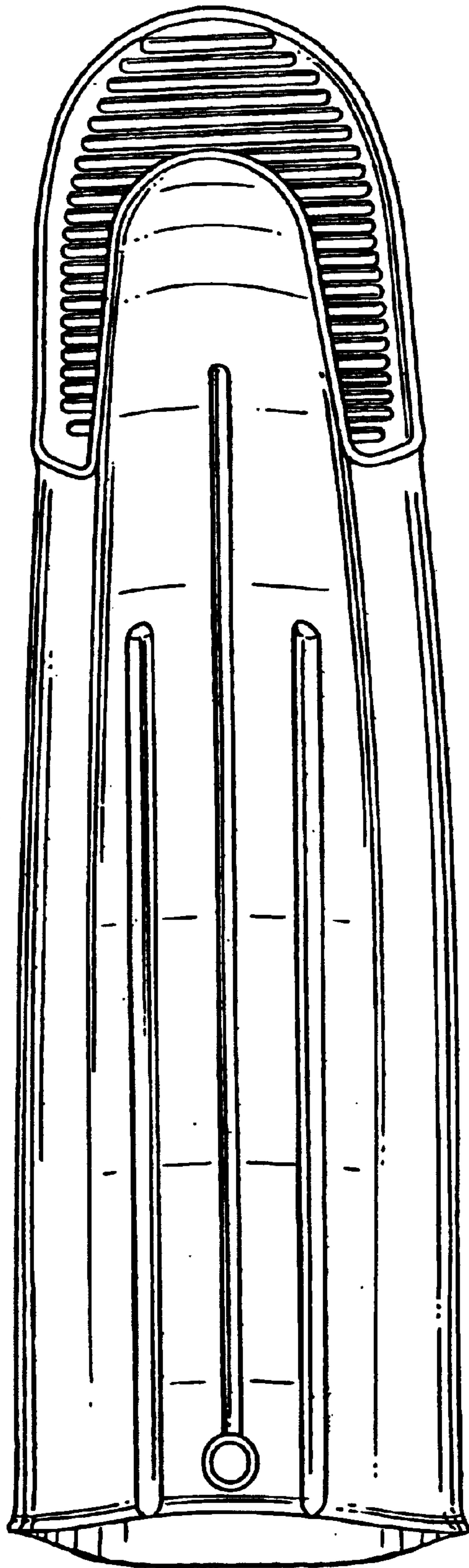


FIG 4

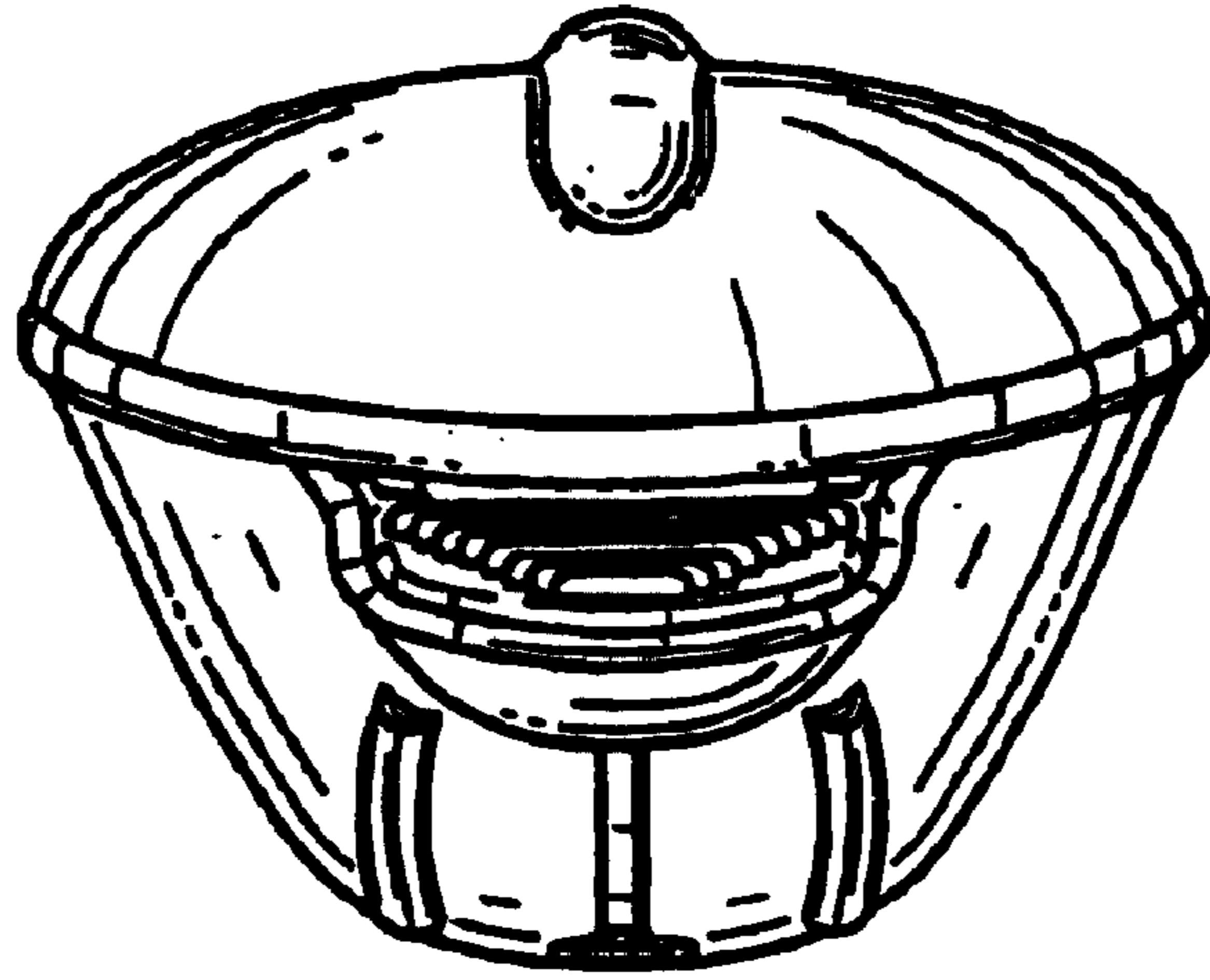


FIG 5

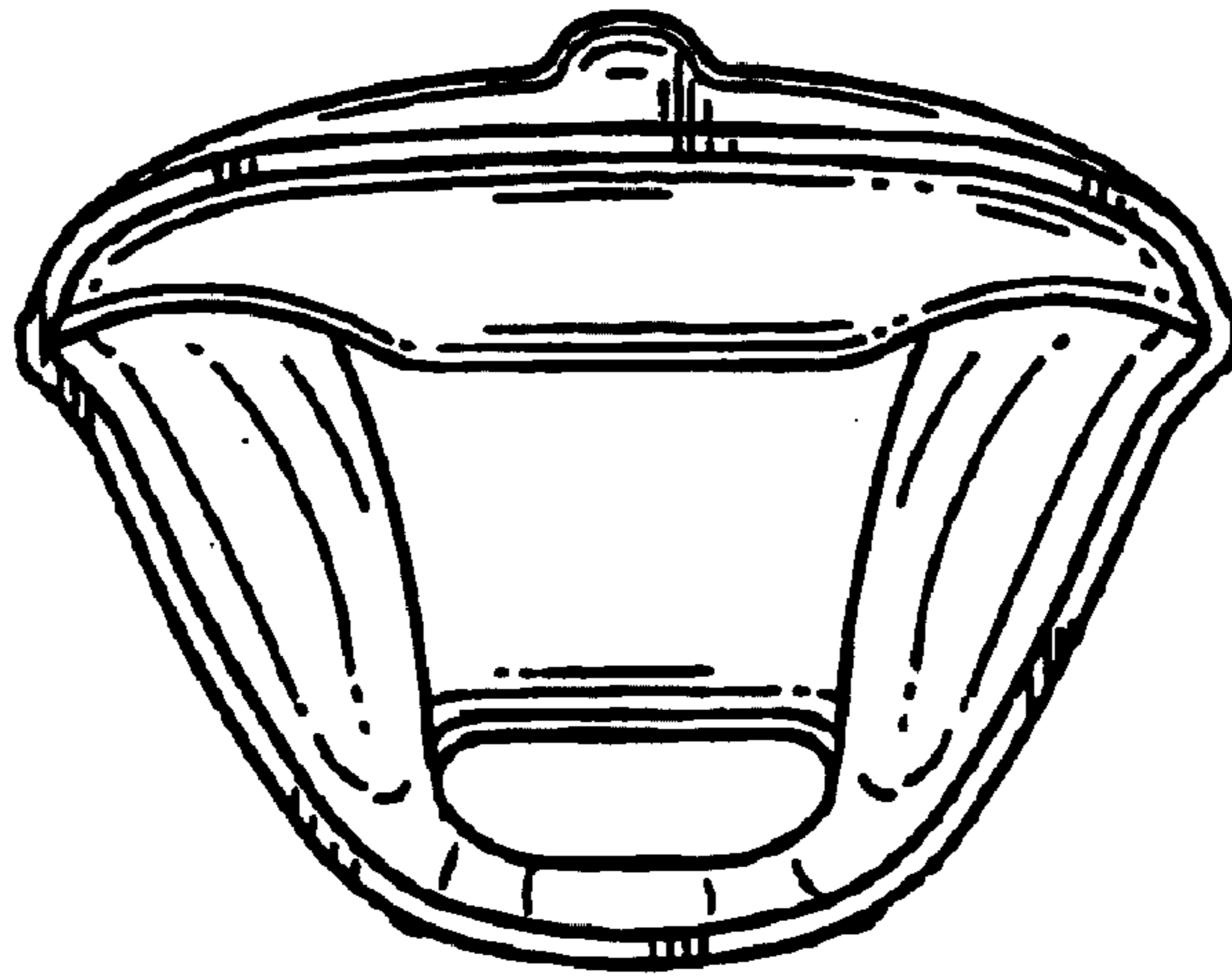


FIG 6