



US00D491290S

(12) **United States Design Patent**  
**Kobayashi et al.**

(10) **Patent No.:** **US D491,290 S**

(45) **Date of Patent:** **\*\* Jun. 8, 2004**

(54) **REAR COMBINATION LAMP FOR AN  
AUTOMOBILE**

D486,255 S \* 2/2004 Yoneyama et al. .... D26/28

**OTHER PUBLICATIONS**

(75) Inventors: **Masatomo Kobayashi**, Kanagawa-ken  
(JP); **Yoshimasa Ueno**, Kanagawa-ken  
(JP)

2002 BMW 745i; Imported Cars Guide Book; Oct. 29, 2002;  
p. 62.

2001 Nissan SKYLINE; Motor Fan Extra Issue; Jul. 29,  
2001.

(73) Assignee: **Toyota Jidosha Kabushiki Kaisha (JP)**

\* cited by examiner

(\*\*) Term: **14 Years**

*Primary Examiner*—Marcus A. Jackson

(21) Appl. No.: **29/177,916**

(74) *Attorney, Agent, or Firm*—Saidman DesignLaw Group

(22) Filed: **Mar. 18, 2003**

(57) **CLAIM**

(30) **Foreign Application Priority Data**

The ornamental design for a rear combination lamp for an  
automobile, as shown and described.

Jan. 15, 2003 (JP) ..... 2003-000661

**DESCRIPTION**

(51) **LOC (7) Cl.** ..... **26-04**

FIG. 1 is a perspective view of a rear combination lamp for  
an automobile showing our new design;

(52) **U.S. Cl.** ..... **D26/28**

FIG. 2 is a front view thereof;

(58) **Field of Search** ..... D26/26-36; 362/61,  
362/80, 81, 82, 83, 83.3, 267, 269, 275,  
330-340

FIG. 3 is a rear view thereof;

FIG. 4 is a right side view thereof;

FIG. 5 is a left side view thereof;

FIG. 6 is a top view thereof; and,


FIG. 7 is a bottom view thereof.


(56) **References Cited**

**U.S. PATENT DOCUMENTS**


D485,920 S \* 1/2004 Yoneyama ..... D26/28

**1 Claim, 3 Drawing Sheets**

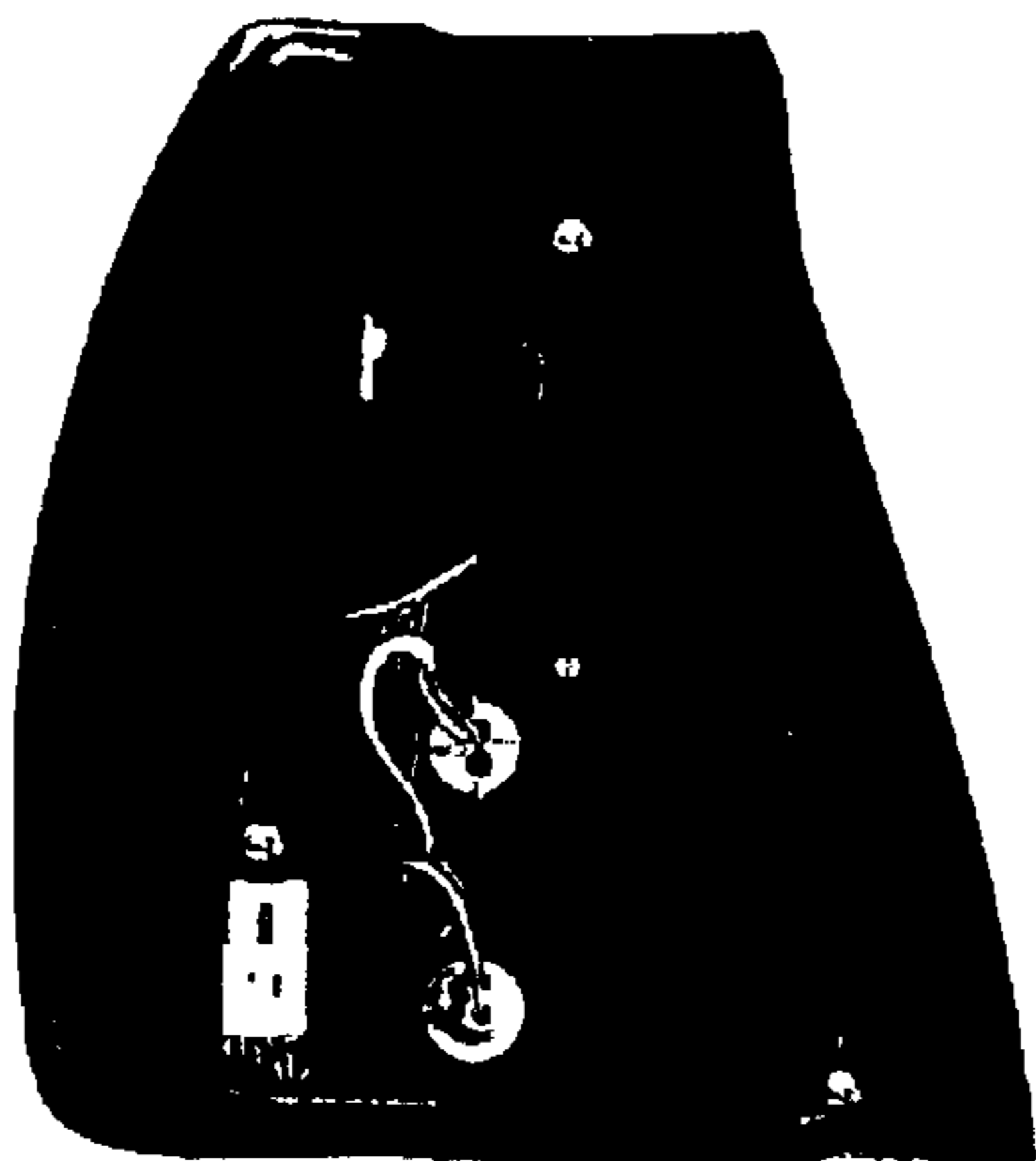





**FIG. 1**




**FIG. 2**



**FIG. 3**




**FIG. 4**



**FIG. 5**



**FIG. 6**



**FIG. 7**

UNITED STATES PATENT AND TRADEMARK OFFICE  
**CERTIFICATE OF CORRECTION**

PATENT NO. : Des. 491,290 S  
DATED : June 8, 2004  
INVENTOR(S) : Kobayashi, Masatomo et al.

Page 1 of 5

It is certified that error appears in the above-identified patent and that said Letters Patent is hereby corrected as shown below:

Delete Title page consisting of Fig. 1 and replace with Fig. 1 on the attached pages

Delete figures 1-7 and substitute with Figures 1-7 on the attached pages

Signed and Sealed this

Eighth Day of March, 2005

A handwritten signature in black ink on a light gray dotted background. The signature reads "Jon W. Dudas" in a cursive style.

JON W. DUDAS

*Director of the United States Patent and Trademark Office*

(12) **United States Design Patent** (10) Patent No.: **US D491,290 S**  
Kobayashi et al. (45) Date of Patent: \*\* **Jun. 8, 2004**

(54) **REAR COMBINATION LAMP FOR AN AUTOMOBILE**

D486,255 S \* 2/2004 Yoneyama et al. .... D26/28

**OTHER PUBLICATIONS**

(75) Inventors: Masatomo Kobayashi, Kanagawa-ken (JP); Yoshimasa Ueno, Kanagawa-ken (JP)

2002 BMW 745i; Imported Cars Guide Book; Oct. 29, 2002; p. 62.  
2001 Nissan SKYLINE; Motor Fan Extra Issue; Jul. 29, 2001.

(73) Assignee: Toyota Jidusha Kabushiki Kaisha (JP)

\* cited by examiner

(\*\*) Term: 14 Years

Primary Examiner---Marcus A. Jackson

(21) Appl. No.: 29/177,916

(74) Attorney, Agent, or Firm---Saidman DesignLaw Group

(22) Filed: Mar. 18, 2003

(57) **CLAIM**

(30) **Foreign Application Priority Data**

The ornamental design for a rear combination lamp for an automobile, as shown and described.

Jan. 15, 2003 (JP) ..... 2003-000661

**DESCRIPTION**

(51) LOC (7) Cl ..... 26-04

FIG. 1 is a perspective view of a rear combination lamp for an automobile showing our new design;

(52) U.S. Cl ..... D26/38

FIG. 2 is a front view thereof;

(58) Field of Search ..... D26/26-36; 362/61, 362/80, 81, 82, 83, 83.3, 267, 269, 275, 330-340

FIG. 3 is a rear view thereof;

FIG. 4 is a right side view thereof;

FIG. 5 is a left side view thereof;

FIG. 6 is a top view thereof; and,


FIG. 7 is a bottom view thereof.

(56) **References Cited**

**U.S. PATENT DOCUMENTS**

D485,829 S \* 1/2004 Yoneyama ..... D26/28

1 Claim, 3 Drawing Sheets






FIG. 1




FIG. 2

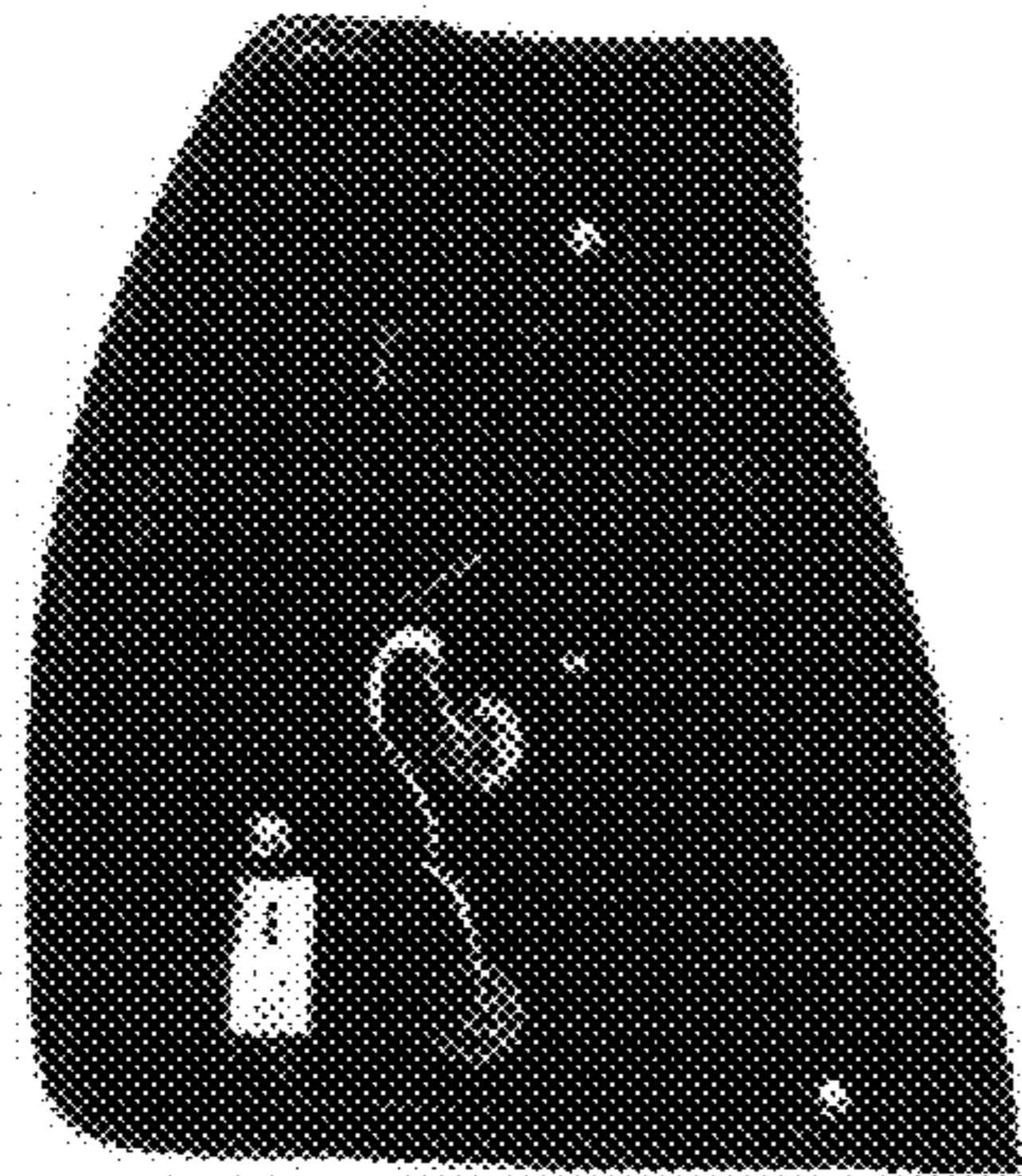




FIG. 3




**FIG. 4**




**FIG. 5**





**FIG. 6**



**FIG. 7**