



US00D491286S

(12) **United States Design Patent**  
**Winig et al.**

(10) **Patent No.:** **US D491,286 S**  
(45) **Date of Patent:** **\*\* Jun. 8, 2004**

- (54) **PEGBOARD**
- (75) Inventors: **Alan Winig**, Wynnewood, PA (US);  
**Richard Winig**, Villanova, PA (US);  
**James Eldon**, Barto, PA (US); **Lea Bogdan**, Philadelphia, PA (US)
- (73) Assignee: **Eye Designs LLC**, Collegeville, PA (US)
- (\*\*) Term: **14 Years**
- (21) Appl. No.: **29/190,452**
- (22) Filed: **Sep. 17, 2003**
- (51) **LOC (7) Cl.** ..... **25-01**
- (52) **U.S. Cl.** ..... **D25/153; D25/152**
- (58) **Field of Search** ..... D25/58, 138, 153,  
D25/156, 152, 155; 211/87.01, 90.04; 248/220.31;  
D6/566, 571, 572

- 4,932,538 A 6/1990 Gambello
- D328,065 S \* 7/1992 Nezu ..... D25/155
- 5,231,779 A 8/1993 Valiulis et al.
- D371,447 S \* 7/1996 Williams ..... D25/152
- 5,673,803 A 10/1997 Burback
- 5,855,274 A 1/1999 Piao
- 5,927,517 A 7/1999 Lipman et al.
- 6,070,747 A 6/2000 Shea
- 6,349,909 B1 2/2002 Zarrow et al.
- D455,221 S 4/2002 Smith
- 6,405,984 B1 6/2002 Simons et al.
- 6,481,584 B1 11/2002 Cantley
- 6,581,788 B1 6/2003 Winig et al.
- 6,612,527 B1 9/2003 Nagel

\* cited by examiner

*Primary Examiner*—Doris Clark  
(74) *Attorney, Agent, or Firm*—Duane Morris LLP

(57) **CLAIM**

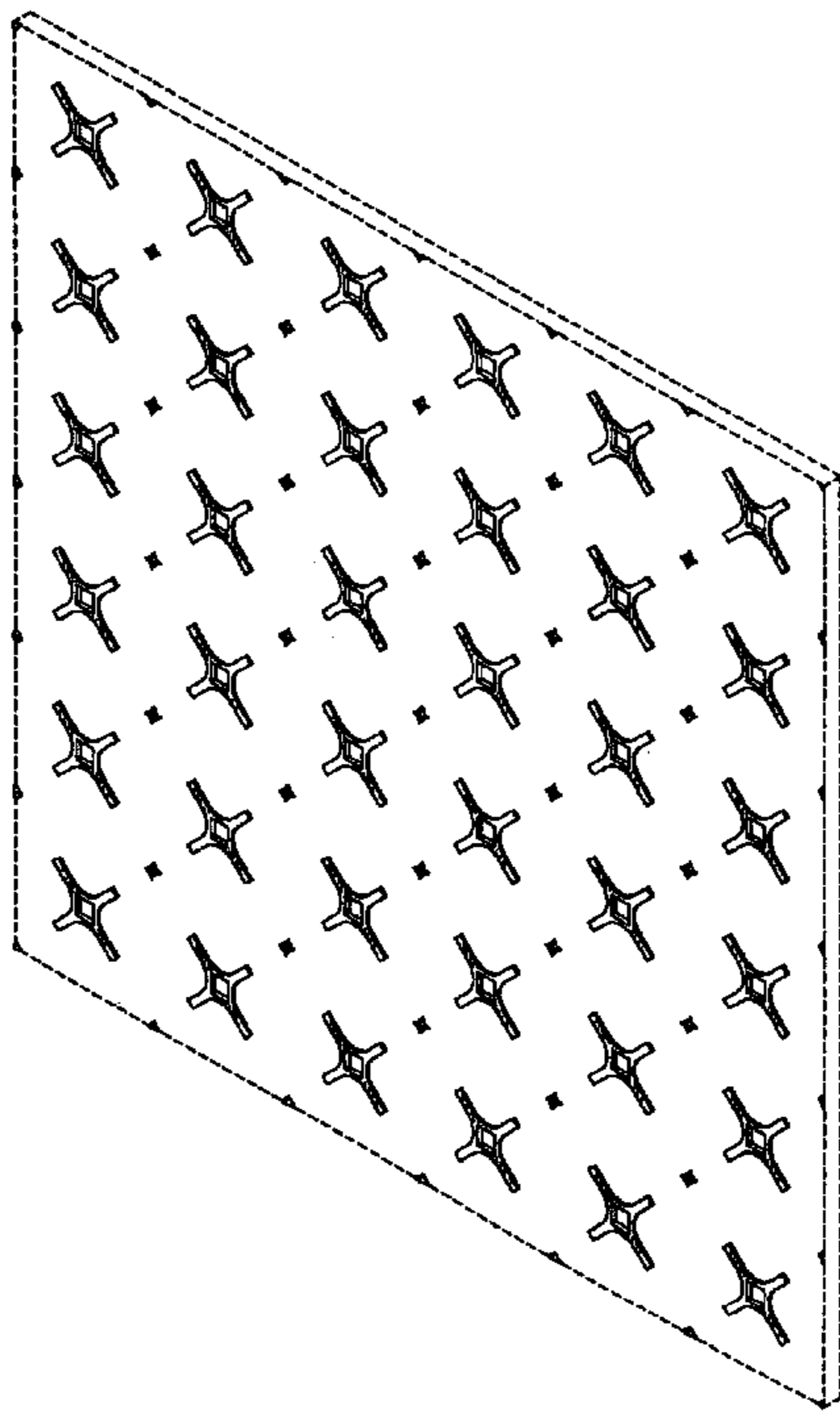
The ornamental design for a pegboard, as shown and described.

- (56) **References Cited**
- U.S. PATENT DOCUMENTS
- D103,817 S \* 3/1937 Fitzgerald ..... D25/155
- 3,195,846 A 7/1965 Danlhauser
- 3,306,564 A 2/1967 Nickel
- 3,322,287 A 5/1967 Ragir
- 3,452,959 A 7/1969 Ishikawa
- 3,844,231 A 10/1974 Peacock
- 3,853,293 A 12/1974 Larson
- 4,325,484 A 4/1982 Berry
- 4,441,619 A 4/1984 Gibitz
- 4,516,681 A 5/1985 Jahel
- 4,619,428 A 10/1986 Bailey
- 4,632,256 A 12/1986 Gambello
- 4,762,299 A 8/1988 Langeller

**DESCRIPTION**

FIG. 1 is a perspective view of the pegboard according to the invention;  
 FIG. 2 is a front view of the pegboard;  
 FIG. 3 is a top view of the pegboard;  
 FIG. 4 is a side view of the pegboard;  
 FIG. 5 is a broken-away enlarged view of the pegboard shown in FIG. 2; and,  
 FIG. 6 is a cross-sectional view, as taken along lines 6—6 in FIG. 5, of an ornamental feature of the pegboard.  
 The broken line showing of structure is for illustrative purposes only and forms no part of the claimed design.

**1 Claim, 4 Drawing Sheets**



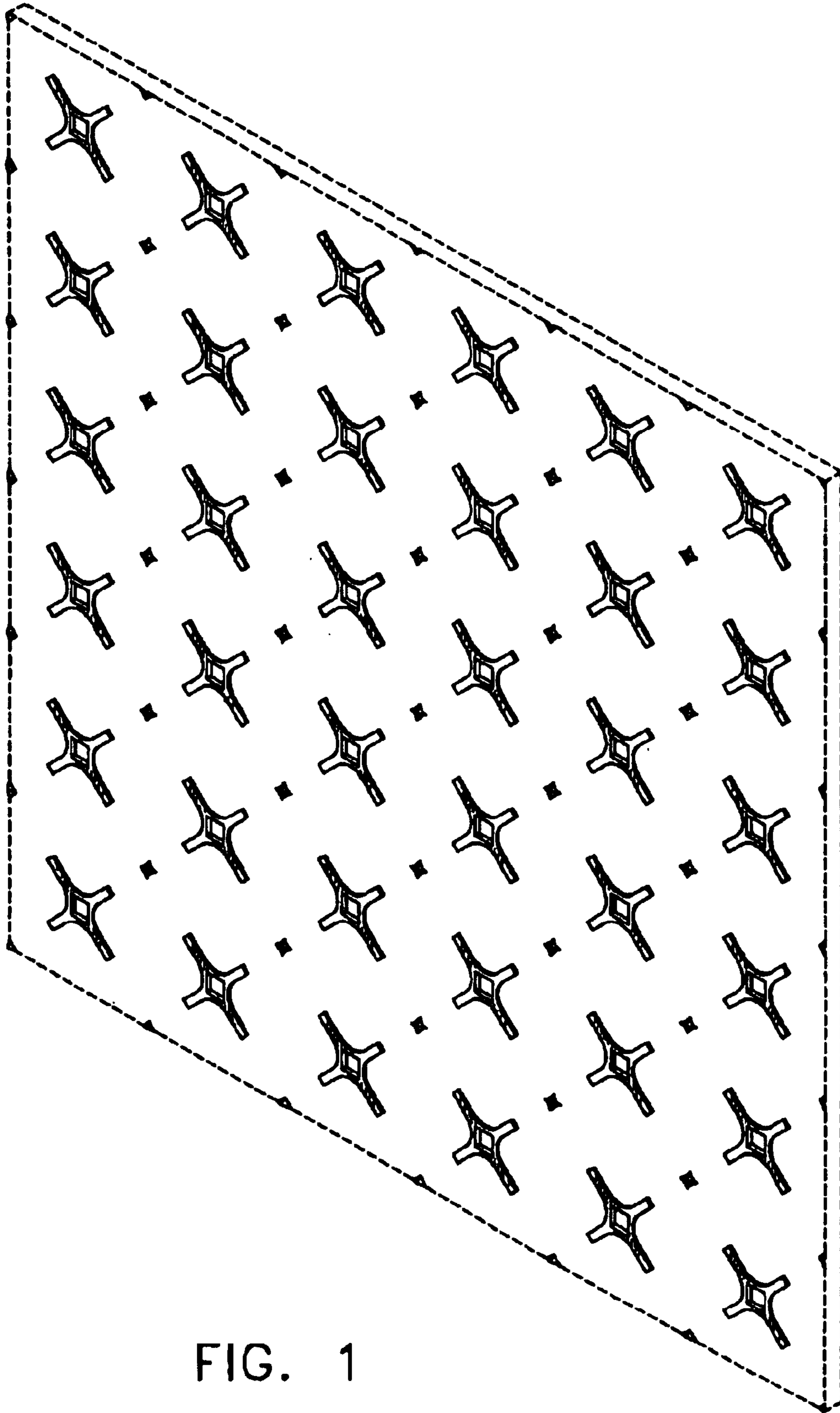


FIG. 1




FIG. 2

FIG. 3



FIG. 4

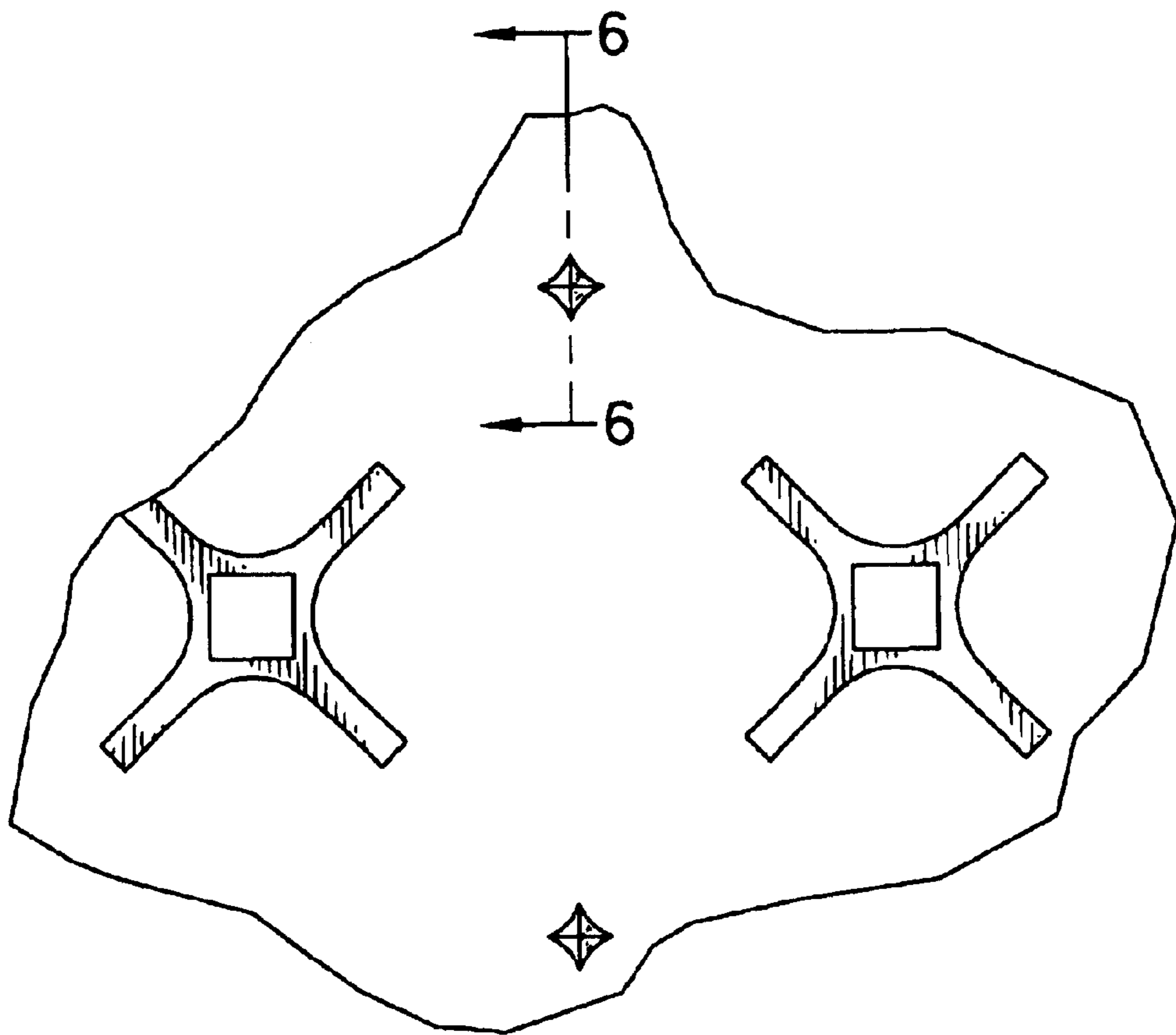


FIG. 5

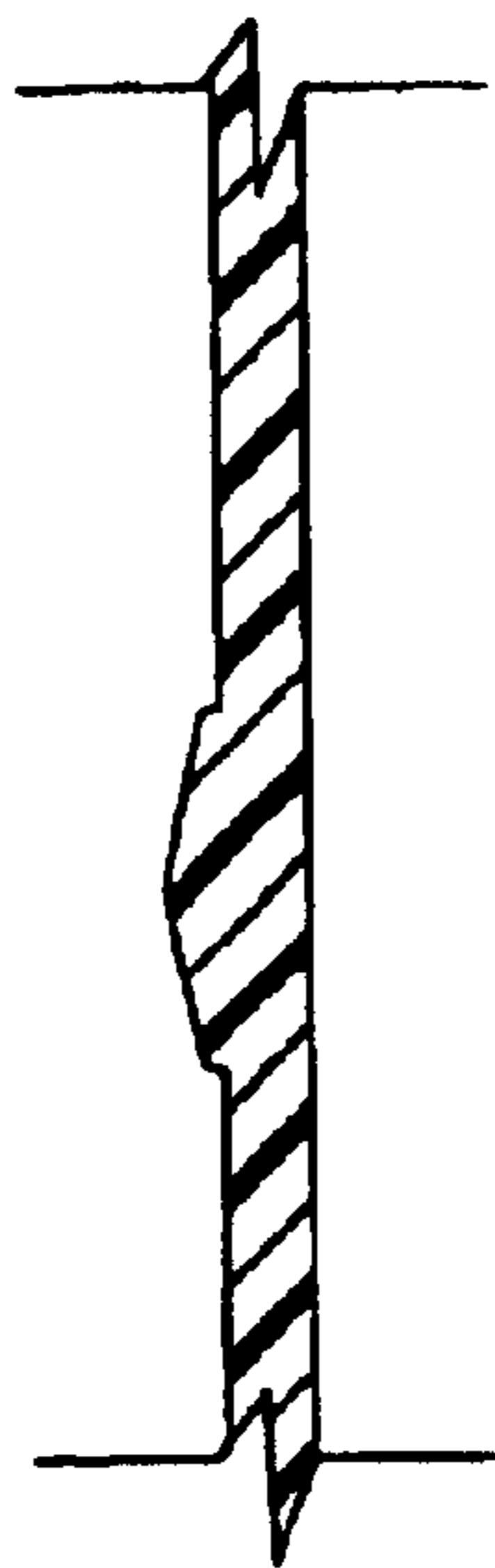


FIG. 6