



US00D491278S

(12) **United States Design Patent**
Barnard

(10) **Patent No.:** **US D491,278 S**

(45) **Date of Patent:** **** Jun. 8, 2004**

(54) **ACRYLIC WINDOW INSERT FOR A GARAGE DOOR**

(75) Inventor: **D. M. Barnard**, Fort Worth, TX (US)

(73) Assignee: **National Door Industries, Inc.**, Fort Worth, TX (US)

(**) Term: **14 Years**

(21) Appl. No.: **29/181,202**

(22) Filed: **May 7, 2003**

(51) **LOC (7) Cl.** **25-02**

(52) **U.S. Cl.** **D25/52; D25/103**

(58) **Field of Search** D25/48, 49, 52,
D25/103; 160/98, 115, 201, 238; 52/202,
203

(56) **References Cited**

U.S. PATENT DOCUMENTS

4,141,403 A * 2/1979 Church 160/201
D336,138 S * 6/1993 Wilkening D25/52

* cited by examiner

Primary Examiner—Doris Clark

(74) *Attorney, Agent, or Firm*—Charles D. Gunter, Jr.

(57) **CLAIM**

The ornamental design for an acrylic window insert for a garage door, as shown and described.

DESCRIPTION

FIG. 1 is a perspective view of a structure with the acrylic window insert for a garage door of the invention in place, the door and associated structures shown in broken lines are for illustrative purposes only not forming a part of the invention;

FIG. 2 is an enlarged front, perspective view of the acrylic window insert for a garage door of the invention;

FIG. 3 is an enlarged back, perspective view of the acrylic window insert for a garage door of the invention;

FIG. 4 is an enlarged bottom view of the acrylic window insert for a garage door of FIG. 2;

FIG. 5 is an enlarged top view of the acrylic window insert for a garage door of FIG. 2;

FIG. 6 is an enlarged right side view of the acrylic window insert for a garage door of FIG. 2; and,

FIG. 7 is an enlarged left side view of the acrylic window insert for a garage door of FIG. 2.

1 Claim, 2 Drawing Sheets




FIG. 1


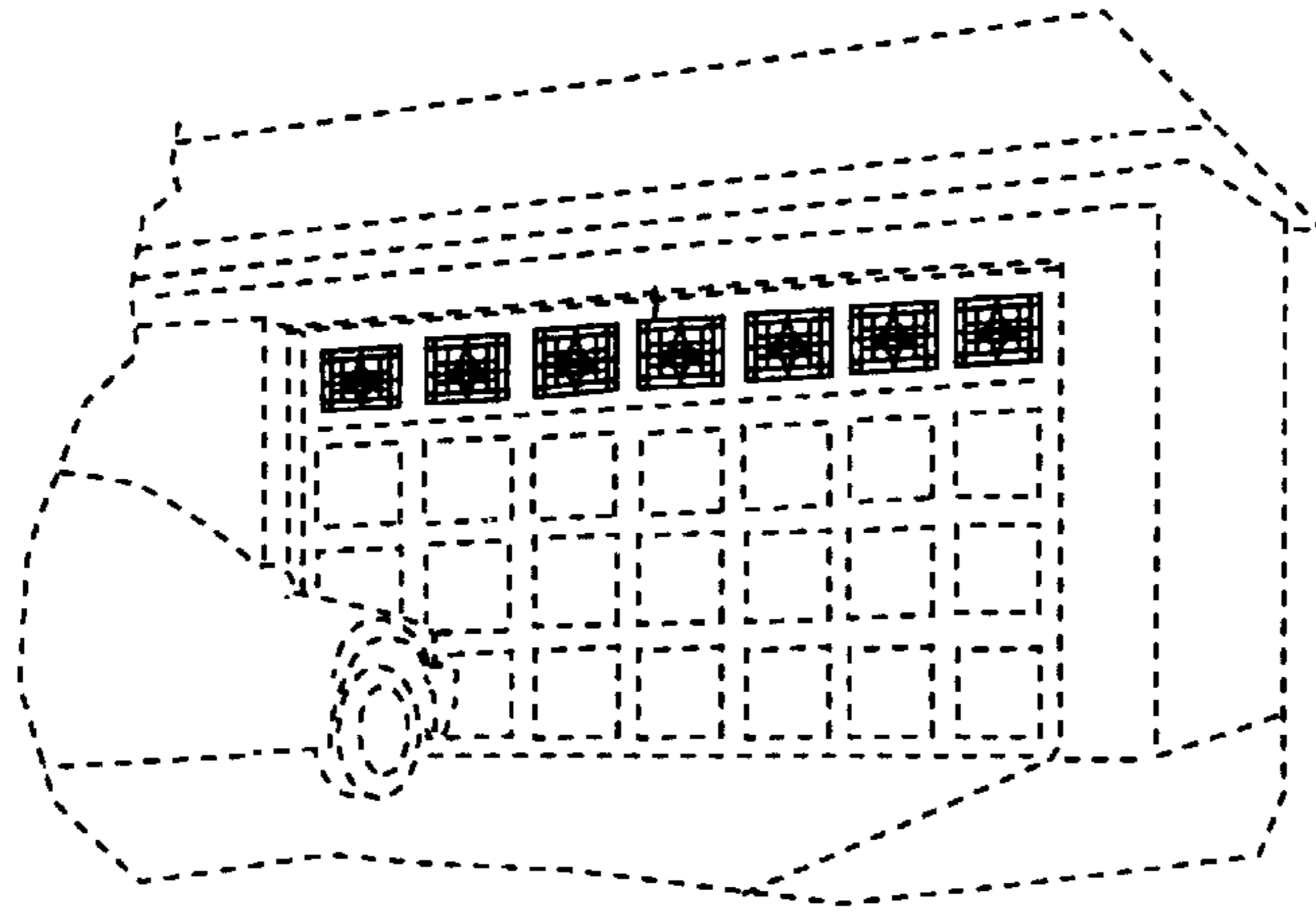


FIG. 2

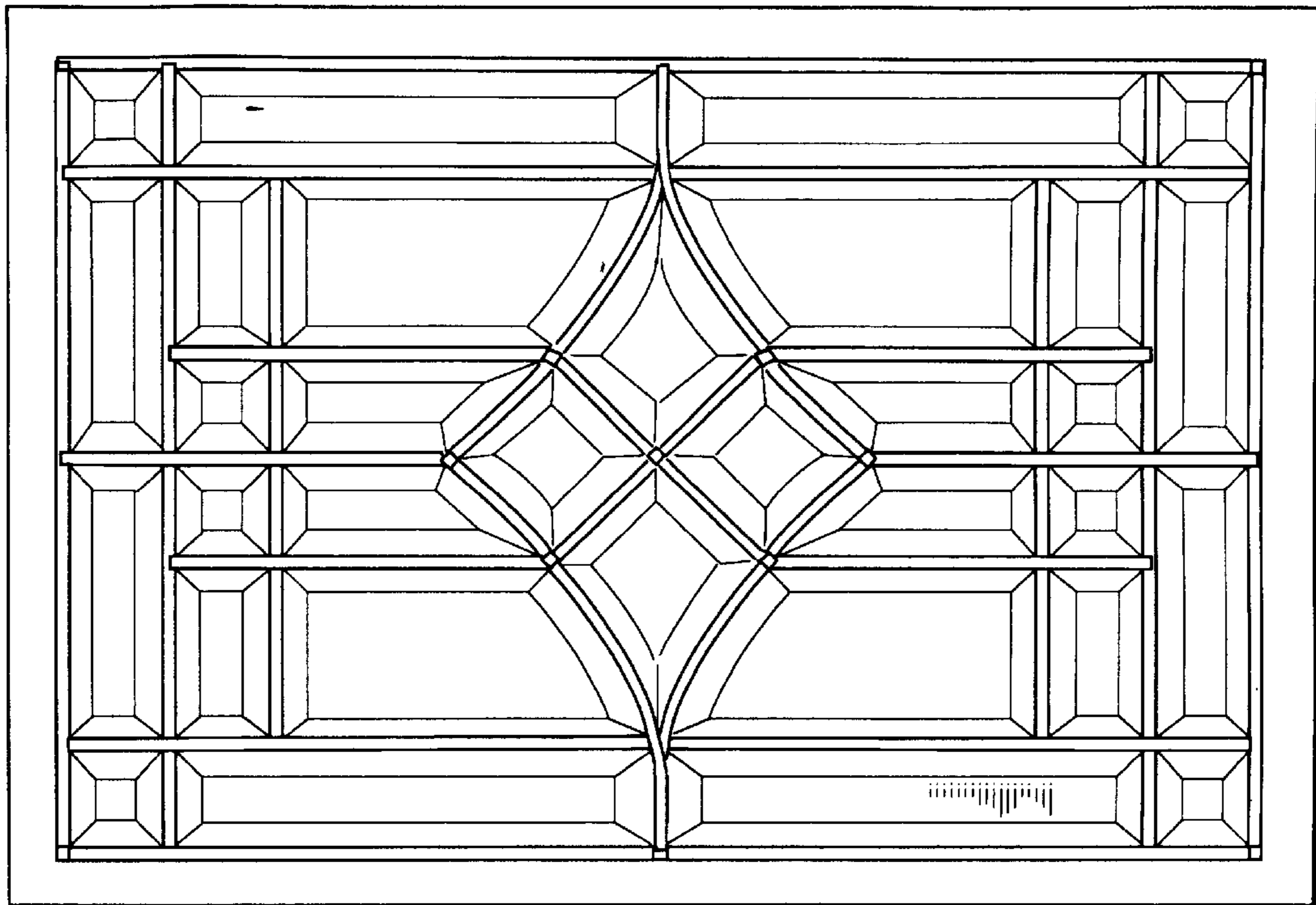


FIG. 3

FIG. 4



FIG. 5



FIG. 6



FIG. 7

